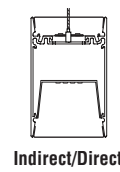


Pendant Mounting and Feed Guide

High Performance 3" Aperture (HP-3)



Indirect/Direct



Direct

FINELITE
Better Lighting

Customer: _____ Job: _____ PO: _____

SUSPENSION TYPE

Fully Adjustable

1/4 X 20 threaded coupler



☐ 50"- Standard
89512

☐ 100" - 89513

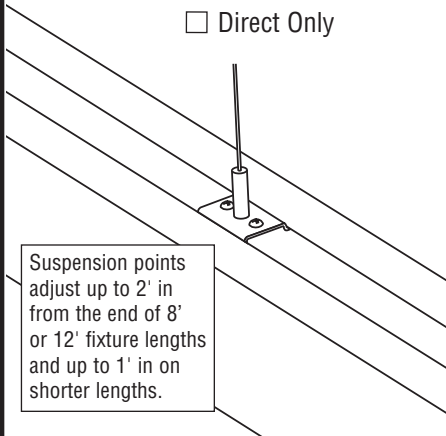
☐ 150" - 89514

☐ Custom

Flexible Mounting

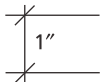
89605

☐ Direct Only

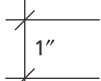


Suspension points adjust up to 2' in from the end of 8' or 12' fixture lengths and up to 1' in on shorter lengths.

Stem



select suspension



(Select distance between threads)

☐ 9"

☐ 12"

☐ 15"

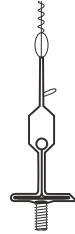
☐ 21"

☐ 24"

Contact factory for additional lengths

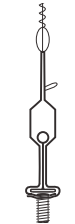
MOUNTING HARDWARE

☐ On-Grid 1" T-Bar Support
94001



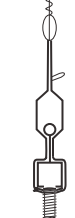
C1

☐ On-Grid 9/16" T-Bar Support
94020



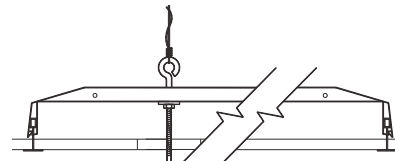
C2

☐ On-Grid 9/16" Screw Slot
T-Bar Support
94029

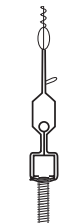


C3

☐ Caddy 512 HD Between
T-Bar Supports
89316



☐ 9/16" Screw Slot HD With
Extended Stud For Tegular Tile
94029 &
94067



POWER FEED

☐ Straight 18/5 SJT Cord
96105



1 Circuit +
0-10V Dimming



☐ Standard For ID only
1 feed controls up and down
light together.

☐ Optional For ID only
2 feed controls up and down
light separately

☐ Straight 18/3 SJT Cord
96099



No 0-10V
Dimming
Control

☐ Straight 18/4 SJT Cord
2 Circuit
96100



No 0-10V
Dimming
Control

☐ Stem Feed

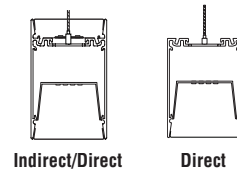


☐ Cord and Plug



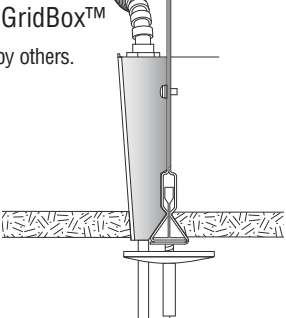
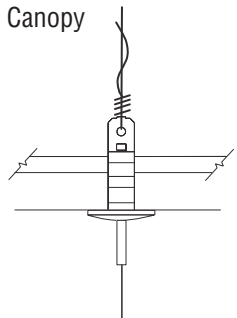
Pendant Mounting and Feed Guide

High Performance 3" Aperture (HP-3)

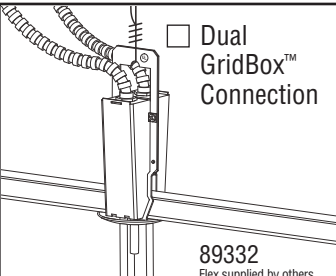
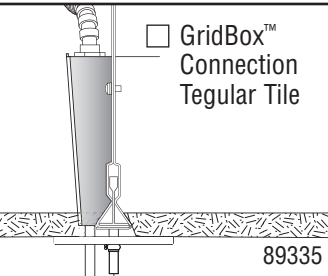
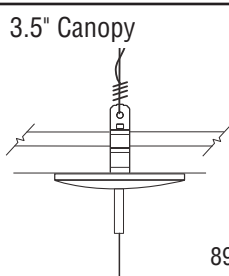
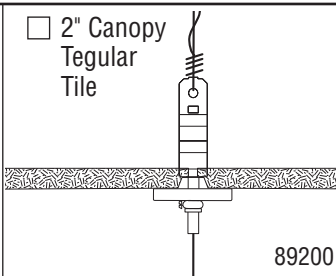
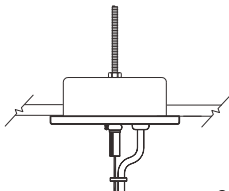
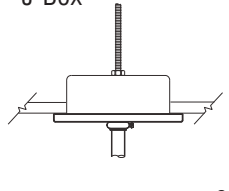
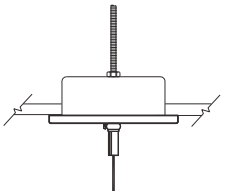
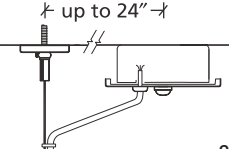
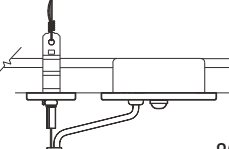
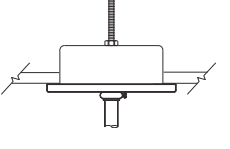
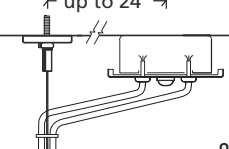
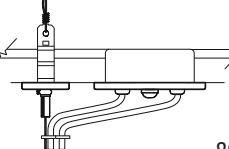
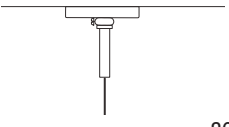
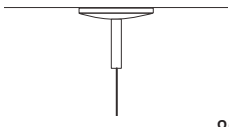


FINELITE
Better Lighting

Customer: _____ Job: _____ PO: _____

Finelite Standard	Power Connection & Support	Non-Power Connection & Support
	<input type="checkbox"/> Finelite GridBox™ Flex supplied by others.  89330	<input type="checkbox"/> 2" Canopy  89331

* Supplied with 5" Canopy.

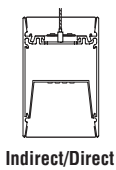
Options	<input type="checkbox"/> Dual GridBox™ Connection  89332 Flex supplied by others.	<input type="checkbox"/> GridBox™ Connection Tegular Tile  89335	<input type="checkbox"/> 3.5" Canopy  89333	<input type="checkbox"/> 2" Canopy Tegular Tile  89200
	<input type="checkbox"/> J-Box Feed Support*  89111	<input type="checkbox"/> Stem Feed Support J-Box*  89120	<input type="checkbox"/> J-Box Support*  89210	
Options	<input type="checkbox"/> Offset J-Box Surface Mount*  81113	<input type="checkbox"/> Offset J-Box T-Bar Support*  89106	<input type="checkbox"/> Stem Support*  89120	
	<input type="checkbox"/> Dual Offset J-Box Surface Mount*  81111	<input type="checkbox"/> Dual Offset J-Box T-Bar Support*  89107	<input type="checkbox"/> Surface Mount (Standard)  89225	<input type="checkbox"/> Surface Mount (Optional)  89334
Options	<input type="checkbox"/> Custom Power Connection	<input type="checkbox"/> No Power Connection	<input type="checkbox"/> Custom Non-Power Connection	<input type="checkbox"/> No Connection

Hardware compatible with 4" octagonal J-Box. Consult Finelite Customer Service for pricing on all options.

Finelite, Inc. • 30500 Whipple Road • Union City, CA 94587-1530 • 510 / 441-1100 • www.finelite.com

Pendant Mounting and Feed Guide

High Performance 3" Aperture (HP-3)



Indirect/Direct



Direct

FINELITE
Better Lighting

Customer: _____ Job: _____ PO: _____

Standard Fixture Lengths & Support Locations

