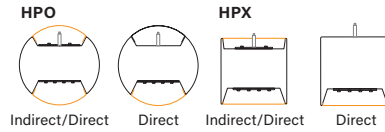


Pendant Mounting and Feed Guide

HPO and HPX



FINELITE®
Better Lighting

Customer: _____ Job: _____ PO: _____

SUSPENSION TYPES

Fully Adjustable
1/4 X 20 threaded coupler

- 50" Standard 89512
- 100" Standard 89153
- 150" Standard 89514
- Custom

MOUNTING HARDWARE

- On-Grid 1" T-Bar Support** 94001

C1
- On-Grid 9/16" T-Bar Support** 94020

C2
- On-Grid 9/16" Screw Slot T-Bar Support** 94029

C3
- Caddy 512 HD Between T-Bar Supports** 89316
- 9/16" Screw Slot HD with Extended Stud for Tegular Tile** 94029 & 94067

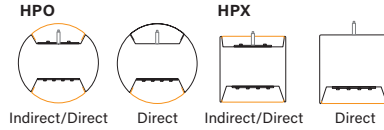
POWER FEED

- Straight 18/5 SJT Cord** 96105
 1 Circuit + 0-10V Dimming
- Standard** For ID only
1 feed controls up and down light together
- Optional** For ID only
2 feed controls up and down light separately
- Straight 18/3 SJT Cord** 96099
 No 0-10V Dimming Control
- Straight 18/4 SJT Cord 2 Circuit** 96099
 No 0-10V Dimming Control
- Stem Feed**
- Cord and Plug**

© 2023 FINELITE, INC. ALL RIGHTS RESERVED CP60113, V2 2/23

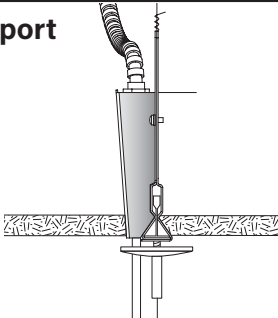
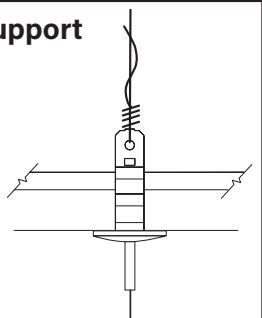
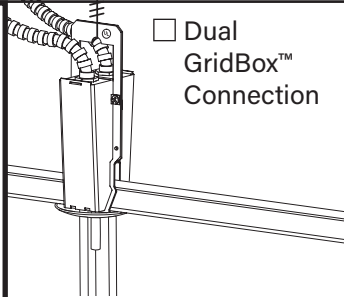
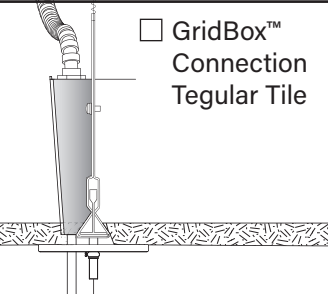
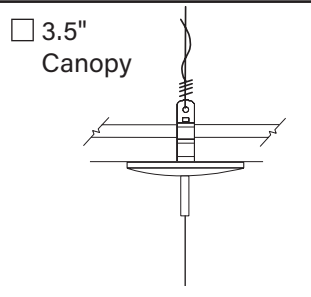
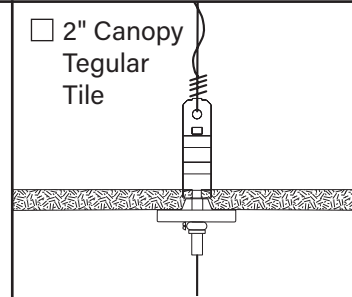
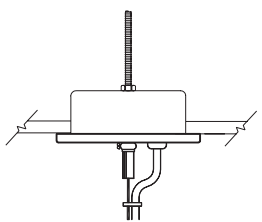
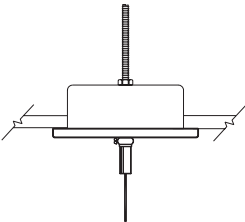
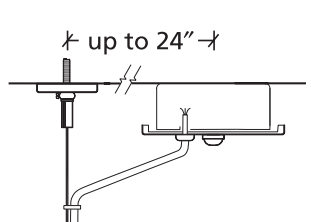
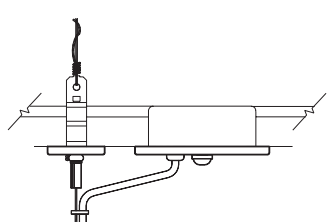
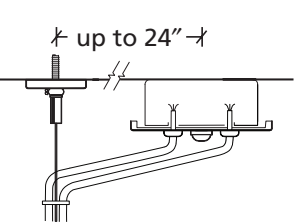
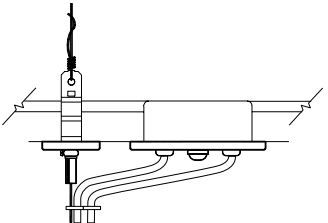
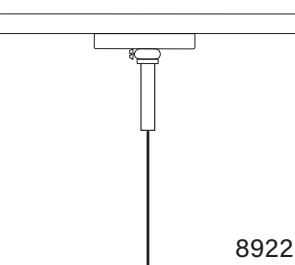
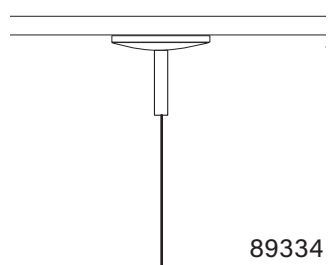
Pendant Mounting and Feed Guide

HPO and HPX



FINELITE®
Better Lighting

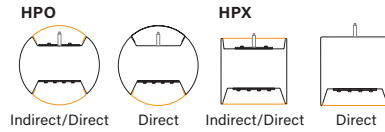
Customer: _____ Job: _____ PO: _____

Finelite Standard	<input type="checkbox"/> Power Connection & Support <input type="checkbox"/> Finelite GridBox™ Flex supplied by others  <p>89330</p>	<input type="checkbox"/> Non-Power Connection & Support <input type="checkbox"/> 2" Canopy  <p>89331</p>		
	<input type="checkbox"/> Dual GridBox™ Connection Flex supplied by others  <p>89332</p>	<input type="checkbox"/> GridBox™ Connection Tegular Tile  <p>89335</p>	<input type="checkbox"/> 3.5" Canopy  <p>89333</p>	<input type="checkbox"/> 2" Canopy Tegular Tile  <p>89200</p>
Options	<input type="checkbox"/> J-Box Feed Support*  <p>89111</p>	<input type="checkbox"/> J-Box Support*  <p>89210</p>	<input type="checkbox"/> Offset J-Box Surface Mount * ← up to 24" →  <p>81113</p>	<input type="checkbox"/> Offset J-Box T-Bar Support*  <p>89106</p>
	<input type="checkbox"/> Dual Offset J-Box Surface Mount* ← up to 24" →  <p>81111</p>	<input type="checkbox"/> Dual Offset J-Box T-Bar Support*  <p>89107</p>	<input type="checkbox"/> Surface Mount (Standard)  <p>89225</p>	<input type="checkbox"/> Surface Mount (Optional)  <p>89334</p>
	<input type="checkbox"/> Custom Power Connection	<input type="checkbox"/> No Power Connection	<input type="checkbox"/> Custom Non-Power Connection	<input type="checkbox"/> No Connection

Hardware compatible with 4" octagonal J-Box. Consult Finelite Customer Service for pricing on all options.

Pendant Mounting and Feed Guide

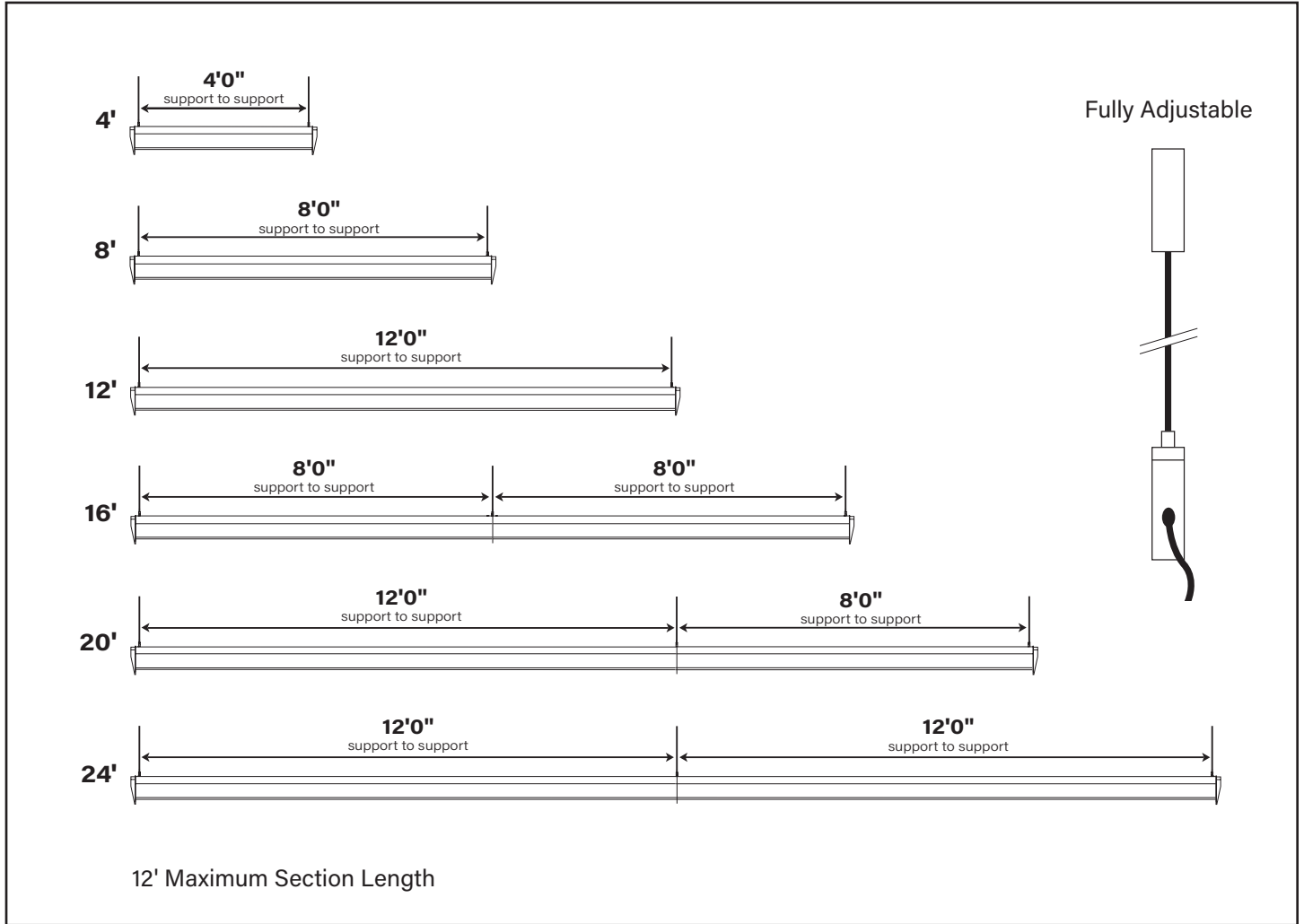
HPO and HPX



FINELITE®
Better Lighting

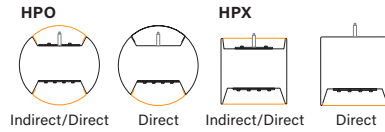
Customer: _____ Job: _____ PO: _____

Standard Fixture Lengths & Support Locations



© 2023 FINELITE, INC. ALL RIGHTS RESERVED CP60113. V2 2/23

Pendant Mounting and Feed Guide Knuckle

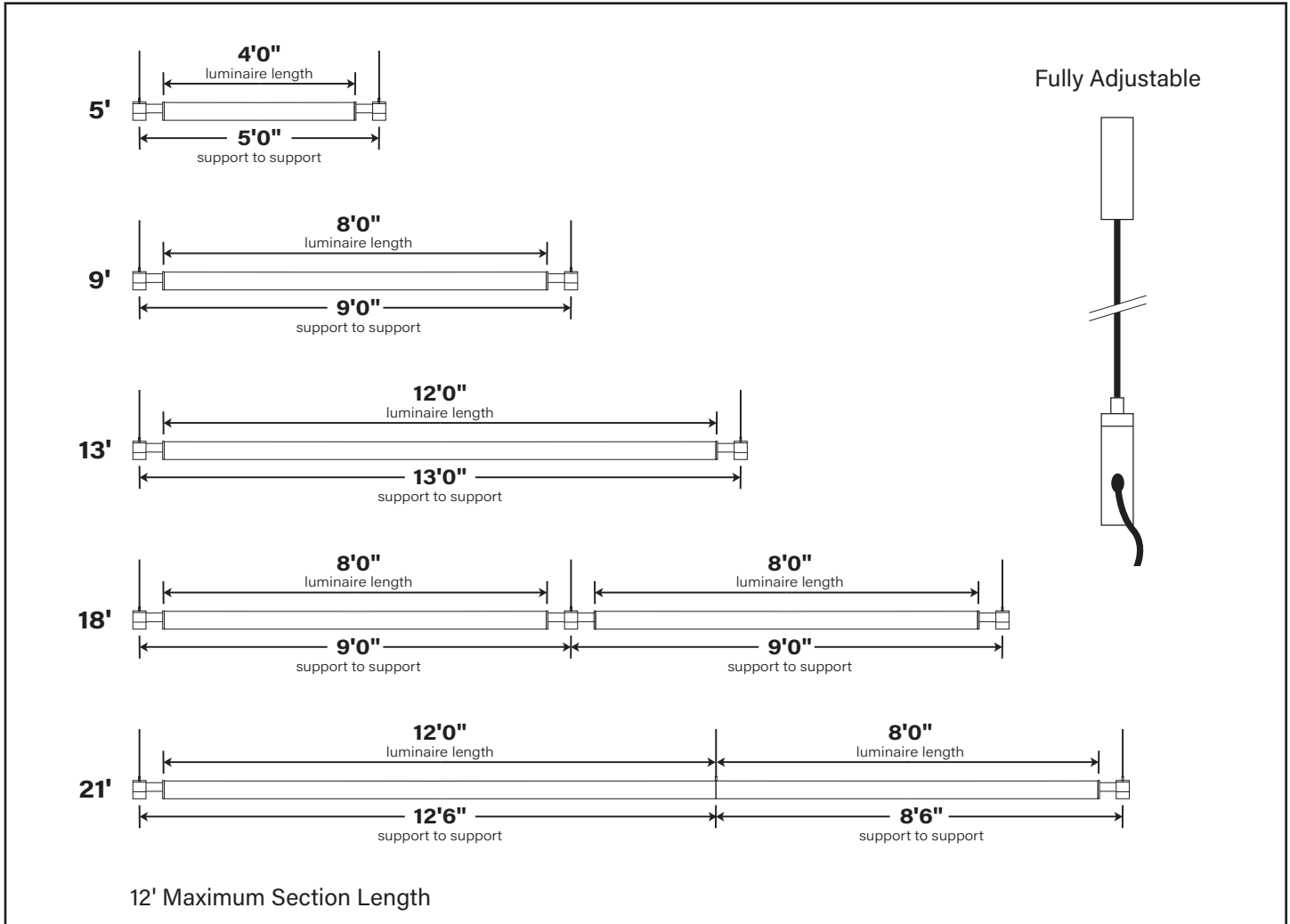


FINELITE®
Better Lighting

Customer: _____ Job: _____ PO: _____

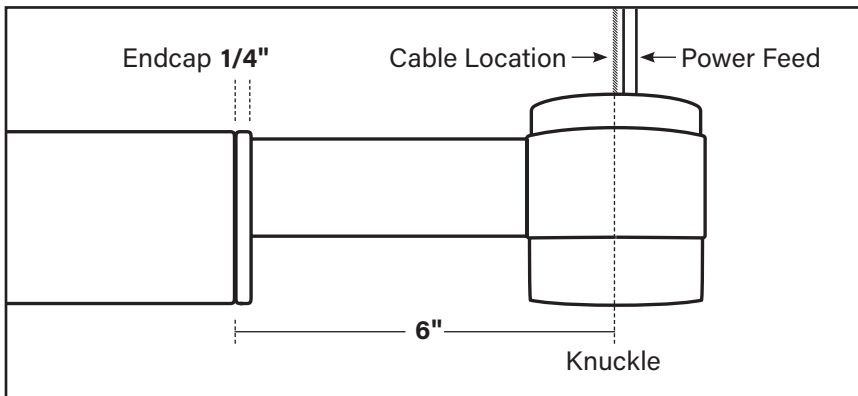
Standard Fixture Lengths & Support Locations with Knuckle

Dual power feeds unavailable with Knuckle



Knuckle Length

Length from luminaire to center of Knuckle is 6" - including 1/4" endcap.



NOTE: Our Standard Configurations are available with a single 18/5 feed into 1 or 2 arm Knuckle. 3 and 4 arm Knuckles do not accept power feeds. Consult factory for available options regarding feeds, multiple circuits, and emergency wiring. Feed locations will be confirmed on the shop drawings.

© 2023 FINELITE, INC. ALL RIGHTS RESERVED CP60113. V2 2/23