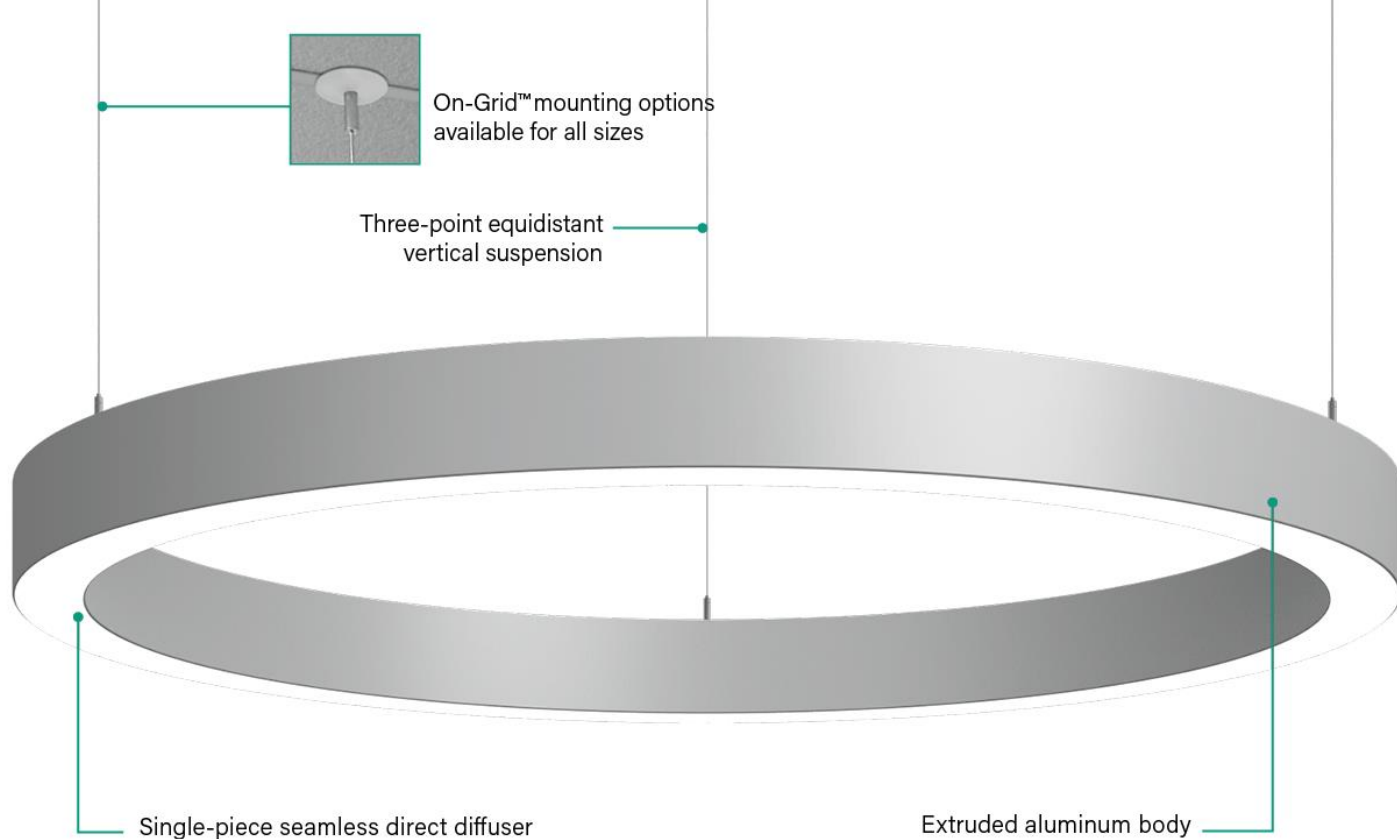




# CIRCLES


Design Your Spaces with Infinite Possibilities

HP-2C HP-4C



## HP-2 Circle

Available in nominal size diameters of 2 ft, 3 ft, and 4 ft.





# HP-2C

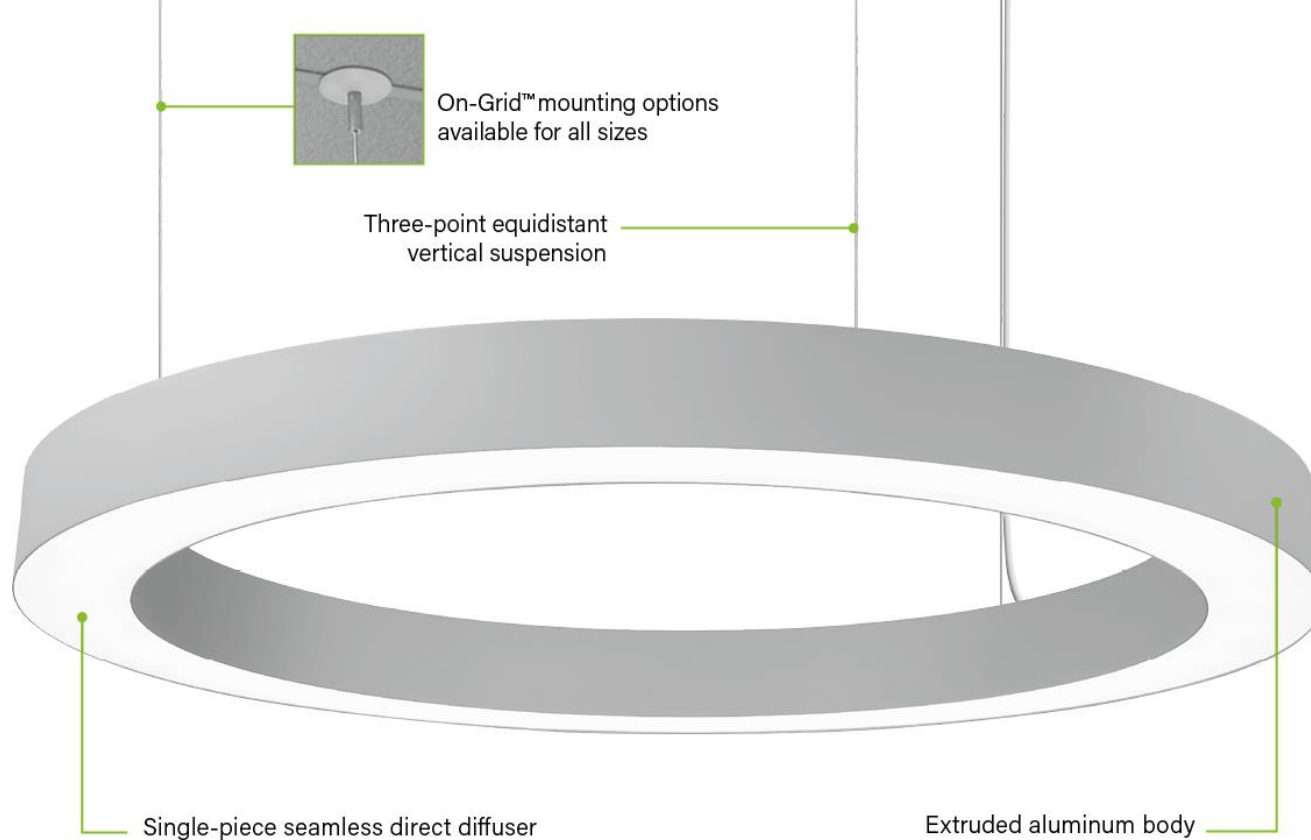
The High Performance 2" Aperture Circle (HP-2 C) is a patented, circular LED luminaire that provides creative design flexibility to the HP-2 product family. Constructed with an extruded aluminum body and a single-piece seamless direct diffuser for a clean aesthetic. Available in Direct Pendant, Recessed, and Surface Mount in nominal diameters of 2', 3', and 4'.

This product is enrolled in the International Living Future Institute (ILFI) Declare 2.0 Program and is third-party verified with options achieving Red List Approved and Declared status.

**Declare.**

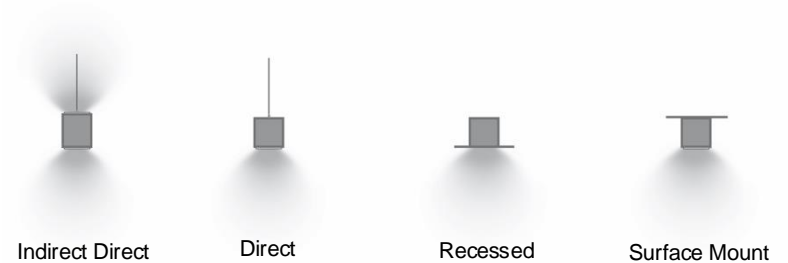
Third  
Party  
Verified





## HP-4 Circle

Available in nominal size diameters of 2 ft, 3 ft, and 4 ft.




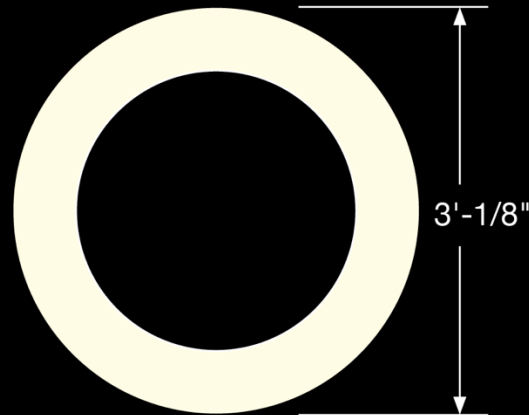
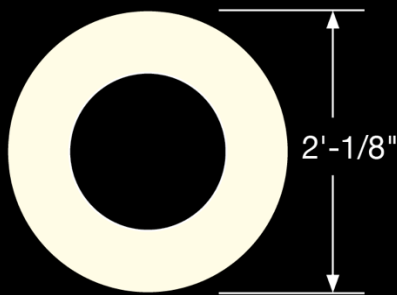
# HP-4C

The High Performance 4" Aperture Circle (HP-4 C) is a patented, circular LED luminaire that provides creative design flexibility to the HP-4 product family. Constructed with an extruded aluminum body and a single-piece seamless direct diffuser for a clean aesthetic. Available in Indirect/Direct and Direct Pendant, Recessed, and Surface Mount in nominal diameters of 2', 3', and 4'.

This product is enrolled in the International Living Future Institute (ILFI) Declare 2.0 Program and is third-party verified with options achieving Red List Approved and Declared status.

**Declare.**

Third  
Party  
Verified



# Tailored Output

Optimizing lighting levels to accommodate architectural design elements and code requirements.

## Static and 0-10V Tunable White

- Standard (S)
- Boosted Standard (B)
- High (H)
- Very High (V<sup>1</sup>)

Factory Set to Your Exact Specifications

<sup>1</sup> Outputs are dependent on Tunable White driver selection.

# Tailored Color

Tune white light and intensity to the preferences of the people in the space.



- Static White options: 3000K, 3500K, 4000K CCT
- Tunable White option (2700K - 6500K CCT)
- Available in 80 & 90 CRI

# Tailored Control

Dim and tune the lighting to fit user preference.

- A replaceable dimming driver is standard
- 0-10V dimming controls have range of 1%-100%



# Installation & Service

- Installation hardware provides simplified installation
- Access from below simplifies maintenance

# Performance

## HP-2 Circle Direct Pendant 4'

HP-2C-D-P-4'-V-835-F

Very High Output – 4' Luminaire

Efficacy: 85 lumens per watt

Total Luminaire Output: 9405 lumens

110 watts (8.8 watts/foot)

CRI: 80

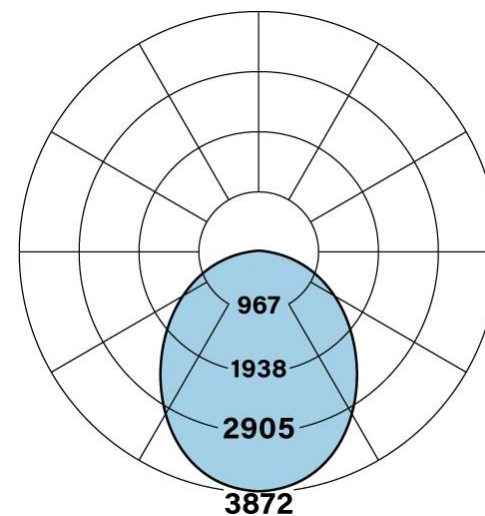
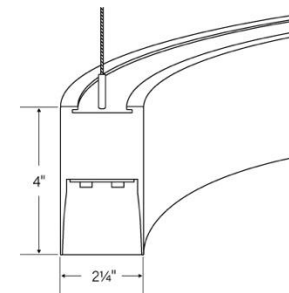
CCT: 3500K

ITL LM79 Report 94330

### Note

- For complete photometric data please see technical sheet.

Indirect Direct Pendant



# Performance

## HP-4 Circle Indirect / Direct Pendant 4'

HP-4C-ID-P-4'-V-V-835-F

Uplight: Flush / Downlight: Flush

Distribution: 51% UP (V) / 49% Down (V)

Efficacy: 107 lumens per watt

Uplight: 11798 lumens

Downlight: 11229 lumens

Total Luminaire Output: 23027 lumens

215 watts (17.1 watts/foot)

CRI: 80

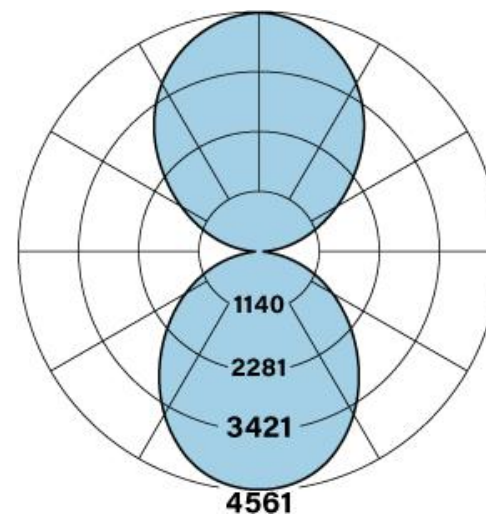
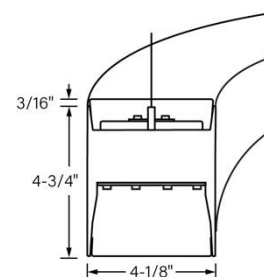
CCT: 3500K

ITL LM79 Report 93249

### Note

- For complete photometric data please see technical sheet.

Indirect Direct Pendant



# Performance

## HP-4 Circle Direct Pendant 4'

HP-4C-D-P-4'-V-835-F

Very High Output - 4' Luminaire

Efficacy: 100 lumens per watt

Total Luminaire Output: 11311 lumens

113 watts (9.0 watts/foot)

CRI: 80

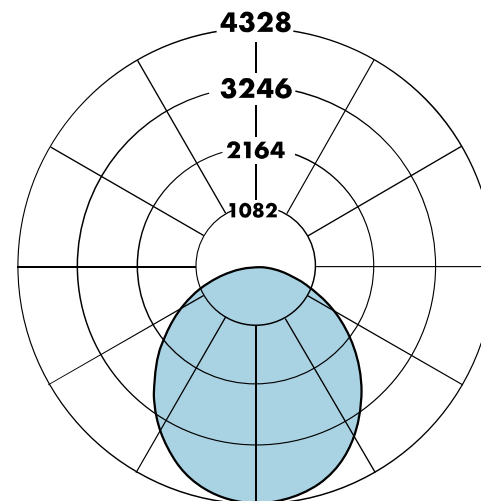
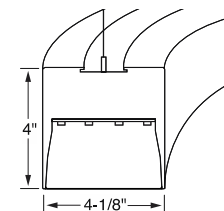
CCT: 3500K

ITL LM79 Report 91221

### Note

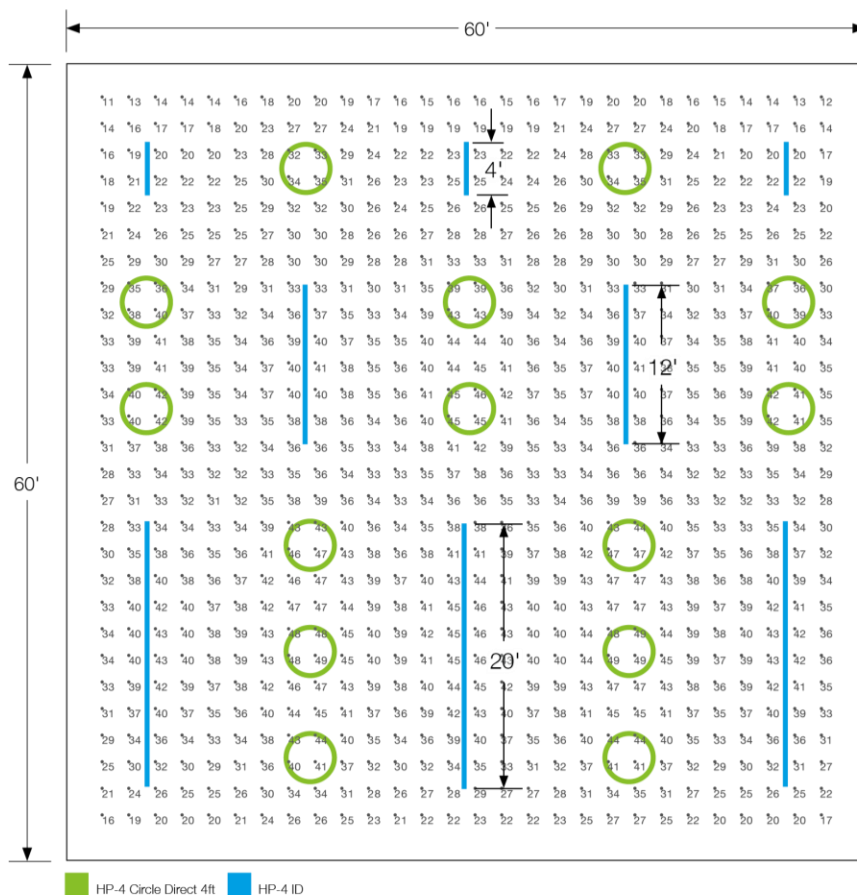
- For complete photometric data please see technical sheet.

Direct Pendant



# Application Data

## Open Office



HP-4-ID-4'-S-S-835  
HP-4C-D-P-4'-S-835

Average Light Level on Desktop (Footcandles)	33
Average to Minimum on Desktop (Illuminance)	3.0:1
Energy Consumption (Lighting Power Density)	0.37 W/ft <sup>2</sup>
Room Size (Area)	60' x 60'

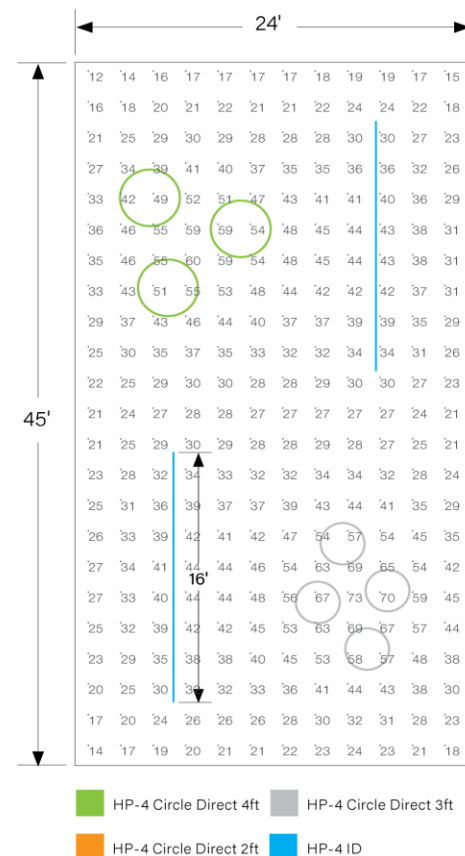
- Ceiling Height: 12'0"
- Luminaire Height: 10'0" AFF to bottom of luminaire
- Room Reflectances: 80/50/20
- Light levels are initial

# Application Data

## Retail

	<b>HP-4-ID-4'-S-S-835</b> <b>HP-4C-D-P-4'-S-835</b> <b>HP-4C-D-P-3'-S-835</b>
Average Light Level on Desktop (Footcandles)	35
Average to Minimum on Desktop (Illuminance)	2.9:1
Energy Consumption (Lighting Power Density)	0.48 W/ft <sup>2</sup>
Room Size (Area)	45' x 24'

- Ceiling Height: 12'0"
- Luminaire Height: 10'0" AFF to bottom of luminaire
- Room Reflectances: 80/50/20
- Light levels are initial

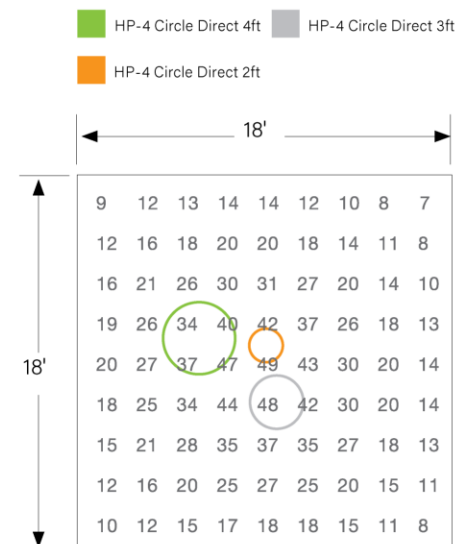


# Application Data

## Lobby

	<b>HP-4C-D-P-4'-S-835</b> <b>HP-4C-D-P-3'-S-835</b> <b>HP-4C-D-P-2'-S-835</b>
Average Light Level on Desktop (Footcandles)	22
Average to Minimum on Desktop (Illuminance)	3.1:1
Energy Consumption (Lighting Power Density)	0.37 W/ft <sup>2</sup>
Room Size (Area)	18' x 18'

- Ceiling Height: 15'0"
- Luminaire Height: 4ft Circle at 11'0" AFF to bottom of fixture  
3ft Circle at 10'0" AFF to bottom of fixture  
2ft Circle at 9'0" AFF to bottom of fixture
- Room Reflectances: 80/50/20
- Light levels are initial



# The Finelite Difference



10-year performance-based warranty



Ships in 10 working days for standard orders



Tailored Lighting



Buy American Act Compliance