


High Performance Recessed Collection

FINELITE
Better Lighting



10 Year Warranty

10

10 Year performance-based
warranty on HPR-LED *

* HPR LED 2x2 High Output has a 5 year warranty.

10-Day Shipping

10

10 working days shipping on
standard orders.

10% Light Loss Over 100,000 Hours

HPR-LED

10%

L90 at 100,000 hours

Special Features

Declare 2.0

This product is enrolled in the International Living Future Institute (ILFI) Declare 2.0 Program and is third-party verified.

Declare. 

Third
Party
Verified

Collection- Sizes



1x1




1x2



1x4



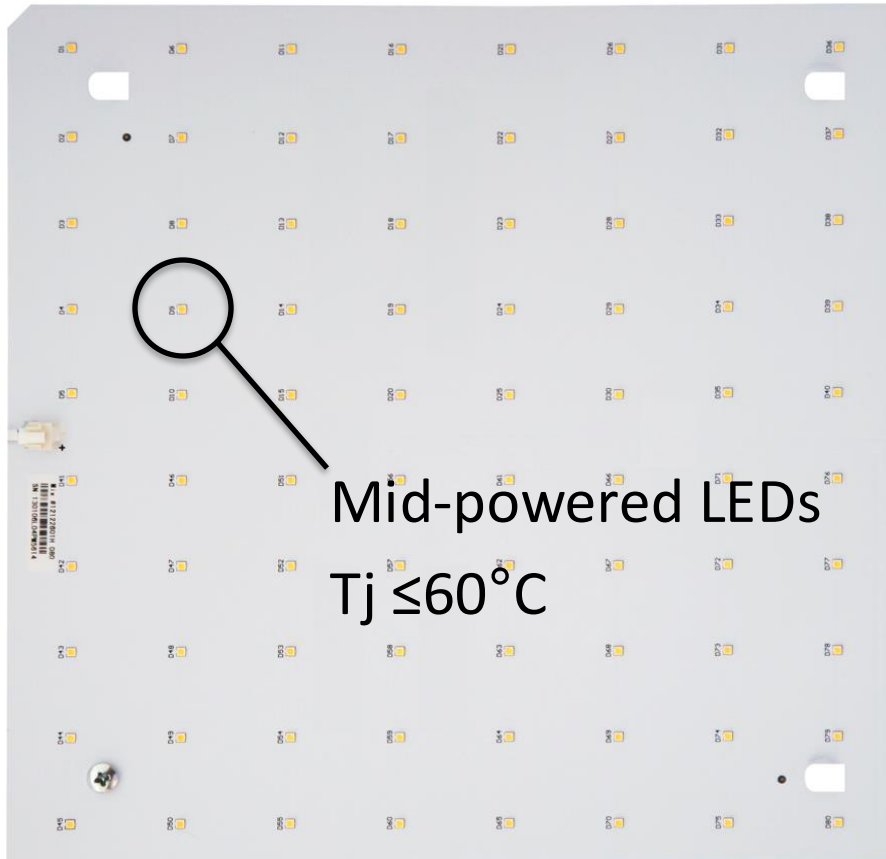
2x2



2x4



Long Life By Design




- Using mid-power LEDs
- Driven at low current
- Exceptional thermal control

Maintenance



- Easily accessed drivers and LED arrays

Maintenance




- ID#'s ensures the correct performance and color characteristics for replacements

Door Designs

Luminaire Styles



A – Angled
ANR - Angled Narrow Rail



F - Flat



WAV - Wave

Door Designs

Optics



DCO - Diffuse Center



SCO - Slotted Center



RCO - Round Center



CSO - Curve Slotted



DDO - Double Diffuse
LED and Flat Door Only
Refer to separate tech sheet

Wave (WAV)



- Unique Wave diffuser with even diffuse surface
- 2x2, 2x4

Wave (WAV)

	2x2 Wave (WAV) Lumens					
	3000K*		3500K		4000K*	
	SO	HO	SO*	HO	SO	HO
Lumens Output	4396	6470	4461	6574	4604	6783
Wattage	37.1	58.2	37.1	58.2	37.1	58.2
Efficacy (LPW)	118.6	111	120.3	113	124.2	117

	2x4 Wave (WAV) Lumens								
	3000K*			3500K			4000K*		
	SO	HO	VHO	SO*	HO	VHO*	SO	HO	VHO
Lumens Output	4749	6960	9197	4804	7069	9333	4967	7315	9634
Wattage	37.1	55.1	74.1	37.1	55.1	74.1	37.1	55.1	74.1
Efficacy (LPW)	128.7	126	124.1	129.6	128.3	125.9	134	133	130

SO - Standard Output, HO - High Output, VHO - Very High Output

* Family Correlation

Curve (cso)



- Curved slotted optic
- 2x2, 2x4

Curve (CSO)

	2x2 Curved Slotted Optic (CSO) Lumens					
	3000K*		3500K		4000K*	
	SO	HO	SO*	HO	SO	HO
Lumens Output	4100	6035	4161	6132	4295	6327
Wattage	36.7	58.2	36.7	58.2	36.7	58.2
Efficacy (LPW)	112	104	113	105.4	117	109

	2x4 Curved Slotted Optic (CSO) Lumens								
	3000K*			3500K			4000K*		
	SO	HO	VHO	SO*	HO	VHO*	SO	HO	VHO
Lumens Output	4435	6500	8590	4486	6602	8718	4639	6831	8998
Wattage	37.1	55.1	74.1	37.1	55.1	74.1	37.1	55.1	74.1
Efficacy (LPW)	119.6	118	115.9	121	119.8	117.6	125.1	124	121.4

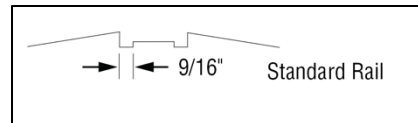
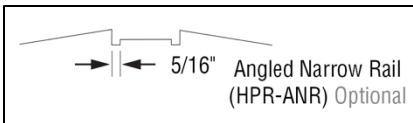
SO - Standard Output, HO - High Output, VHO - Very High Output

* Family Correlation

Angled Narrow Rails (ANR)



- New narrow rails make HPR Angled doors look even more sleek
- Central rail widths reduced by half
- 2x4, 2x2, 1x4, 1x2
- DCO, SCO, RCO available
- Standard or EP
- Integrated sensors available



Angled Narrow Rails (ANR)

	2x2 Angled Narrow Rail (ANR) Lumens					
	3000K*		3500K		4000K*	
	SO	HO	SO*	HO	SO	HO
Lumens Output	3048	4414	3181	4608	3302	4789
Wattage	36.7	57.8	36.7	57.8	36.7	57.8
Efficacy (LPW)	82.4	76	87	79.7	90	83

	2x4 Angled Narrow Rail (ANR) Lumens								
	3000K*			3500K			4000K*		
	SO	HO	VHO	SO*	HO	VHO*	SO	HO	VHO
Lumens Output	3652	5150	6621	3810	5360	6910	3941	5544	7173
Wattage	36.7	55.7	73.3	36.7	55.7	73.3	36.7	55.7	73.3
Efficacy (LPW)	100	92.5	90	104	96.2	94	107	100	98

SO - Standard Output, HO - High Output, VHO - Very High Output

* Family Correlation

Double Diffuse Optic (DDO)



- Clean architectural look from our new double diffuse optic.
- 2x4, 2x2, 1x4, 1x2, 1x1

Double Diffuse Optic (DDO)

	2x2 Double Diffuse Optic (DDO) Lumens					
	3000K*		3500K		4000K*	
	SO	HO	SO*	HO	SO	HO
Lumens Output	2570	3723	2683	3886	2784	4039
Wattage	36.7	58.2	36.7	58.2	36.7	58.2
Efficacy (LPW)	70	64	73	66.8	76	69

	2x4 Double Diffuse Optic (DDO) Lumen								
	3000K*			3500K			4000K*		
	SO	HO	VHO	SO*	HO	VHO*	SO	HO	VHO
Lumens Output	3125	4406	5664	3260	4586	5911	3372	4743	6136
Wattage	36.7	55.5	73.3	36.7	55.5	73.3	36.7	55.5	73.3
Efficacy (LPW)	85	79	77	89	82.6	81	92	85	84

SO - Standard Output, HO - High Output, VHO - Very High Output

* Family Correlation

Marketing Materials



FINELITE®
 Better Lighting

High Performance Recessed Collection

HPR LED Luminaires

Project: Burlington Coat Factory HQ • Architect: KSS Architects • Burlington, NJ





Submitted by: _____ Date: _____
 Type: _____ Project: _____
 Ordering Info: _____

FINELITE®
 Better Lighting

Home Order Specs Options Photometry Tunable White

High Performance Recessed HPR LED



2x4' shown with Angled Frame

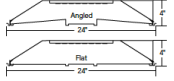
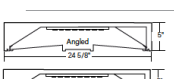
HPR LED is a recessed luminaire delivering excellent visual comfort and outstanding performance. Options such as the Surface Mount to fit your specific aesthetic needs. The Air Return option effectively removes air from the space with little change to luminaire aesthetic. Advanced optical design make this luminaire a powerful solution for low-ceiling applications. This Product is enrolled in the International Living Future Institute (ILFI) Declare 2.0 Program and is third-party verified with options achieving **Red List Approved** and **Red List Declared** status.

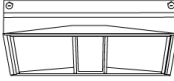

96 Low Gloss White is standard finish

CROSS SECTIONS



See page 7 for all cross sections.

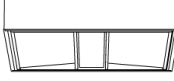

Recessed

Surface Mount

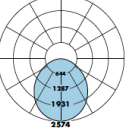




2x2 VERY HIGH OUTPUT PACKAGE

See page 8 & 9 for more output packages.






SERVICEABLE FROM BELOW



HPR LED-A-2x2-DCO-V
 Efficacy: 127 lm/W
 Total luminaire output: 6979 lumens
 551 watts
 CRI: 80 / CCT: 3500K
 ITL LM79 Report 85145



The replaceable light engine and driver are easy to access from below the ceiling.

Available in
Indigo-Clean
 A brand of **Diagnost**

Page 1

Finelite, Inc. • 36200 Whipple Road • Union City, CA 94687-1630 • P: 510-441-1500 • F: 510-441-1510 • www.finelite.com • © 2023 FINELITE, INC. ALL RIGHTS RESERVED. VS CTX0064 11/23
 Due to continuing product improvements, Finelite reserves the right to change specifications without notice. Please visit www.finelite.com for the most current data.

The Finelite LED Difference



10-Year performance-based warranty



10-working-day shipping on standard orders



Tailored Lighting available



Buy American Act Compliance