



ACOUSTIC COLLECTION

Acoustic Collection

We offer an elegant and affordable approach to improve the sound quality of open space environments. Our acoustic products can be specified as a combination of high-performing, sound-absorbing LED pendant luminaires, in addition to, noise-reducing unlit baffles.

Features

Tailored Output

Optimizing lighting levels to accommodate architectural design elements and code requirements

Static and 0-10V Tunable White

- Standard (**S**)
- Boosted Standard (**B**)
- High (**H**)
- Very High (**V¹**)

Factory Set to Your Exact Specifications

Note: Outputs are dependent on Tunable White driver selection.

Features

Tailored Color

Set white light and intensity to the preferences of the people in the space

- Static White light options at 3000K, 3500K, and 4000K CCT
- Tunable White options for two-source tunable white light between 2700K and 6500K CCT
- 80+ and 90+ CRI available

Features

Tailored Control

Enhance application control with integrated sensors, dimming, and tunable white offerings

- Dimming from 100% to 10% standard; 1% available
- Industry-leading, pre-qualified drivers and controls tailored to meet project needs
- Integrated networked daylight and occupancy sensor options available

Features

Baffle Colors

Match the existing aesthetic of any space with a robust selection of standard and extended acoustic housing color options



Pewter (PEW)




Slate (SLA)




Sky (SKY)




Cobalt (COB)




Midnight (MID)



Bark (BAR)




Brick (BRI)



Tar (TAR)



Fossil (FOS)



Greige (GRE)



Cadet (CAD)



Malachite (MAL)




Ochre (OCH)



Mandarin (MAN)




Olive (OLI)




Grass (GRA)



Sunshine (SUN)



Pebble (PEB)




Ecru (ECR)



Linen (LIN)



Chambray (CHA)



Ivory (IVO)



Frost (FRO)



Smoke (SMO)

HP-2 Acoustic

HP-2 Acoustic Indirect/Direct and Direct are high-performing, sound-absorbing LED pendant luminaires with a 2" aperture; HP-2 Acoustic Baffle Unlit – Is a complementary non-illuminated baffle. Together, these products offer a sophisticated and convenient way to achieve desired illumination and reverberation levels in open space environments, without compromising a uniform aesthetic. Standard lengths of 4' and 8' combine for continuous runs.

HP-2 Acoustic contributes towards WELL Sound Absorption SO4 requirements.


WELLv2™

This product is compatible with Indigo-Clean Technology disinfection system.



HP-2 Acoustic Runs

Available for HP-2 Indirect/Direct,
Direct, and Unlit Baffle



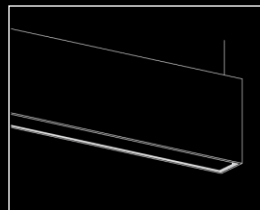
8" Indirect/Direct
Slate housing shown

HP-2 Acoustic Indirect/Direct

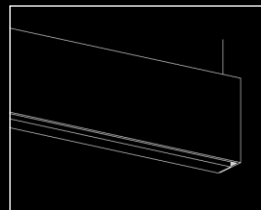
Uplight Optic Options



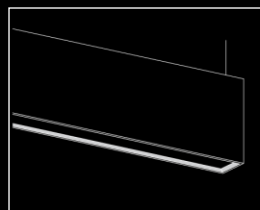
Downlight Aesthetic Options




Flush (standard)



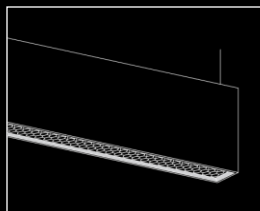
1" Drop Down Lens




Bottom Glow




Regress




Hex Louver



Hollowed Ellipse Louver



White Cross Blade Baffle




8" Indirect/Direct
Uplight & downlight Flush Diffuser and Slate housing shown

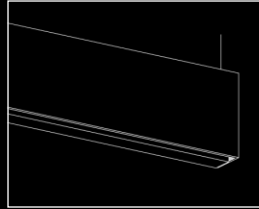
Slate and Pewter are standard housing color options

HP-2 Acoustic Direct


Downlight Aesthetic Options




Flush (standard)



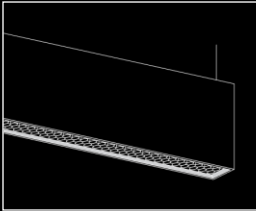
1" Drop Down Lens




Bottom Glow




Regress



Hex Louver



Hollowed Ellipse Louver



White Cross Blade Baffle




8" Direct
Flush Diffuser and Pewter housing shown

Slate and Pewter are standard housing color options

HP-2 Acoustic Baffle Unlit

The HP-2 Acoustic Baffle Unlit is an elegant and affordable approach to improve the sound quality of open space environments. This unlit sound-absorbing baffle is a companion piece to the HP-2 Acoustic Baffle Lit luminaire.

This product is enrolled in the International Living Future Institute (ILFI) Declare 2.0 Program and is third-party verified with options achieving Red List Free status.



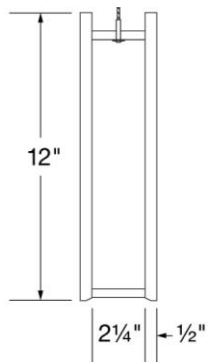
8" Baffle Unlit
Pewter housing shown

Slate and Pewter are standard housing color options

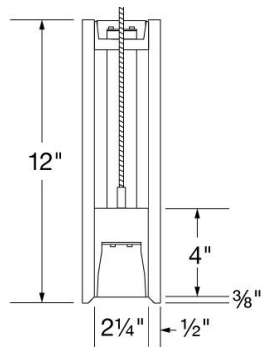
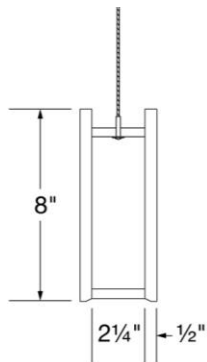
Cross Sections

Standard body shown. D, I/D, 8", and 12" options also available with regressed body.

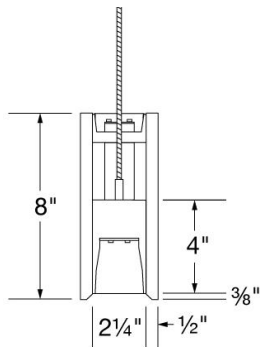
Baffle Unlit



Indirect/Direct
Flush Uplight Diffuser
(standard)

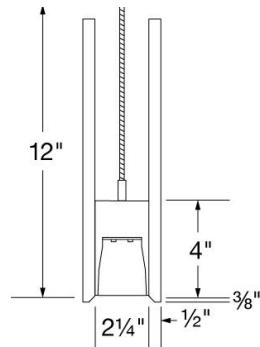


Flush Downlight
Diffuser (standard)

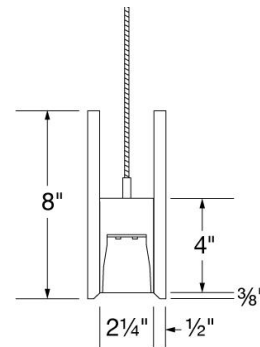


Flush Downlight
Diffuser (standard)

Direct

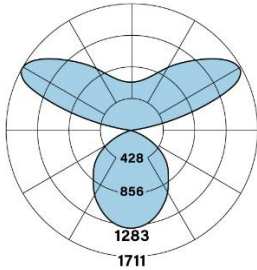


Flush Downlight
Diffuser (standard)



Flush Downlight
Diffuser (standard)

Performance



Indirect/Direct Photometry

4' Luminaire 3500K

HP-2-P-ID-V-V-835-WSO-F

Uplight: Widespread Optic / Downlight: Flush

Distribution: 57% Up (V) / 43% Down (V)

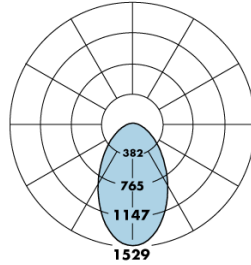
Efficacy: 102 lm/W

Total luminaire output: 7202 lumens
54.3 watts

Peak Candela Value: 1711 @ 180°

CRI: 80 / CCT: 3500K

ITL LM79 Report 94474



Direct Regress Photometry

4' Luminaire 3500K

HP-2-P-RG-V-835-F

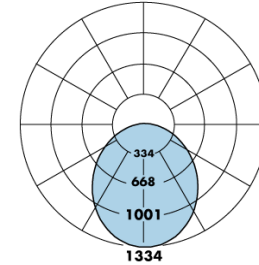
Efficacy: 79 lm/W

Total luminaire output: 2887 lumens
36.7 watts

Peak Candela Value: 1529 @ 0°

CRI: 80 / CCT: 3500K

ITL LM79 Report 90350



Direct Photometry

4' Luminaire 3500K

HP-2-P-D-V-835-F

Efficacy: 87 lm/W

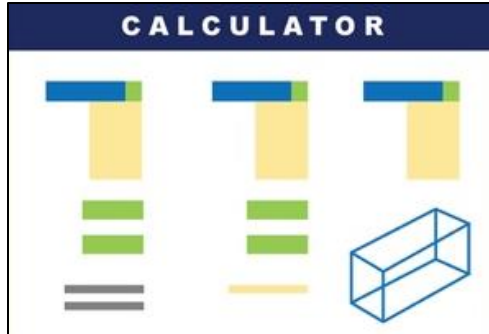
Total luminaire output: 3215 lumens
36.9 watts

Peak Candela Value: 1334 @ 0°

CRI: 80 / CCT: 3500K

ITL LM79 Report 85136

Resources



Calculation Tool

We have improved our calculation tool to help you specify Finelite acoustic products to meet the sound absorption requirements of your space.

[Sign up and download the calculator](#) or contact Finelite Internal Sales.

The Finelite Difference



10-Year performance-based warranty



10-working-day shipping on standard orders



Tailored Lighting



Buy American Act Compliant