

FINELITE®
Better Lighting

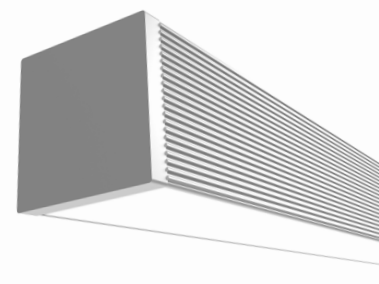


HPX With Tailored Lighting™

High Performance 2.5" Aperture
LED COLLECTION



HPX GROOVE TEXTURE



A brand of **legrand®**

High Performance 2.5" Aperture LED Collection

The HPX collection features a 2.5" square profile. Engineered to deliver maximum performance in a small square form, HPX is equipped with contractor-friendly features like integral drivers, plug-together wiring, and strong, secure joints ensuring the installation goes smoothly and meets your vision. HPX can be tailored in 1' increments and is available in Pendant, Recessed, and Surface Mount styles with a variety of optical options. The small form and high performance of HPX unlocks the potential for new design options.

The HPX square micro profile luminaire now features a new HPX Groove form factor type, adding dimension and texture.

Features



Declare.

Third
Party
Verified



Tailored Output

Optimize light levels to accommodate code requirements and architectural design elements.

Tailored Control

Enhanced application control with integrated sensors, dimming, and tunable white offerings.

Tailored Length

Ultimate design flexibility with perfectly sized luminaires to your exact needs.

Tailored Angle

Integrate Knuckle to connect luminaires to create unique angles and configurations.

Tailored Color

Tune white light options for the needs and desires of people and space.

Performance

Delivering up to 127 lumens per watt using our mid-powered LED strategy to provide an L90 to 100K+ hrs and L70 to 200+K hrs.

On-Grid™ Mounting

On-Grid mounting for luminaires in standard lengths makes installation quick and easy.

Declare 2.0


This product is enrolled in the International Living Future Institute (ILFI) Declare 2.0 Program and is third-party verified.



High Performance: total light output of

8228

lumens per 4' section




High Efficacy: up to

125

lumens per watt


HPX




Pendant



HPX Groove



Recessed




Surface Mount


HPX 2.5" Aperture

This line of light luminaire delivers excellent performance and is equipped with a unique LED configuration for superior illumination. Output can be enhanced with advanced optical options.

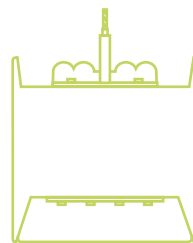
Optics



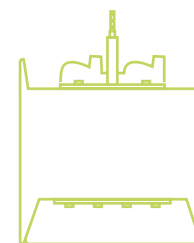
Top Glow



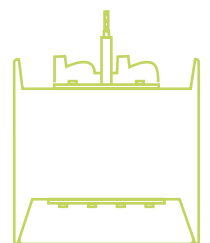
Flush



Widespread Optic



Asymmetric Left



Asymmetric Right

Tailored Output

- Static White output options: Standard (**S**), Boosted Standard (**B**), High (**H**), and Very High (**V**)
- Tailored Lighting offers customized output: lms/ft
- 0-10V Tunable White output options: Standard (**S**), Boosted Standard (**B**), High (**H**), and Very High (**V**)
- FineTune DMX output options: Boosted Standard (**B**) and Very High (**V**)

Tailored Length

- Lengths customizable from 2' to 12' in 1' increments
- Ships in 10 working days
- Available in Static White or Tunable White

Tailored Color

- Static White light options at 3000K, 3500K and 4000K CCT
- Tunable White option for two-source Tunable White light between 2700K and 6500K CCT
- 80+ and 90+ CRI options available

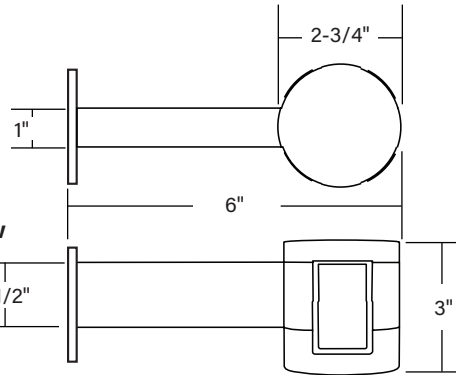
Tailored Control

- Dimming from 100% to 10%, standard; 1% available
- Industry-leading pre-qualified drivers and controls tailored to meet project needs
- Integrated or networked daylight and occupancy sensors options available
- Simplified dimming and Tunable White design

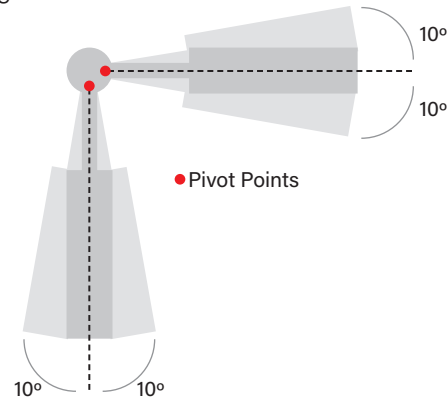
HPX 2.5" Aperture with Knuckle

Knuckle for Pendant Mounted HPX expands the micro form factor Collection with the ability to connect luminaires to create unique angles and configurations.

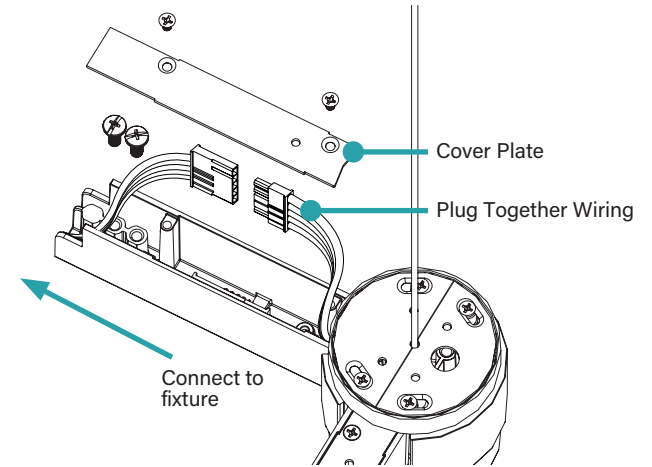
Top View



1XP Shown

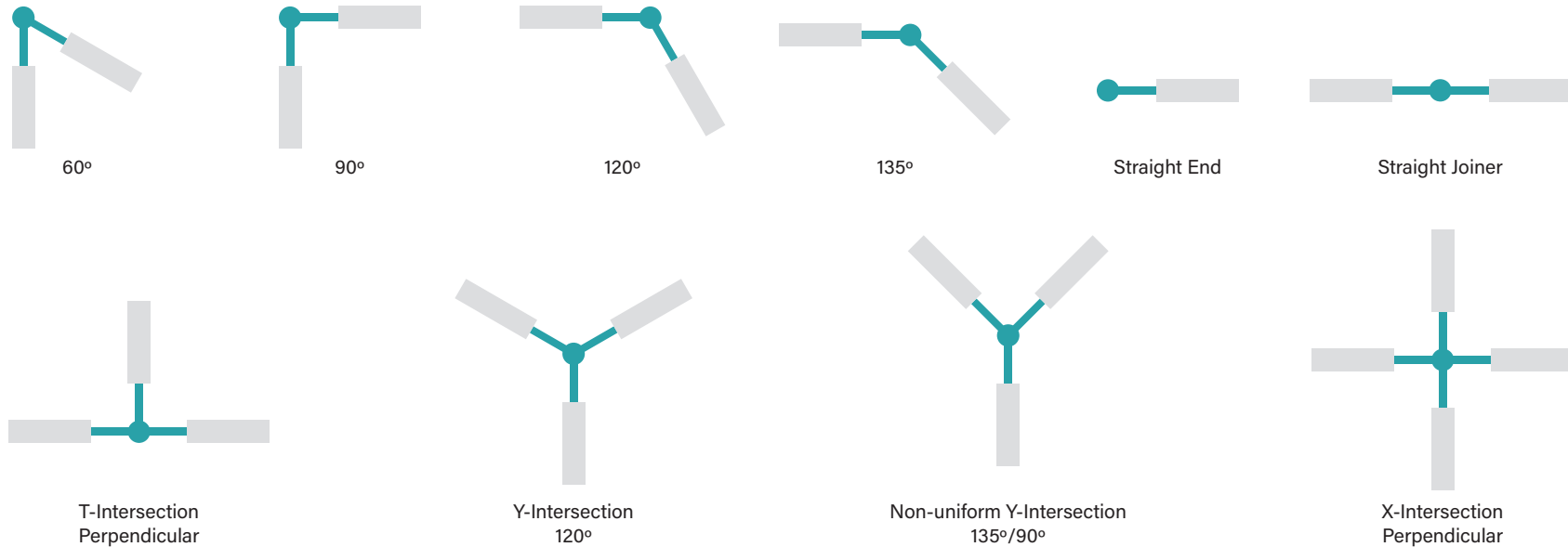


On-site Adjustability
10° Left and 10° Right



Ease of Installation
Quick installation steps

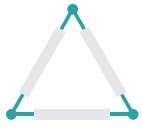
Knuckles*



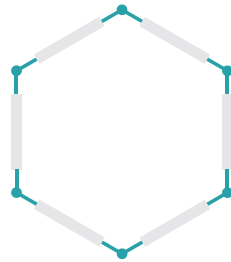
* Each arm field adjustable 10° in either direction for 20° total range of motion

Standard 10-Day Configurations

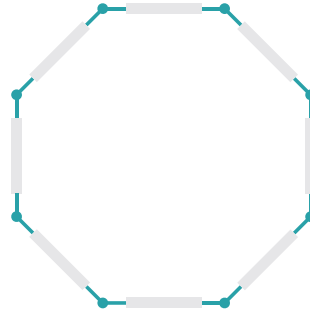
Available in a variety of angles and shapes including squares, rectangles, t-intersections, triangles, hexagons, octagons, and more.



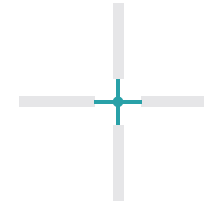
Triangle




Hexagon



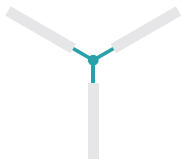
Octagon



Plus




Cross




Y-Intersect 120



Y-Intersect 135/90



Square



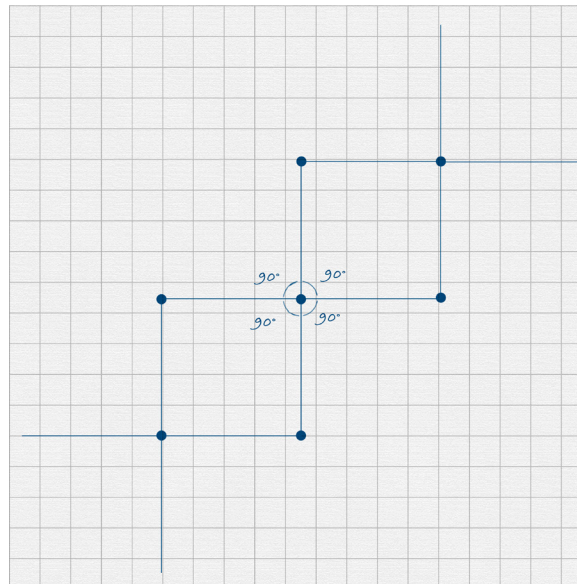
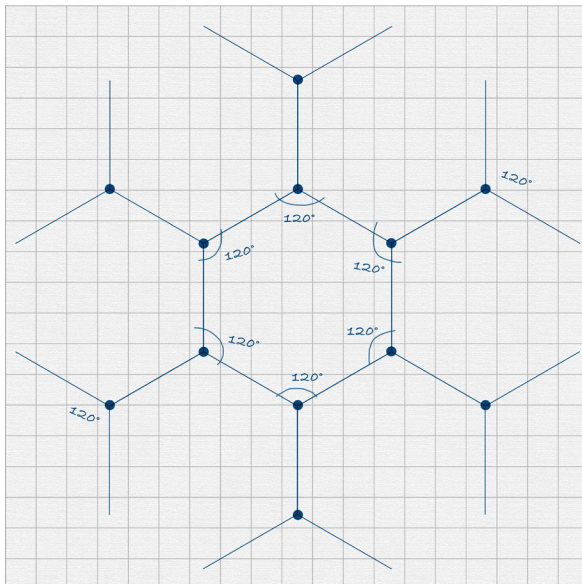
Rectangle



Straight End

Unleash your Creativity

Create complex configurations with unique angles. Give us your sketch and our expert engineers will create drawings and make sure it is easy to install.



Performance

HPX Indirect/Direct Pendant

Top Glow with Flush Diffuser (standard)

HPX-P-ID-V-V-835-TG-F

Uplight: Top Glow / Downlight: Flush

Distribution: 50% Up (V) / 50% Down (V)

Efficacy: 119 lumens per watt

Uplight: 4073 lumens (1018 lumens/foot)

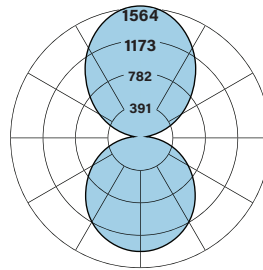
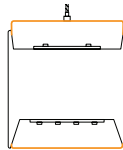
Downlight: 4111 lumens (1028 lumens/foot)

Total Luminaire Output: 8184 lumens (2046 lumens/foot)
68.9 watts (17.2 watts/foot)

CRI: 80

CCT: 3500K

ITL LM79 Report 92550



			↑ Indirect	↓ Direct
Light Output, 3500K, 80 CRI (Lumens Per Foot)				
	↑S¹	↑B¹	↑H¹	↑V²
↓S¹	838	946	1216	1445
↓B¹	945	1053	1323	1552
↓H¹	1213	1321	1591	1820
↓V¹	1439	1547	1818	2046

	↑S ¹	↑B ¹	↑H ¹	↑V ²
↓S ¹	124	124	122	121
↓B ¹	123	123	122	120
↓H ¹	122	121	120	120
↓V ¹	120	120	119	119

S - Standard Output, B - Boosted Standard Output, H - High Output, V - Very High Output

¹ Family Correlation based on 4' luminaire 3500K Very High Output (V) test - 120V

² Based on ITL report: 92550

Note

- Please refer to technical sheet for total light output and wattage.

HPX Indirect/Direct Pendant

Widespread Optic with Flush Diffuser

HPO-P-ID-V-V-835-WSO-F

Uplight: Widespread Optic / Downlight: Flush

Distribution: 51% Up (V) / 49% Down (V)

Efficacy: 119 lumens per watt

Uplight: 4223 lumens (1055 lumens/foot)

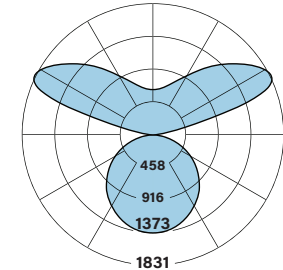
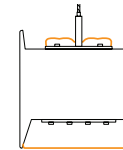
Downlight: 4005 lumens (1001 lumens/foot)

Total Luminaire Output: 8228 lumens (2129 lumens/foot)
69.0 watts (17.8 watts/foot)

CRI: 80

CCT: 3500K

ITL LM79 Report 92549



			↑ Indirect	↓ Direct
Light Output, 3500K, 80 CRI (Lumens Per Foot)				
	↑S¹	↑B¹	↑H¹	↑V²
↓S¹	842	953	1231	1466
↓B¹	947	1059	1336	1571
↓H¹	1211	1322	1600	1835
↓V¹	1433	1545	1822	2057

	↑S ¹	↑B ¹	↑H ¹	↑V ²
↓S ¹	125	124	123	122
↓B ¹	124	123	123	122
↓H ¹	121	121	121	120
↓V ¹	119	120	120	119

S - Standard Output, B - Boosted Standard Output, H - High Output, V - Very High Output

¹ Family Correlation based on 4' luminaire 3500K Very High Output (V) test - 120V

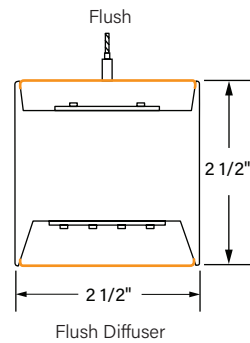
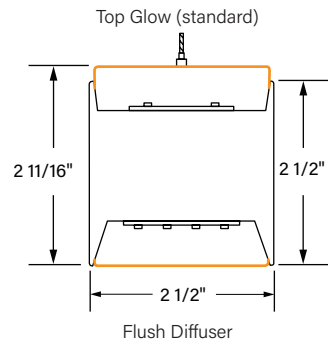
² Based on ITL report: 92549

Note

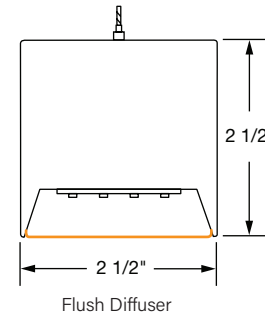
- Please refer to technical sheet for total light output and wattage.

Cross Sections

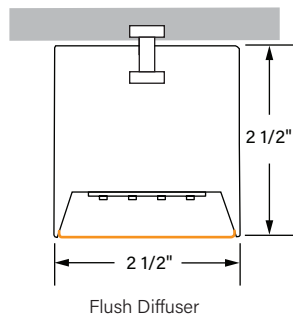
HPX Indirect/Direct
Pendant



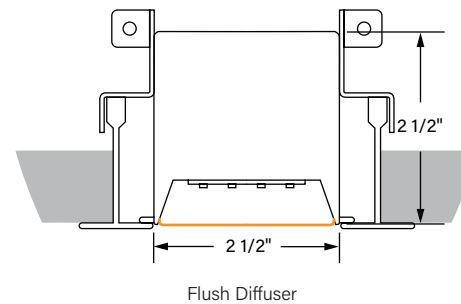
HPX Direct
Pendant



HPX Direct
Surface Mount



HPX Direct
Recessed



FINELITE[®]

Better Lighting

The Finelite Difference



10-year performance-based warranty



Ships in 10 working days for standard orders



Tailored Lighting available



Buy American Act Compliance