

Product Photometry and ies files are also available online at www.finelite.com.
For layouts or additional photometry, contact your local representative or the factory.

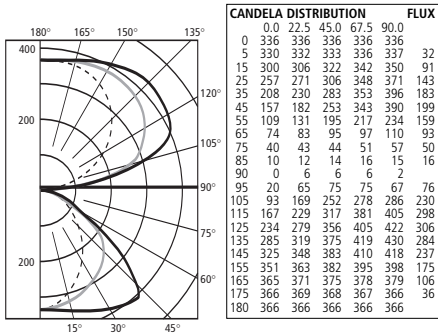
S12ID: WCB-OPEN-1 T8-91W

LSI REPORT 18409



64% Uplight
36% Downlight

EFFICIENCY = 90.4%



LIGHTING SCIENCES

LEGEND:
0-deg. - - - -
45-deg. - - - -
90-deg. - - - -

ZONAL LUMEN SUMMARY			
ZONE	LUMENS	%LAMP	%FIXT
0-30	266	8.88	9.82
0-40	448	14.97	16.55
0-60	807	26.90	29.74
0-90	965	32.19	35.60
40-90	516	17.23	19.05
60-90	158	5.29	5.85
90-180	1747	58.25	64.40
0-180	2713	90.44	100.00

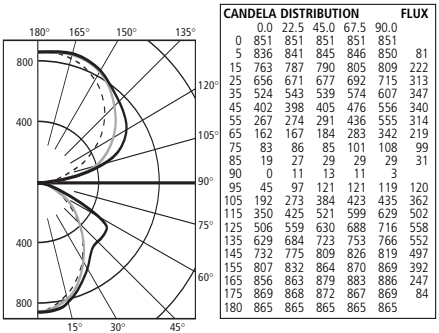
S12ID: WCB-OPEN-2 T8-91W

LSI REPORT 18414



63% Uplight
37% Downlight

EFFICIENCY = 88.0%



LIGHTING SCIENCES

LEGEND:
0-deg. - - - -
45-deg. - - - -
90-deg. - - - -

ZONAL LUMEN SUMMARY			
ZONE	LUMENS	%LAMP	%FIXT
0-30	615	10.26	11.66
0-40	962	16.04	18.23
0-60	1616	26.94	30.61
0-90	1966	32.77	37.24
40-90	1003	16.72	19.01
60-90	349	5.83	6.63
90-180	3313	55.23	62.76
0-180	5279	88.00	100.00

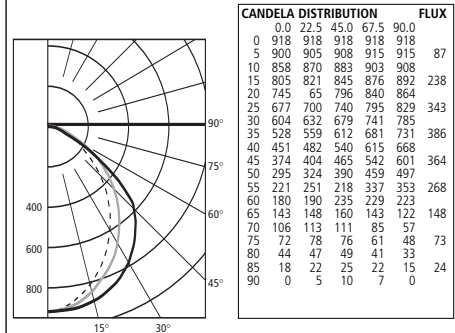
S12ID: WCB-CCO-1 T8-91W

LSI REPORT 18458



0% Uplight
100% Downlight

EFFICIENCY = 64.4%



LIGHTING SCIENCES

LEGEND:
0-deg. - - - -
45-deg. - - - -
90-deg. - - - -

ZONAL LUMEN SUMMARY			
ZONE	LUMENS	%LAMP	%FIXT
0-30	668	22.27	34.58
0-40	1054	35.15	54.57
0-60	1687	56.24	87.32
0-90	1932	64.40	100.00
40-90	877	29.26	45.43
60-90	244	8.16	12.68
90-180	0	0.00	0.00
0-180	1932	64.40	100.00

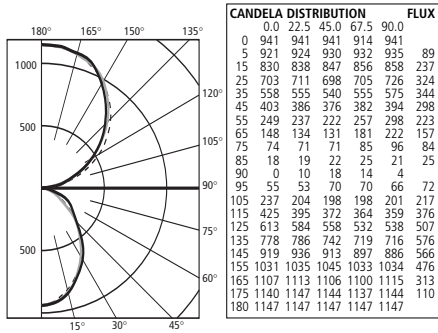
S12ID: WCB-CCO-2 T8-91W

LSI REPORT 18460



64% Uplight
36% Downlight

EFFICIENCY = 83.2%



LIGHTING SCIENCES

LEGEND:
0-deg. - - - -
45-deg. - - - -
90-deg. - - - -

ZONAL LUMEN SUMMARY			
ZONE	LUMENS	%LAMP	%FIXT
0-30	649	10.82	13.01
0-40	993	16.56	19.90
0-60	1514	25.24	30.34
0-90	1779	29.66	35.65
40-90	786	13.10	15.75
60-90	265	4.42	5.31
90-180	3212	53.55	64.35
0-180	4992	83.21	100.00

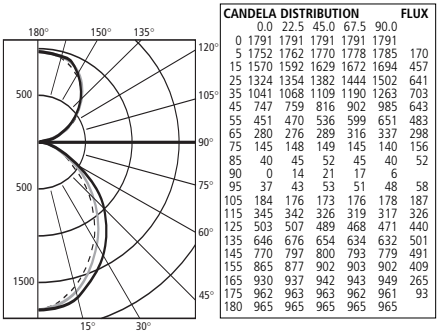
S12ID: WCB-CCO-3 T8-91W

LSI REPORT 18418



43% Uplight
57% Downlight

EFFICIENCY = 70.8%



LIGHTING SCIENCES

LEGEND:
0-deg. - - - -
45-deg. - - - -
90-deg. - - - -

ZONAL LUMEN SUMMARY			
ZONE	LUMENS	%LAMP	%FIXT
0-30	1268	14.09	19.90
0-40	1971	21.90	30.92
0-60	3097	34.42	48.88
0-90	3064	40.05	56.54
40-90	1633	18.15	25.62
60-90	507	5.63	7.95
90-180	2770	30.79	43.46
0-180	6375	70.84	100.00

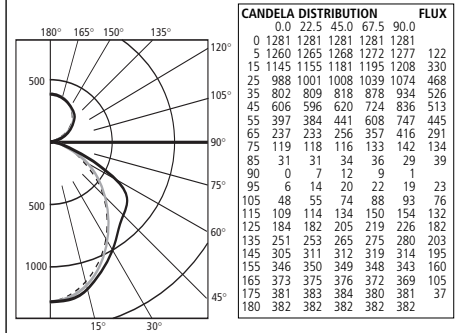
S12ID: WCB-STO-2 T8-91W

LSI REPORT 18415



28% Uplight
72% Downlight

EFFICIENCY = 66.3%



LIGHTING SCIENCES

LEGEND:
0-deg. - - - -
45-deg. - - - -
90-deg. - - - -

ZONAL LUMEN SUMMARY			
ZONE	LUMENS	%LAMP	%FIXT
0-30	920	15.34	23.12
0-40	1445	24.10	36.32
0-60	2404	40.08	60.41
0-90	2868	47.81	72.06
40-90	1422	23.71	35.74
60-90	463	7.73	11.65
90-180	1112	18.54	27.94
0-180	3980	66.36	100.00

Product Photometry and ies files are also available online at www.finelite.com.
 For layouts or additional photometry, contact your local representative or the factory.

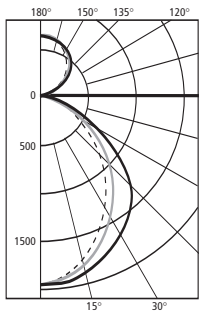
S12ID: WCB-STO-3 T8-91W

LSI REPORT 18419



28% Uplight
72% Downlight

EFFICIENCY = 67.6%



CANDELA DISTRIBUTION		FLUX
0.0	22.5	45.0
0	1974	1974
5	1938	1945
15	1750	1775
25	1493	1534
35	1194	1236
45	881	908
55	553	584
65	345	345
75	177	178
85	47	49
90	0	13
95	9	19
105	72	80
115	162	174
125	277	279
135	384	395
145	476	490
155	550	558
165	600	609
175	625	626
180	623	623

LIGHTING SCIENCES

LEGEND:
0-deg. - - - -
45-deg. - - - -
90-deg. _____

ZONAL LUMEN SUMMARY			
ZONE	LUMENS	%LAMP	%FIXT
0-30	1438	15.98	23.65
0-40	2281	25.35	37.51
0-60	3714	41.27	61.06
0-90	4351	48.35	71.55
40-90	2070	23.00	34.03
60-90	637	7.09	10.48
90-180	1730	19.23	28.45
0-180	6082	67.59	100.00

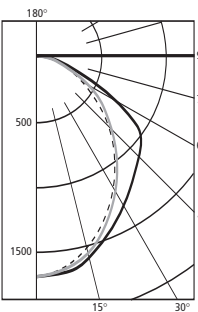
S12ID: WCB-TDO-2 T8-91W

LSI REPORT 18459



0% Uplight
100% Downlight

EFFICIENCY = 62.8%



CANDELA DISTRIBUTION		FLUX
0.0	22.5	45.0
0	1702	1702
5	1675	1680
10	1608	1616
15	1522	1532
20	1421	1434
25	1306	1322
30	1183	1199
35	1056	1064
40	928	919
45	795	782
50	654	639
55	515	500
60	397	386
65	311	303
70	232	226
75	157	154
80	96	93
85	40	42
90	0	8

LIGHTING SCIENCES

LEGEND:
0-deg. - - - -
45-deg. - - - -
90-deg. _____

ZONAL LUMEN SUMMARY			
ZONE	LUMENS	%LAMP	%FIXT
0-30	1220	20.34	32.37
0-40	1918	31.98	50.90
0-60	3178	52.98	84.34
0-90	3769	62.82	100.00
40-90	1850	30.84	49.10
60-90	590	9.84	15.66
90-180	0	0.00	0.00
0-180	3769	62.82	100.00

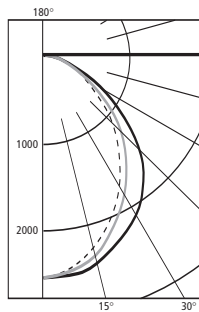
S12ID: WCB-TDO-3 T8-91W

LSI REPORT 18461



0% Uplight
100% Downlight

EFFICIENCY = 60.7%



CANDELA DISTRIBUTION		FLUX
0.0	22.5	45.0
0	2577	2577
5	2529	2539
10	2420	2439
15	2281	2307
20	2118	2155
25	1937	1982
30	1743	1796
35	1541	1590
40	1335	1374
45	1128	1151
50	911	930
55	702	724
60	543	549
65	429	423
70	318	318
75	218	217
80	133	129
85	56	59
90	0	12

LIGHTING SCIENCES

LEGEND:
0-deg. - - - -
45-deg. - - - -
90-deg. _____

ZONAL LUMEN SUMMARY			
ZONE	LUMENS	%LAMP	%FIXT
0-30	1862	20.70	34.12
0-40	2933	32.59	53.74
0-60	4691	52.13	85.94
0-90	5458	60.66	100.00
40-90	2525	28.06	46.26
60-90	767	8.53	14.06
90-180	0	0.00	0.00
0-180	5458	60.66	100.00

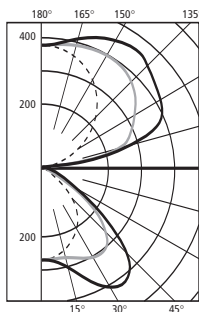
S12ID: PLV-OPEN-1 T8-91W

LSI REPORT 18509



68% Uplight
32% Downlight

EFFICIENCY = 83.3%



CANDELA DISTRIBUTION		FLUX
0.0	22.5	45.0
0	280	280
5	278	279
15	259	266
25	230	249
35	191	233
45	125	186
55	39	81
65	9	13
75	3	5
85	1	2
90	0	1
95	12	66
105	57	154
115	116	203
125	177	248
135	235	293
145	285	328
155	325	350
165	352	364
175	366	369
180	367	367

LIGHTING SCIENCES

LEGEND:
0-deg. - - - -
45-deg. - - - -
90-deg. _____

ZONAL LUMEN SUMMARY			
ZONE	LUMENS	%LAMP	%FIXT
0-30	249	8.32	9.59
0-40	443	14.79	17.75
0-60	750	25.02	30.03
0-90	797	26.58	31.90
40-90	353	11.78	14.14
60-90	46	1.55	1.87
90-180	1702	56.74	68.10
0-180	2499	83.32	100.00

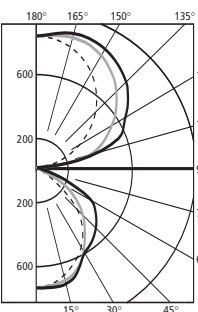
S12ID: PLV-OPEN-2 T8-91W

LSI REPORT 18510



66% Uplight
34% Downlight

EFFICIENCY = 79.1%



CANDELA DISTRIBUTION		FLUX
0.0	22.5	45.0
0	752	752
5	744	747
15	690	701
25	613	635
35	512	544
45	346	378
55	113	143
65	22	27
75	8	12
85	2	5
90	0	3
95	30	98
105	136	254
115	268	377
125	405	500
135	530	623
145	640	719
155	726	777
165	786	813
175	818	824
180	821	821

LIGHTING SCIENCES

LEGEND:
0-deg. - - - -
45-deg. - - - -
90-deg. _____

ZONAL LUMEN SUMMARY			
ZONE	LUMENS	%LAMP	%FIXT
0-30	571	9.32	12.03
0-40	909	15.16	19.17
0-60	1469	24.49	30.96
0-90	1603	26.73	33.79
40-90	694	11.57	14.62
60-90	134	2.24	2.83
90-180	3143	52.39	66.21
0-180	4747	79.12	100.00

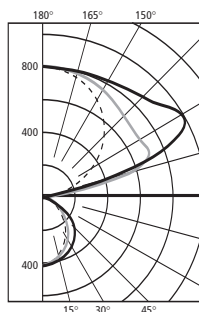
S12ID: WCB-OPEN-1 T5HO-EP

LSI REPORT 18421



79% Uplight
21% Downlight

EFFICIENCY = 95.2%



CANDELA DISTRIBUTION		FLUX
0.0	22.5	45.0
0	417	417
5	408	410
15	367	371
25	310	317
35	246	254
45	179	185
55	110	117
65	70	72
75	36	40
85	10	12
90	0	3
95	24	65
105	132	363
115	270	430
125	410	695
135	533	589
145	638	674
155	717	735
165	771	781
175	799	803
180	803	803

LIGHTING SCIENCES

LEGEND:
0-deg. - - - -
45-deg. - - - -
90-deg. _____

ZONAL LUMEN SUMMARY			
ZONE	LUMENS	%LAMP	%FIXT
0-30	300	6.68	7.02
0-40	474	10.56	11.09
0-60	776	17.26	18.12
0-90	913	20.29	21.31
40-90	438	9.74	10.23
60-90	136	3.04	3.19
90-180	3371	74.93	78.69
0-180	4284	95.22	100.00

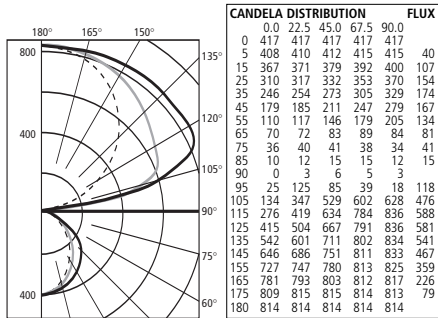
Product Photometry and ies files are also available online at www.finelite.com.
For layouts or additional photometry, contact your local representative or the factory.

S12ID: WCB-OPEN-1 T5HO-91W LSI REPORT 18423



79% Uplight
21% Downlight

EFFICIENCY = 96.6%



LIGHTING SCIENCES

LEGEND:
0-deg. - - - -
45-deg. _____
90-deg. _____

ZONAL LUMEN SUMMARY

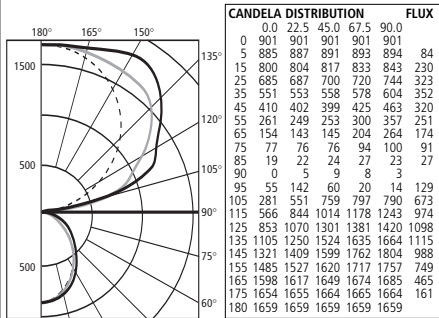
ZONE	LUMENS	%LAMP	%FIXT
0-30	300	6.68	6.91
0-40	474	10.56	10.92
0-60	776	17.26	17.86
0-90	913	20.30	21.00
40-90	438	9.74	10.08
60-90	136	3.04	3.15
90-180	3435	76.33	79.00
0-180	4348	96.63	100.00

S12ID: WCB-OPEN-2 T5HO-EP LSI REPORT 18425



77% Uplight
23% Downlight

EFFICIENCY = 91.2%



LIGHTING SCIENCES

LEGEND:
0-deg. - - - -
45-deg. _____
90-deg. _____

ZONAL LUMEN SUMMARY

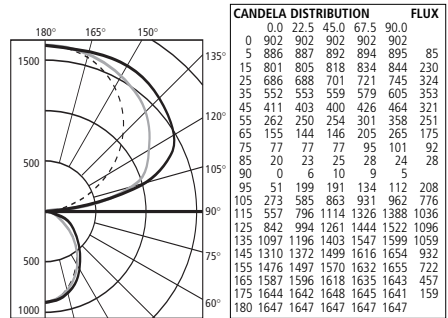
ZONE	LUMENS	%LAMP	%FIXT
0-30	638	7.09	7.78
0-40	990	11.01	12.07
0-60	1561	17.35	19.03
0-90	1854	20.60	22.60
40-90	863	9.60	10.52
60-90	292	3.25	3.57
90-180	6352	70.58	77.40
0-180	8206	91.18	100.00

S12ID: WCB-OPEN-2 T5HO-91W LSI REPORT 18428



78% Uplight
22% Downlight

EFFICIENCY = 92.3%



LIGHTING SCIENCES

LEGEND:
0-deg. - - - -
45-deg. _____
90-deg. _____

ZONAL LUMEN SUMMARY

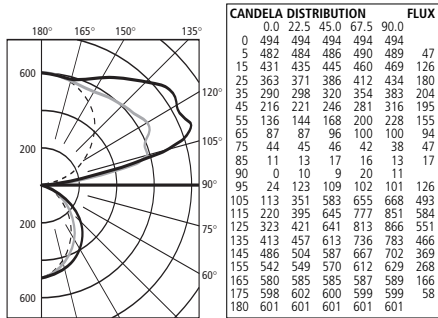
ZONE	LUMENS	%LAMP	%FIXT
0-30	639	7.10	7.69
0-40	992	11.02	11.94
0-60	1564	17.38	18.84
0-90	1860	20.67	22.40
40-90	868	9.65	10.45
60-90	295	3.29	3.56
90-180	6444	71.61	77.60
0-180	8304	92.28	100.00

S12ID: WCB-OPEN-1 T5HO-WSO LSI REPORT 18597



74% Uplight
26% Downlight

EFFICIENCY = 92.1%



LIGHTING SCIENCES

LEGEND:
0-deg. - - - -
45-deg. _____
90-deg. _____

ZONAL LUMEN SUMMARY

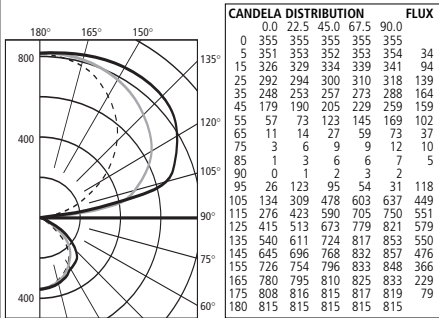
ZONE	LUMENS	%LAMP	%FIXT
0-30	352	7.82	8.50
0-40	555	12.35	13.41
0-60	905	20.12	21.85
0-90	1063	23.63	25.66
40-90	507	11.28	12.25
60-90	157	3.51	3.81
90-180	3080	68.45	74.34
0-180	4143	92.08	100.00

S12ID: PLV-OPEN-1 T5HO-91W LSI REPORT 18511



82% Uplight
18% Downlight

EFFICIENCY = 92.0%



LIGHTING SCIENCES

LEGEND:
0-deg. - - - -
45-deg. _____
90-deg. _____

ZONAL LUMEN SUMMARY

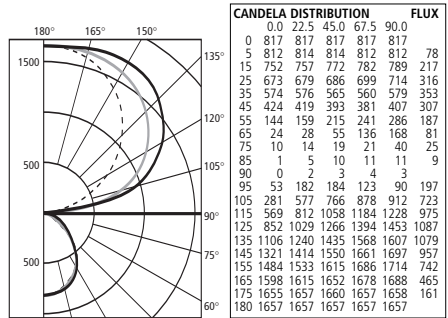
ZONE	LUMENS	%LAMP	%FIXT
0-30	266	5.92	6.44
0-40	430	9.56	10.39
0-60	691	15.37	16.71
0-90	742	16.51	17.95
40-90	312	6.95	7.56
60-90	51	1.14	1.24
90-180	3395	75.47	82.05
0-180	4138	91.98	100.00

S12ID: PLV-OPEN-2 T5HO-91W LSI REPORT 18512



80% Uplight
20% Downlight

EFFICIENCY = 88.4%



LIGHTING SCIENCES

LEGEND:
0-deg. - - - -
45-deg. _____
90-deg. _____

ZONAL LUMEN SUMMARY

ZONE	LUMENS
------	--------

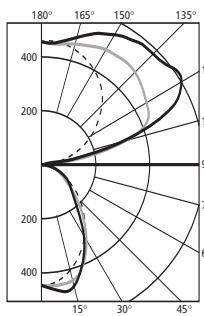
Product Photometry and ies files are also available online at www.finelite.com.
For layouts or additional photometry, contact your local representative or the factory.

S12WM ID: WCB-OPEN-1 T8-EP LSI REPORT 18466



65% Uplight
35% Downlight

EFFICIENCY = 83.4%



CANDELA DISTRIBUTION		FLUX		
0.0	22.5	45.0	67.5	90.0
0	447	447	447	447
5	442	444	449	453
15	402	418	444	463
25	345	377	378	375
35	281	317	282	272
45	210	227	187	169
55	140	146	120	125
65	81	82	79	91
75	39	45	42	48
85	9	14	8	13
90	0	0	2	1
95	16	78	25	25
105	92	220	310	325
115	172	285	439	539
125	248	338	462	560
135	315	382	486	559
145	373	413	490	544
155	416	430	481	519
165	445	444	461	475
175	460	454	449	450
180	457	457	457	457

LIGHTING SCIENCES

LEGEND:
0-deg. - - - -
45-deg. - - - -
90-deg. _____

ZONAL LUMEN SUMMARY

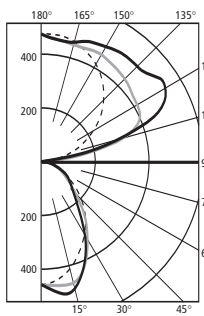
ZONE	LUMENS	%LAMP	%FIXT
0-30	328	10.97	13.15
0-40	499	16.64	19.95
0-60	744	24.83	29.78
0-90	870	29.03	34.82
40-90	371	12.39	14.87
60-90	125	4.20	5.04
90-180	1630	54.34	65.18
0-180	2500	83.37	100.00

S12WM ID: WCB-OPEN-1 T8-91W LSI REPORT 18462



64% Uplight
36% Downlight

EFFICIENCY = 83.3%



CANDELA DISTRIBUTION		FLUX		
0.0	22.5	45.0	67.5	90.0
0	457	457	457	457
5	451	455	463	469
15	411	434	468	485
25	353	397	394	391
35	286	330	293	279
45	213	235	191	174
55	143	150	122	127
65	82	83	80	92
75	41	45	43	48
85	10	13	9	12
90	0	0	0	0
95	18	83	48	54
105	98	223	291	305
115	180	273	403	488
125	258	319	415	499
135	328	363	437	488
145	386	400	448	489
155	431	427	456	478
165	462	452	450	455
175	474	469	462	461
180	473	473	473	473

LIGHTING SCIENCES

LEGEND:
0-deg. - - - -
45-deg. - - - -
90-deg. _____

ZONAL LUMEN SUMMARY

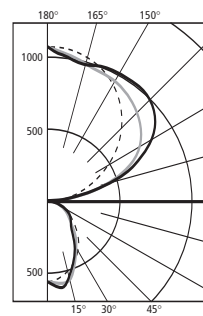
ZONE	LUMENS	%LAMP	%FIXT
0-30	338	11.29	13.55
0-40	512	17.10	20.54
0-60	764	25.48	30.60
0-90	892	29.77	35.75
40-90	379	12.67	15.21
60-90	128	4.29	5.15
90-180	1604	53.49	64.25
0-180	2497	83.26	100.00

S12WM ID: WCB-OPEN-2 T8-EP LSI REPORT 18467



72% Uplight
28% Downlight

EFFICIENCY = 77.2%



CANDELA DISTRIBUTION		FLUX		
0.0	22.5	45.0	67.5	90.0
0	561	561	561	561
5	553	560	572	579
15	509	541	573	571
25	447	500	455	438
35	371	403	341	329
45	287	287	241	225
55	200	195	166	181
65	122	120	116	130
75	60	66	62	68
85	14	15	7	13
90	0	0	0	0
95	38	104	79	103
105	204	360	399	433
115	388	511	649	731
125	565	643	789	900
135	724	758	873	977
145	860	860	927	1001
155	965	937	962	1003
165	1037	1011	987	991
175	1070	1057	1041	1037
180	1067	1067	1067	1067

LIGHTING SCIENCES

LEGEND:
0-deg. - - - -
45-deg. - - - -
90-deg. _____

ZONAL LUMEN SUMMARY

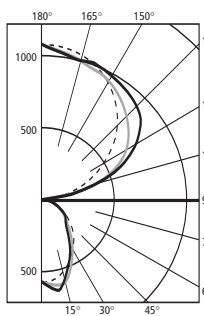
ZONE	LUMENS	%LAMP	%FIXT
0-30	434	7.24	9.38
0-40	684	11.41	14.78
0-60	1117	18.63	24.13
0-90	1315	21.92	28.39
40-90	630	10.50	13.60
60-90	197	3.29	4.26
90-180	3317	55.29	71.61
0-180	4632	77.20	100.00

S12WM ID: WCB-OPEN-2 T8-91W LSI REPORT 18463



71% Uplight
29% Downlight

EFFICIENCY = 76.5%



CANDELA DISTRIBUTION		FLUX		
0.0	22.5	45.0	67.5	90.0
0	575	575	575	575
5	568	577	592	601
15	522	562	598	599
25	457	520	475	456
35	379	423	353	337
45	294	299	248	228
55	205	202	167	181
65	124	122	116	130
75	62	65	63	69
85	13	14	7	13
90	0	0	0	0
95	40	101	68	76
105	208	340	356	376
115	395	482	586	652
125	569	623	724	815
135	729	753	816	896
145	866	865	903	956
155	969	944	962	994
165	1040	1016	998	999
175	1073	1063	1046	1043
180	1074	1074	1074	1074

LIGHTING SCIENCES

LEGEND:
0-deg. - - - -
45-deg. - - - -
90-deg. _____

ZONAL LUMEN SUMMARY

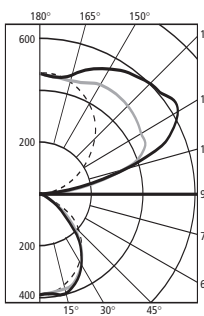
ZONE	LUMENS	%LAMP	%FIXT
0-30	446	7.45	9.74
0-40	702	11.71	15.31
0-60	1141	19.03	24.87
0-90	1341	22.36	29.23
40-90	638	10.65	13.92
60-90	199	3.33	4.36
90-180	3248	54.14	70.77
0-180	4590	76.50	100.00

S12WM ID: PLV-OPEN-1 T8-EP LSI REPORT 18473



68% Uplight
32% Downlight

EFFICIENCY = 78.2%



CANDELA DISTRIBUTION		FLUX		
0.0	22.5	45.0	67.5	90.0
0	389	389	389	389
5	391	387	386	386
15	364	365	381	395
25	329	341	351	355
35	283	304	288	291
45	223	234	201	194
55	153	147	103	92
65	46	40	30	27
75	8	9	10	13
85	2	4	5	8
90	0	0	0	0
95	12	79	40	42
105	76	221	320	354
115	154	271	453	550
125	233	323	466	577
135	304	366	482	568
145	366	395	485	545
155	414	419	473	514
165	449	445	452	465
175	467	462	458	456
180	464	464	464	464

LIGHTING SCIENCES

LEGEND:
0-deg. - - - -
45-deg. - - - -
90-deg. _____

ZONAL LUMEN SUMMARY

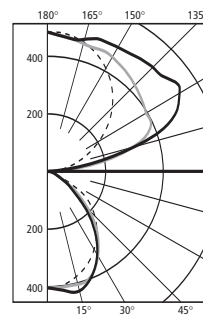
ZONE	LUMENS	%LAMP	%FIXT
0-30	305	10.19	13.03
0-40	482	16.08	20.55
0-60	714	23.82	30.45
0-90	759	25.33	32.37
40-90	277	9.25	11.82
60-90	45	1.51	1.93
90-180	1587	52.90	67.63
0-180	2346	78.23	100.00

S12WM ID: PLV-OPEN-1 T8-91W LSI REPORT 18470



66% Uplight
34% Downlight

EFFICIENCY = 77.9%



CANDELA DISTRIBUTION		FLUX		
0.0	22.5	45.0	67.5	90.0
0	404	404	404	404
5	403	403	405	406
15	377	386	405	425
25	340	365	377	379
35	293	326	306	301
45	232	255	212	200
55	161	160	110	95
65	46	42	30	29
75	8	10	9	13
85	1	5	6	7
90	0	0	2	1
95	14	81	58	63
105	81	207	293	319
115	162	244	395	475
125	243	296	404	494
135	316	351	423	487
145	379	394	444	486
155	430	429	461	485
165	465	461	461	467
175	482	479	475	474
180	482	482	482	482

LIGHTING SCIENCES

LEGEND:
0-deg. - - - -
45-deg. - - - -
90-deg. _____

ZONAL LUMEN SUMMARY

ZONE	LUMENS	%LAMP	%FIXT
0-30	318	10.62	13.62
0-40	501	16.72	21.45
0-60	746	24.89	31.93
0-90	793	26.46	33.95
40-90	292	9.74	12.50
60-90	47	1.58	2.02
90-180	1544	51.47	66.05
0-180	2337	77.93	100.00

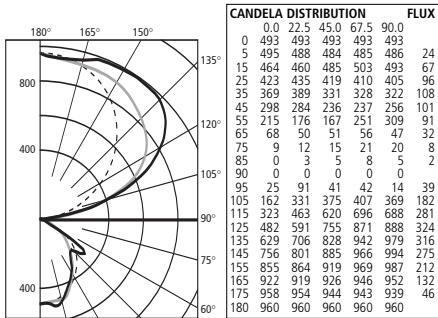
Product Photometry and ies files are also available online at www.finelite.com.
For layouts or additional photometry, contact your local representative or the factory.

S12WM ID: PLV-OPEN-2 T8-EP LSI REPORT 18474



71% Uplight
29% Downlight

EFFICIENCY = 70.4%



LIGHTING SCIENCES

LEGEND:
0-deg. - - - -
45-deg. - - -
90-deg. _____

ZONAL LUMEN SUMMARY

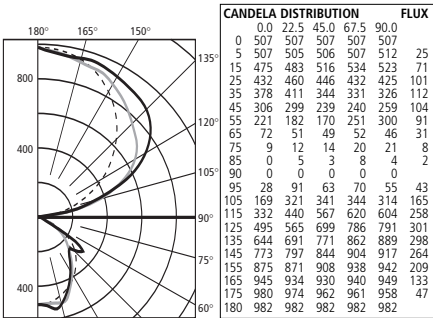
ZONE	LUMENS	%LAMP	%FIXT
0-30	409	6.83	9.70
0-40	668	11.14	15.84
0-60	1123	18.72	26.61
0-90	1210	20.18	28.68
40-90	542	9.03	12.84
60-90	87	1.46	2.07
90-180	3011	50.19	71.32
0-180	4221	70.37	100.00

S12WM ID: PLV-OPEN-2 T8-91W LSI REPORT 18471



71% Uplight
29% Downlight

EFFICIENCY = 70.3%



LIGHTING SCIENCES

LEGEND:
0-deg. - - - -
45-deg. - - -
90-deg. _____

ZONAL LUMEN SUMMARY

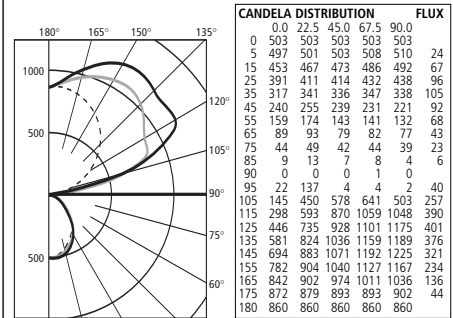
ZONE	LUMENS	%LAMP	%FIXT
0-30	422	7.03	10.00
0-40	686	11.44	16.27
0-60	1147	19.13	27.21
0-90	1234	20.58	29.26
40-90	547	9.13	12.99
60-90	86	1.44	2.05
90-180	2984	49.75	70.74
0-180	4219	70.32	100.00

S12WM ID: WCB-OPEN-1 T5HO-EP LSI REPORT 18468



75% Uplight
25% Downlight

EFFICIENCY = 87.1%



LIGHTING SCIENCES

LEGEND:
0-deg. - - - -
45-deg. - - -
90-deg. _____

ZONAL LUMEN SUMMARY

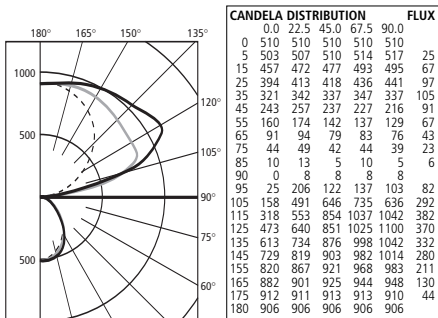
ZONE	LUMENS	%LAMP	%FIXT
0-30	358	7.97	9.16
0-40	556	12.37	14.21
0-60	856	19.04	21.87
0-90	992	22.05	25.33
40-90	435	9.68	11.12
60-90	135	3.02	3.47
90-180	2925	65.01	74.67
0-180	3917	87.06	100.00

S12WM ID: WCB-OPEN-1 T5HO-91W LSI REPORT 18464



75% Uplight
25% Downlight

EFFICIENCY = 88.9%



LIGHTING SCIENCES

LEGEND:
0-deg. - - - -
45-deg. - - -
90-deg. _____

ZONAL LUMEN SUMMARY

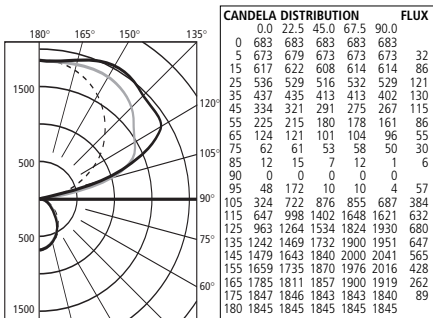
ZONE	LUMENS	%LAMP	%FIXT
0-30	364	8.09	9.10
0-40	564	12.55	14.11
0-60	864	19.22	21.62
0-90	1002	22.27	25.05
40-90	437	9.73	10.94
60-90	137	3.05	3.44
90-180	2998	66.63	74.95
0-180	4000	88.90	100.00

S12WM ID: WCB-OPEN-2 T5HO-EP LSI REPORT 18469



82% Uplight
18% Downlight

EFFICIENCY = 82.2%



LIGHTING SCIENCES

LEGEND:
0-deg. - - - -
45-deg. - - -
90-deg. _____

ZONAL LUMEN SUMMARY

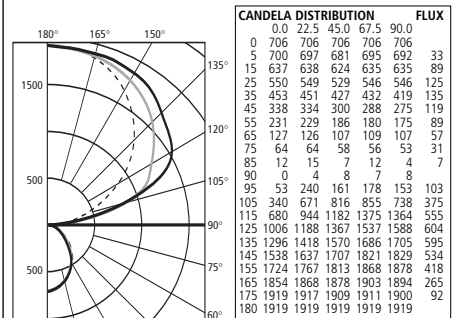
ZONE	LUMENS	%LAMP	%FIXT
0-30	483	5.37	6.53
0-40	753	8.38	10.18
0-60	1180	13.12	15.96
0-90	1367	15.20	18.50
40-90	614	6.83	8.31
60-90	187	2.08	2.53
90-180	6027	66.97	81.50
0-180	7395	82.17	100.00

S12WM ID: WCB-OPEN-2 T5HO-91W LSI REPORT 18465



81% Uplight
19% Downlight

EFFICIENCY = 82.3%



LIGHTING SCIENCES

LEGEND:
0-deg. - - - -
45-deg. - - -
90-deg. _____

ZONAL LUMEN SUMMARY

ZONE	LUMENS	%LAMP	%FIXT
0-30	498	5.54	6.73
0-40	777	8.62	10.49
0-60	1216	13.52	16.43
0-90	1409	15.66	19.03
40-90	632	7.03	8.54
60-90	192	2.14	2.60
90-180	5998	66.65	80.97
0-180	7407	82.31	100.00

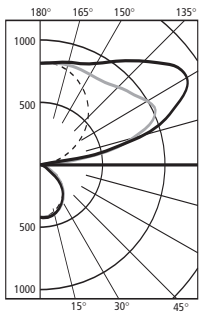
Product Photometry and ies files are also available online at www.finelite.com.
 For layouts or additional photometry, contact your local representative or the factory.

S12WM ID: PLV-OPEN-1 T5HO-EP
 LSI REPORT 18475



77% Uplight
 23% Downlight

EFFICIENCY = 85.3%



CANDELA DISTRIBUTION		FLUX			
	0.0	22.5	45.0	67.5	90.0
0	421	421	421	421	421
5	419	421	424	425	426
15	393	402	405	415	416
25	356	370	368	373	376
35	309	324	311	315	313
45	251	259	236	235	237
55	184	180	131	115	99
65	67	50	28	24	21
75	11	13	13	15	17
85	1	7	8	9	9
90	0	1	1	2	1
95	22	174	91	102	69
105	138	530	725	849	781
115	279	548	1007	1231	1245
125	419	587	943	1228	1357
135	546	653	878	1073	1171
145	651	728	825	929	1008
155	734	774	824	870	891
165	790	807	825	842	848
175	820	817	820	819	820
180	811	811	811	811	811

LIGHTING SCIENCES

LEGEND:
 0-deg. - - - -
 45-deg. _____
 90-deg. _____

ZONAL LUMEN SUMMARY

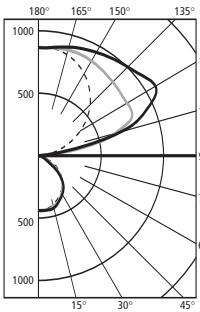
ZONE	LUMENS	%LAMP	%FIXT
0-30	314	6.99	8.19
0-40	504	11.22	13.15
0-60	819	18.20	21.34
0-90	885	19.67	23.06
40-90	380	8.45	9.91
60-90	66	1.47	1.72
90-180	2953	65.64	76.94
0-180	3838	85.31	100.00

S12WM ID: PLV-OPEN-1 T5HO-91W
 LSI REPORT 18472



76% Uplight
 24% Downlight

EFFICIENCY = 84.3%



CANDELA DISTRIBUTION		FLUX			
	0.0	22.5	45.0	67.5	90.0
0	441	441	441	441	441
5	439	442	443	448	447
15	411	420	428	432	437
25	373	385	389	390	398
35	325	334	334	322	338
45	263	265	256	239	256
55	192	179	150	106	115
65	69	42	33	24	28
75	11	14	13	16	17
85	3	5	7	9	9
90	0	6	1	6	2
95	25	165	104	121	99
105	149	464	609	688	604
115	302	517	826	990	993
125	450	601	820	993	1068
135	583	690	834	954	1002
145	696	772	857	933	966
155	782	821	875	918	934
165	841	855	878	896	902
175	871	869	869	868	868
180	864	864	864	864	864

LIGHTING SCIENCES

LEGEND:
 0-deg. - - - -
 45-deg. _____
 90-deg. _____

ZONAL LUMEN SUMMARY

ZONE	LUMENS	%LAMP	%FIXT
0-30	329	7.33	8.70
0-40	529	11.76	13.96
0-60	858	19.07	22.64
0-90	926	20.59	24.44
40-90	397	8.83	10.48
60-90	68	1.52	1.80
90-180	2864	63.67	75.56
0-180	3791	84.26	100.00

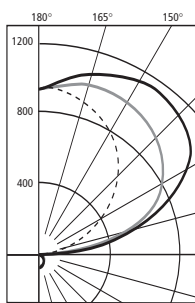
Product Photometry and ies files are also available online at www.finelite.com.
For layouts or additional photometry, contact your local representative or the factory.

S12P: 2 T8-EP ITL REPORT 52611



96% Uplight
4% Downlight

EFFICIENCY = 78.8%



CANDELA DISTRIBUTION		FLUX		
0.0	22.5	45.0	67.5	90.0
0	68	68	68	68
5	69	69	69	68
15	63	64	68	69
25	55	58	61	62
35	43	48	49	52
45	31	35	38	42
55	18	23	28	33
65	10	13	18	24
75	4	7	11	16
85	1	4	6	9
90	0	2	4	6
95	30	141	163	177
105	165	382	508	561
115	323	531	748	845
125	484	668	868	1027
135	630	781	957	1080
145	758	881	1000	1108
155	856	945	1023	1090
165	926	969	1020	1053
175	957	965	972	976
180	958	958	958	958



LEGEND:
0-deg. - - - -
45-deg. - - -
90-deg. - - -

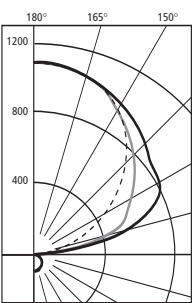
ZONAL LUMEN SUMMARY			
ZONE	LUMENS	%LAMP	%FIXT
0-30	53	0.9	1.2
0-40	84	1.5	1.9
0-60	137	2.4	3.1
0-90	172	3.1	3.9
90-120	1314	23.5	29.8
90-130	2060	36.8	46.7
90-150	3395	60.6	76.9
90-180	4242	75.8	96.1
0-180	4415	78.8	100.0

S12P: 2 T8-91W ITL REPORT 52606



94% Uplight
6% Downlight

EFFICIENCY = 74.3%



CANDELA DISTRIBUTION		FLUX		
0.0	22.5	45.0	67.5	90.0
0	108	108	108	108
5	108	108	107	105
15	100	101	104	106
25	86	90	93	96
35	68	74	76	81
45	47	54	58	65
55	27	35	42	51
65	14	20	27	36
75	6	10	15	23
85	1	5	8	13
90	0	2	6	10
95	37	149	162	192
105	208	302	480	565
115	397	445	592	733
125	579	602	690	784
135	745	754	802	861
145	878	884	901	937
155	990	992	989	1000
165	1065	1067	1060	1059
175	1100	1103	1095	1092
180	1100	1100	1100	1100



LEGEND:
0-deg. - - - -
45-deg. - - -
90-deg. - - -

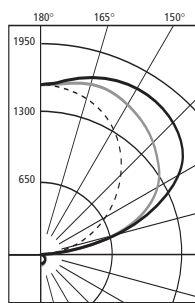
ZONAL LUMEN SUMMARY			
ZONE	LUMENS	%LAMP	%FIXT
0-30	82	1.5	2.0
0-40	130	2.3	3.1
0-60	212	3.8	5.1
0-90	265	4.7	6.4
90-120	1211	21.6	29.1
90-130	1835	32.8	44.1
90-150	3029	54.1	72.8
90-180	3893	69.5	93.6
0-180	4159	74.3	100.0

S12P: 3 T8-EP ITL REPORT 52612



97% Uplight
3% Downlight

EFFICIENCY = 79.8%



CANDELA DISTRIBUTION		FLUX		
0.0	22.5	45.0	67.5	90.0
0	76	76	76	76
5	77	77	77	76
15	71	72	78	79
25	62	66	70	72
35	49	56	57	60
45	34	41	44	47
55	21	29	32	37
65	12	17	21	27
75	6	9	13	18
85	1	5	7	9
90	0	2	3	5
95	65	167	168	186
105	292	600	708	718
115	562	848	1134	1261
125	824	1066	1347	1552
135	1066	1264	1484	1662
145	1272	1430	1583	1715
155	1432	1542	1646	1726
165	1540	1594	1660	1700
175	1594	1603	1606	1616
180	1594	1594	1594	1594



LEGEND:
0-deg. - - - -
45-deg. - - -
90-deg. - - -

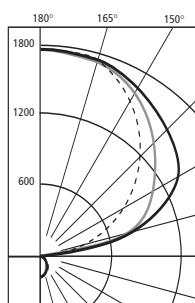
ZONAL LUMEN SUMMARY			
ZONE	LUMENS	%LAMP	%FIXT
0-30	60	0.7	0.9
0-40	95	1.1	1.4
0-60	156	1.9	2.3
0-90	198	2.4	3.0
90-120	1867	22.2	27.9
90-130	3026	36.0	45.1
90-150	5131	61.1	76.6
90-180	6504	77.4	93.6
0-180	6703	79.8	100.0

S12P: 3 T8-91W ITL REPORT 52607



95% Uplight
5% Downlight

EFFICIENCY = 77.5%



CANDELA DISTRIBUTION		FLUX		
0.0	22.5	45.0	67.5	90.0
0	117	117	117	117
5	117	117	116	113
15	109	110	116	117
25	94	100	104	104
35	75	83	85	87
45	52	61	65	71
55	30	41	47	56
65	17	25	31	41
75	8	12	18	27
85	1	6	9	14
90	0	4	7	10
95	71	170	186	174
105	350	529	676	704
115	644	765	998	1189
125	934	1007	1179	1338
135	1199	1241	1347	1465
145	1421	1446	1499	1568
155	1597	1609	1622	1651
165	1715	1720	1715	1723
175	1772	1775	1764	1757
180	1769	1769	1769	1769



LEGEND:
0-deg. - - - -
45-deg. - - -
90-deg. - - -

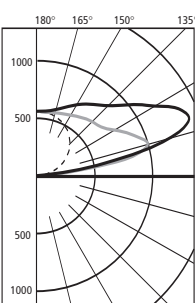
ZONAL LUMEN SUMMARY			
ZONE	LUMENS	%LAMP	%FIXT
0-30	90	1.1	1.4
0-40	144	1.7	2.2
0-60	236	2.8	3.6
0-90	297	3.5	4.6
90-120	1771	21.1	27.2
90-130	2822	33.6	43.3
90-150	4810	57.3	73.9
90-180	6216	74.0	95.4
0-180	6513	77.5	100.0

S12P: 1 T5HO-WSO LSI REPORT 18561



98% Uplight
2% Downlight

EFFICIENCY = 87.7%



CANDELA DISTRIBUTION		FLUX		
0.0	22.5	45.0	67.5	90.0
0	19	19	19	19
5	19	20	20	19
15	19	18	18	20
25	18	17	17	17
35	15	15	16	16
45	12	12	14	14
55	9	10	12	14
65	6	8	11	13
75	4	6	10	12
85	2	3	7	9
90	0	6	5	10
95	29	243	191	155
105	121	462	965	1134
115	225	430	874	1239
125	319	456	713	991
135	398	483	666	807
145	462	511	627	719
155	509	535	587	644
165	541	552	569	587
175	557	560	561	562
180	559	559	559	559



LEGEND:
0-deg. - - - -
45-deg. - - -
90-deg. - - -

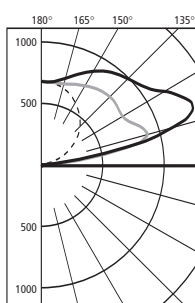
ZONAL LUMEN SUMMARY			
ZONE	LUMENS	%LAMP	%FIXT
0-30	14	0.33	0.38
0-40	24	0.54	0.62
0-60	45	1.02	1.16
0-90	73	1.63	1.85
40-90	48	1.08	1.23
60-90	27	0.61	0.69
90-180	3875	86.11	98.15
0-180	3948	87.74	100.00

S12P: 1 T5HO-EP LSI REPORT 18559



99% Uplight
1% Downlight

EFFICIENCY = 90.1%



CANDELA DISTRIBUTION		FLUX		
0.0	22.5	45.0	67.5	90.0
0	13	13	13	13
5	13	13	13	13
15	13	13	13	13
25	13	12	13	13
35	10	11	11	11
45	9	9	10	11
55	6	8	9	11
65	4	6	9	12
75	3	6	9	11
85	2	5	9	9
90	0	3	4	5
95	23	193	116	74
105	109	391	891	1029
115	223	435	804	1161
125	339	503	770	993
135	446	561	784	938
145	536	603	759	877
155	605	630	720	797
165	653	662	681	710
175	677	681	679	677
180	679	679	679	679



LEGEND:
0-deg. - - - -
45-deg. - - -
90-deg. - - -

ZONAL LUMEN SUMMARY			
ZONE	LUMENS	%LAMP	%FIXT
0-30	10	0.24	0.26
0-40	17	0.39	0.43
0-60	34	0.76	0.84
0-90	57	1.28	1.42
40-90	39	0.89	0.99
60-90	23	0.52	0.58
90-180	3996	88.81	98.58
0-180	4054	90.09	100.00

Product Photometry and ies files are also available online at www.finelite.com.
For layouts or additional photometry, contact your local representative or the factory.

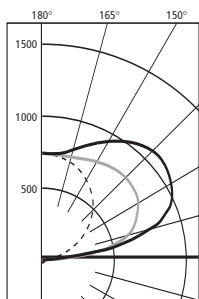
S12P: 1 T5HO-91W

LSI REPORT 18560



98% Uplight
2% Downlight

EFFICIENCY = 85.3%



CANDELA DISTRIBUTION		FLUX		
0.0	22.5	45.0	67.5	90.0
0	15	15	15	15
5	15	13	14	14
15	14	14	15	14
25	12	13	14	13
35	11	11	12	13
45	10	9	11	11
55	7	8	9	12
65	4	6	10	11
75	3	5	9	10
85	1	3	7	8
90	0	3	5	6
95	34	149	156	108
105	129	322	601	715
115	256	427	723	917
125	381	504	797	983
135	494	579	814	997
145	589	638	797	936
155	661	682	768	857
165	710	722	741	774
175	735	743	742	744
180	742	742	742	742

LIGHTING SCIENCES

LEGEND:
0-deg. - - - -
45-deg. - - - -
90-deg. - - - -

ZONAL LUMEN SUMMARY

ZONE	LUMENS	%LAMP	%FIXT
0-30	11	0.25	0.29
0-40	18	0.42	0.49
0-60	35	0.80	0.93
0-90	59	1.32	1.55
40-90	40	0.90	1.05
60-90	23	0.52	0.61
90-180	3780	84.01	98.45
0-180	3839	85.33	100.00

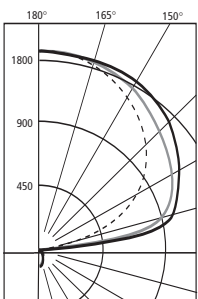
S12P: 2 T5HO-EP

LSI REPORT 17438



95% Uplight
5% Downlight

EFFICIENCY = 84.6%



CANDELA DISTRIBUTION		FLUX		
0.0	22.5	45.0	67.5	90.0
0	150	150	150	150
5	149	148	148	149
15	142	142	143	143
25	127	127	130	133
35	106	108	112	116
45	79	81	89	96
55	48	54	68	80
65	19	31	49	64
75	1	11	30	45
85	0	0	9	22
90	0	0	8	13
95	38	224	305	323
105	377	600	904	1082
115	718	858	1127	1351
125	1044	1134	1301	1475
135	1332	1406	1519	1604
145	1578	1629	1704	1765
155	1765	1780	1832	1863
165	1893	1892	1910	1920
175	1958	1950	1953	1943
180	1954	1954	1954	1954

LIGHTING SCIENCES

LEGEND:
0-deg. - - - -
45-deg. - - - -
90-deg. - - - -

ZONAL LUMEN SUMMARY

ZONE	LUMENS	%LAMP	%FIXT
0-30	113	1.26	1.50
0-40	183	2.03	2.41
0-60	311	3.46	4.10
0-90	399	4.44	5.25
40-90	216	2.41	2.85
60-90	88	0.98	1.16
90-180	7210	80.12	94.75
0-180	7610	84.56	100.00

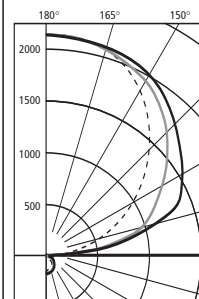
S12P: 2 T5HO-91W

LSI REPORT 16977



94% Uplight
6% Downlight

EFFICIENCY = 90.1%



CANDELA DISTRIBUTION		FLUX		
0.0	22.5	45.0	67.5	90.0
0	168	168	168	168
5	167	166	167	170
15	160	157	161	161
25	145	144	148	150
35	120	122	127	133
45	93	94	107	115
55	60	68	82	94
65	31	45	62	77
75	13	22	43	58
85	1	7	21	33
90	0	4	12	22
95	88	236	291	235
105	431	603	922	979
115	809	931	1165	1357
125	1157	1246	1402	1534
135	1463	1542	1657	1735
145	1722	1776	1859	1930
155	1926	1942	1995	2040
165	2064	2067	2086	2092
175	2135	2132	2134	2124
180	2137	2137	2137	2137

LIGHTING SCIENCES

LEGEND:
0-deg. - - - -
45-deg. - - - -
90-deg. - - - -

ZONAL LUMEN SUMMARY

ZONE	LUMENS	%LAMP	%FIXT
0-30	128	1.43	1.59
0-40	208	2.32	2.57
0-60	362	4.03	4.47
0-90	485	5.39	5.99
40-90	276	3.08	3.41
60-90	122	1.36	1.52
90-180	7622	84.70	94.01
0-180	8108	90.09	100.00

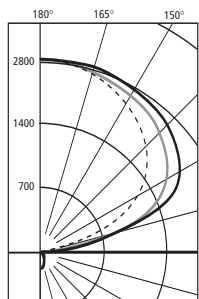
S12P: 3 T5HO-EP

LSI REPORT 17439



95% Uplight
5% Downlight

EFFICIENCY = 88.9%



CANDELA DISTRIBUTION		FLUX		
0.0	22.5	45.0	67.5	90.0
0	211	211	211	211
5	211	208	212	210
15	203	200	201	202
25	184	184	186	189
35	152	156	161	168
45	121	124	135	144
55	84	87	104	121
65	46	54	79	101
75	20	29	58	75
85	4	9	29	49
90	0	10	18	40
95	118	387	423	404
105	608	965	1394	1618
115	1139	1400	1832	2147
125	1643	1818	2125	2407
135	2087	2222	2436	2608
145	2461	2562	2696	2823
155	2752	2792	2880	2943
165	2950	2963	2993	3013
175	3051	3048	3050	3039
180	3049	3049	3049	3049

LIGHTING SCIENCES

LEGEND:
0-deg. - - - -
45-deg. - - - -
90-deg. - - - -

ZONAL LUMEN SUMMARY

ZONE	LUMENS	%LAMP	%FIXT
0-30	162	1.20	1.35
0-40	262	1.95	2.19
0-60	458	3.40	3.82
0-90	622	4.61	5.19
40-90	359	2.66	2.99
60-90	163	1.21	1.37
90-180	11384	84.33	94.81
0-180	12007	88.94	100.00

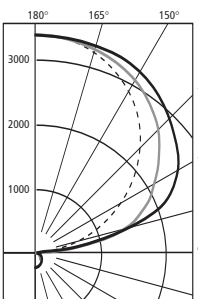
S12P: 3 T5HO-91W

LSI REPORT 16976



95% Uplight
5% Downlight

EFFICIENCY = 95.5%



CANDELA DISTRIBUTION		FLUX		
0.0	22.5	45.0	67.5	90.0
0	227	227	227	227
5	227	225	226	225
15	215	214	217	219
25	194	195	200	204
35	164	167	174	182
45	125	130	143	157
55	83	93	114	130
65	45	57	87	117
75	18	32	58	78
85	2	10	28	44
90	1	9	18	29
95	132	333	303	234
105	685	1049	1454	1522
115	1269	1563	1958	2248
125	1825	2024	2329	2575
135	2309	2467	2698	2938
145	2719	2827	2979	3125
155	3038	3080	3173	3255
165	3253	3273	3296	3319
175	3367	3370	3361	3351
180	3369	3369	3369	3369

LIGHTING SCIENCES

LEGEND:
0-deg. - - - -
45-deg. - - - -
90-deg. - - - -

ZONAL LUMEN SUMMARY

ZONE	LUMENS	%LAMP	%FIXT
0-30	173	1.29	1.35
0-40	281	2.09	2.19
0-60	492	3.65	3.82
0-90	663	4.92	5.15
40-90	381	2.83	2.96
60-90	170	1.26	1.32
90-180	12228	90.59	94.85
0-180	12892	95.50	100.00

Product Photometry and ies files are also available online at www.finelite.com.
For layouts or additional photometry, contact your local representative or the factory.

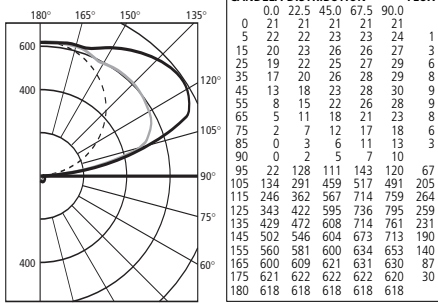
S12WM P: 1 T8-EP

LSI REPORT 18564



97% Uplight
3% Downlight

EFFICIENCY = 75.7%



LIGHTING SCIENCES

LEGEND:
0-deg. - - - -
45-deg. _____
90-deg. _____

ZONAL LUMEN SUMMARY				
ZONE	LUMENS	%LAMP	%FIXT	
0-30	17	0.57	0.75	
0-40	28	0.94	1.24	
0-60	50	1.68	2.22	
0-90	69	2.31	3.05	
40-90	41	1.37	1.81	
60-90	18	0.63	0.83	
90-180	2203	73.44	96.95	
0-180	2272	75.75	100.00	

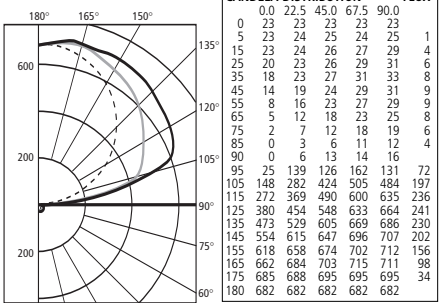
S12WM P: 1 T8-91W

LSI REPORT 18562



97% Uplight
3% Downlight

EFFICIENCY = 77.3%



LIGHTING SCIENCES

LEGEND:
0-deg. - - - -
45-deg. _____
90-deg. _____

ZONAL LUMEN SUMMARY				
ZONE	LUMENS	%LAMP	%FIXT	
0-30	18	0.60	0.78	
0-40	29	1.00	1.29	
0-60	53	1.79	2.32	
0-90	74	2.48	3.20	
40-90	44	1.48	1.91	
60-90	20	0.68	0.88	
90-180	2244	74.80	96.80	
0-180	2318	77.28	100.00	

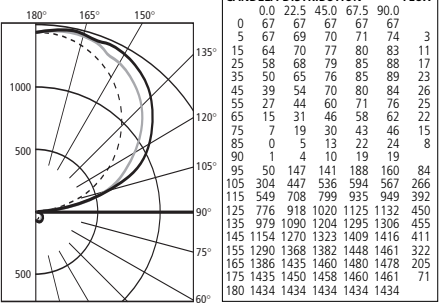
S12WM P: 2 T8-EP

LSI REPORT 18565



95% Uplight
5% Downlight

EFFICIENCY = 74.9%



LIGHTING SCIENCES

LEGEND:
0-deg. - - - -
45-deg. _____
90-deg. _____

ZONAL LUMEN SUMMARY				
ZONE	LUMENS	%LAMP	%FIXT	
0-30	52	0.88	1.17	
0-40	86	1.44	1.92	
0-60	152	2.55	3.40	
0-90	203	3.38	4.52	
40-90	116	1.95	2.60	
60-90	50	0.84	1.12	
90-180	4293	71.55	95.48	
0-180	4496	74.94	100.00	

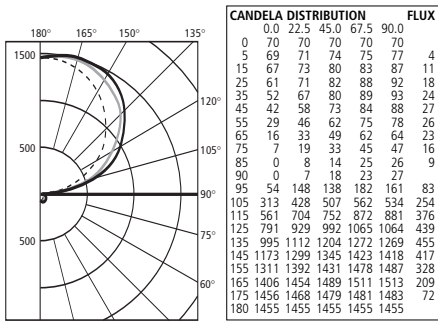
S12WM P: 2 T8-91W

LSI REPORT 18563



95% Uplight
5% Downlight

EFFICIENCY = 75.4%



LIGHTING SCIENCES

LEGEND:
0-deg. - - - -
45-deg. _____
90-deg. _____

ZONAL LUMEN SUMMARY				
ZONE	LUMENS	%LAMP	%FIXT	
0-30	54	0.92	1.21	
0-40	90	1.50	1.99	
0-60	160	2.67	3.54	
0-90	213	3.56	4.72	
40-90	123	2.06	2.73	
60-90	53	0.89	1.18	
90-180	4312	71.87	95.28	
0-180	4525	75.43	100.00	

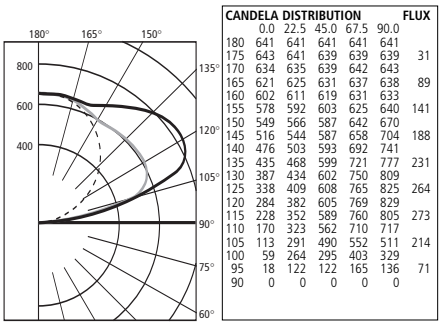
S12WM I: 1 T8-EP

LSI REPORT 18593



100% Uplight
0% Downlight

EFFICIENCY = 77.3%



LIGHTING SCIENCES

LEGEND:
0-deg. - - - -
45-deg. _____
90-deg. _____

ZONAL LUMEN SUMMARY				
ZONE	LUMENS	%LAMP	%FIXT	
180-150	502	16.75	21.68	
180-140	839	27.99	36.22	
180-120	1613	53.78	69.58	
180-90	2318	77.29	100.00	
140-90	1478	49.30	63.78	
120-90	705	23.51	30.42	
0-90	0	0.00	0.00	
0-180	2318	77.29	100.00	

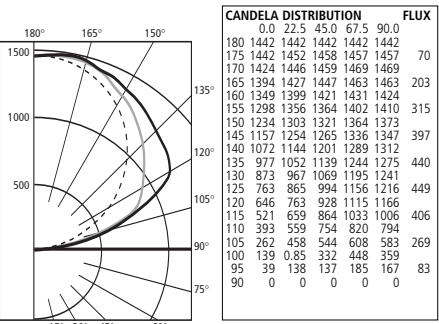
S12WM P: 2 T8-EP

LSI REPORT 18594



100% Uplight
0% Downlight

EFFICIENCY = 72.2%



LIGHTING SCIENCES

LEGEND:
0-deg. - - - -
45-deg. _____
90-deg. _____

ZONAL LUMEN SUMMARY				
ZONE	LUMENS	%LAMP	%FIXT	
180-150	1123	18.72	25.91	
180-140	1838	30.65	42.42	
180-120	3300	55.00	76.14	
180-90	4334	72.24	100.00	
140-90	2495	41.59	57.58	
120-90	1034	17.24	23.86	
0-90	0	0.00	0.00	
0-180	4334	72.24	100.00	

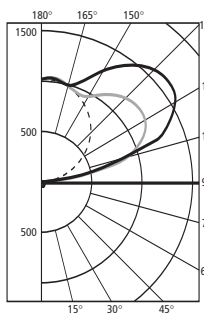
Product Photometry and ies files are also available online at www.finelite.com.
For layouts or additional photometry, contact your local representative or the factory.

S12WM P: 1 T5HO-EP LSI REPORT 18568



97% Uplight
3% Downlight

EFFICIENCY = 89.5%



CANDELA DISTRIBUTION		FLUX		
0.0	22.5	45.0	67.5	90.0
0	34	34	34	34
5	35	33	37	35
15	33	34	38	40
25	30	34	39	42
35	25	32	38	43
45	21	29	35	42
55	14	24	32	39
65	8	18	28	33
75	5	13	19	27
85	0	6	12	19
90	0	2	7	11
95	32	207	116	131
105	201	576	842	859
115	381	697	1135	1378
125	548	739	1216	1514
135	696	754	1179	1463
145	821	851	1054	1263
155	918	943	947	1057
165	984	1021	994	997
175	1017	1029	1039	1041
180	1014	1014	1014	1014

LIGHTING SCIENCES

LEGEND:
0-deg. - - - -
45-deg. - - - -
90-deg. - - - -

ZONAL LUMEN SUMMARY

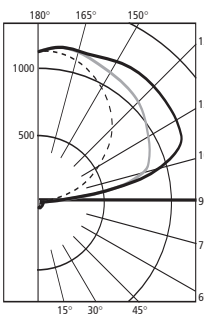
ZONE	LUMENS	%LAMP	%FIXT
0-30	26	0.58	0.65
0-40	42	0.95	1.06
0-60	77	1.72	1.92
0-90	110	2.46	2.75
40-90	67	1.51	1.69
60-90	33	0.74	0.86
90-180	3915	87.01	97.25
0-180	4026	89.48	100.00

S12WM P: 1 T5HO-91W LSI REPORT 18566



97% Uplight
3% Downlight

EFFICIENCY = 90.2%



CANDELA DISTRIBUTION		FLUX		
0.0	22.5	45.0	67.5	90.0
0	38	38	38	38
5	37	39	39	41
15	35	40	42	44
25	33	38	43	49
35	29	35	42	50
45	23	31	39	49
55	16	27	35	44
65	9	21	30	39
75	3	15	23	31
85	0	6	11	20
90	0	1	16	21
95	38	290	225	270
105	227	519	800	939
115	426	653	917	1112
125	611	771	986	1149
135	773	883	1057	1179
145	909	1009	1089	1180
155	1014	1089	1115	1161
165	1087	1140	1155	1166
175	1125	1135	1148	1148
180	1114	1114	1114	1114

LIGHTING SCIENCES

LEGEND:
0-deg. - - - -
45-deg. - - - -
90-deg. - - - -

ZONAL LUMEN SUMMARY

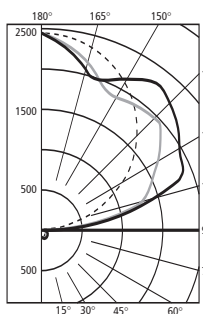
ZONE	LUMENS	%LAMP	%FIXT
0-30	29	0.65	0.72
0-40	48	1.07	1.19
0-60	87	1.95	2.16
0-90	126	2.81	3.12
40-90	78	1.74	1.93
60-90	38	0.86	0.95
90-180	3932	87.39	96.88
0-180	4059	90.20	100.00

S12WM P: 2 T5HO-EP LSI REPORT 18569



97% Uplight
3% Downlight

EFFICIENCY = 85.5%



CANDELA DISTRIBUTION		FLUX		
0.0	22.5	45.0	67.5	90.0
0	87	87	87	87
5	87	90	92	95
15	84	92	95	100
25	74	84	95	108
35	63	79	95	106
45	51	68	87	100
55	36	52	74	90
65	20	40	58	74
75	8	27	40	55
85	1	11	19	29
90	0	25	24	29
95	69	418	408	518
105	491	836	1265	1451
115	924	1212	1507	1817
125	1320	1383	1788	2022
135	1667	1509	1972	2206
145	1963	1791	1924	2142
155	2194	2048	1898	1995
165	2355	2275	2161	2125
175	2436	2414	2374	2371
180	2444	2444	2444	2444

LIGHTING SCIENCES

LEGEND:
0-deg. - - - -
45-deg. - - - -
90-deg. - - - -

ZONAL LUMEN SUMMARY

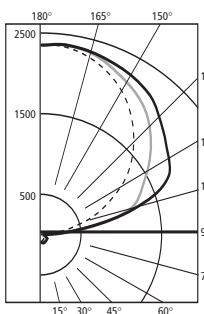
ZONE	LUMENS	%LAMP	%FIXT
0-30	67	0.75	0.87
0-40	109	1.22	1.42
0-60	192	2.14	2.51
0-90	260	2.90	3.39
40-90	150	1.68	1.96
60-90	67	0.75	0.88
90-180	7437	82.64	96.61
0-180	7698	85.54	100.00

S12WM P: 2 T5HO-91W LSI REPORT 18567



96% Uplight
4% Downlight

EFFICIENCY = 85.2%



CANDELA DISTRIBUTION		FLUX		
0.0	22.5	45.0	67.5	90.0
0	91	91	91	91
5	88	92	98	98
15	83	92	95	106
25	74	87	103	111
35	66	84	98	108
45	52	76	90	103
55	37	55	74	92
65	11	40	60	74
75	8	24	40	58
85	1	11	32	32
90	0	25	30	46
95	79	376	326	376
105	518	789	1118	1254
115	930	1152	1388	1677
125	1305	1475	1657	1854
135	1633	1756	1911	2053
145	1911	2043	2096	2227
155	2128	2211	2224	2290
165	2280	2335	2343	2361
175	2355	2369	2371	2374
180	2349	2349	2349	2349

LIGHTING SCIENCES

LEGEND:
0-deg. - - - -
45-deg. - - - -
90-deg. - - - -

ZONAL LUMEN SUMMARY

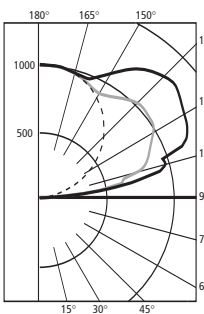
ZONE	LUMENS	%LAMP	%FIXT
0-30	69	0.77	0.90
0-40	112	1.26	1.47
0-60	199	2.21	2.60
0-90	269	3.00	3.52
40-90	156	1.74	2.05
60-90	70	0.78	0.92
90-180	7401	82.24	96.48
0-180	7671	85.23	100.00

S12WM I: 1 T5HO-EP LSI REPORT 18595



100% Uplight
0% Downlight

EFFICIENCY = 82.5%



CANDELA DISTRIBUTION		FLUX		
0.0	22.5	45.0	67.5	90.0
180	990	990	990	990
175	994	989	987	989
170	982	979	981	985
165	961	962	964	971
160	932	937	938	952
155	894	903	910	944
150	850	861	893	1001
145	799	827	919	1060
140	739	762	962	1160
135	674	710	1005	1204
130	603	680	1018	1231
125	527	661	1007	1220
120	445	644	976	1173
115	358	611	908	1134
110	267	551	857	1082
105	178	472	765	871
100	93	418	622	850
95	30	268	273	357
90	0	0	0	0

LIGHTING SCIENCES

LEGEND:
0-deg. - - - -
45-deg. - - - -
90-deg. - - - -

ZONAL LUMEN SUMMARY

ZONE	LUMENS	%LAMP	%FIXT
180-90	771	17.15	20.79
180-140	1309	29.11	35.28
180-120	2566	57.04	69.14
180-90	3712	81.49	100.00
140-90	2402	53.39	64.72
120-90	1145	25.46	30.86
0-90	0	0.00	0.00
0-180	3712	82.49	100.00