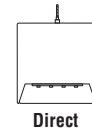
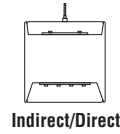


Pendant Mounting and Feed Guide HPX



FINELITE®
Better Lighting

Customer: _____ Job: _____ PO: _____

SUSPENSION TYPE

Fully Adjustable
1/4 X 20 threaded coupler

50"- Standard
89512

100" - 89153

150" - 89514

Custom

Stem

(Select distance between threads)

9"

12"

15"

21"

24"

select suspension

Contact factory for additional lengths

MOUNTING HARDWARE

On-Grid 1" T-Bar Support
94001

C1

On-Grid 9/16" T-Bar Support
94020

C2

On-Grid 9/16" Screw Slot T-Bar Support
94029

C3

Caddy 512 HD Between T-Bar Supports
89316

9/16" Screw Slot HD With Extended Stud For Tegular Tile
94029 & 94067

POWER FEED

Straight 18/5 SJT Cord
96105

1 Circuit +
0-10V Dimming

Standard For ID only
1 feed controls up and down light together.

Optional For ID only
2 feed controls up and down light separately

Straight 18/3 SJT Cord
96099

No 0-10V Dimming Control

Straight 18/4 SJT Cord
2 Circuit
96100

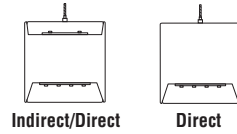
No 0-10V Dimming Control

Stem Feed

Cord and Plug

© 2020 FINELITE, INC. ALL RIGHTS RESERVED CP60106 EFFECTIVE DATE: 01/10/20

Pendant Mounting and Feed Guide HPX



FINELITE®
Better Lighting

Customer: _____ Job: _____ PO: _____

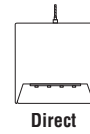
Finelite Standard	<p>Power Connection & Support</p> <p><input type="checkbox"/> Finelite GridBox™ Flex supplied by others.</p> <p>89330</p>	<p>Non-Power Connection & Support</p> <p><input type="checkbox"/> 2" Canopy</p> <p>89331</p>
--------------------------	--	---

* Supplied with 5" Canopy.

Options	<p><input type="checkbox"/> Dual GridBox™ Connection</p> <p>89332 Flex supplied by others.</p>	<p><input type="checkbox"/> GridBox™ Connection Tegular Tile</p> <p>89335</p>	<p><input type="checkbox"/> 3.5" Canopy</p> <p>89333</p>	<p><input type="checkbox"/> 2" Canopy Tegular Tile</p> <p>89200</p>	
	<p><input type="checkbox"/> J-Box Feed Support*</p> <p>89111</p>	<p><input type="checkbox"/> Stem Feed Support J-Box*</p> <p>89120</p>	<p><input type="checkbox"/> J-Box Support*</p> <p>89210</p>		
Options	<p><input type="checkbox"/> Offset J-Box Surface Mount*</p> <p>↔ up to 24" ↔</p> <p>81113</p>	<p><input type="checkbox"/> Offset J-Box T-Bar Support*</p> <p>89106</p>	<p><input type="checkbox"/> Stem Support*</p> <p>89120</p>		
	<p><input type="checkbox"/> Dual Offset J-Box Surface Mount*</p> <p>↔ up to 24" ↔</p> <p>81111</p>	<p><input type="checkbox"/> Dual Offset J-Box T-Bar Support*</p> <p>89107</p>	<p><input type="checkbox"/> Surface Mount (Standard)</p> <p>89225</p>	<p><input type="checkbox"/> Surface Mount (Optional)</p> <p>89334</p>	
Options	<p><input type="checkbox"/> Custom Power Connection</p>	<p><input type="checkbox"/> No Power Connection</p>	<p><input type="checkbox"/> Custom Non-Power Connection</p>	<p><input type="checkbox"/> No Connection</p>	

Hardware compatible with 4" octagonal J-Box. Consult Finelite Customer Service for pricing on all options.

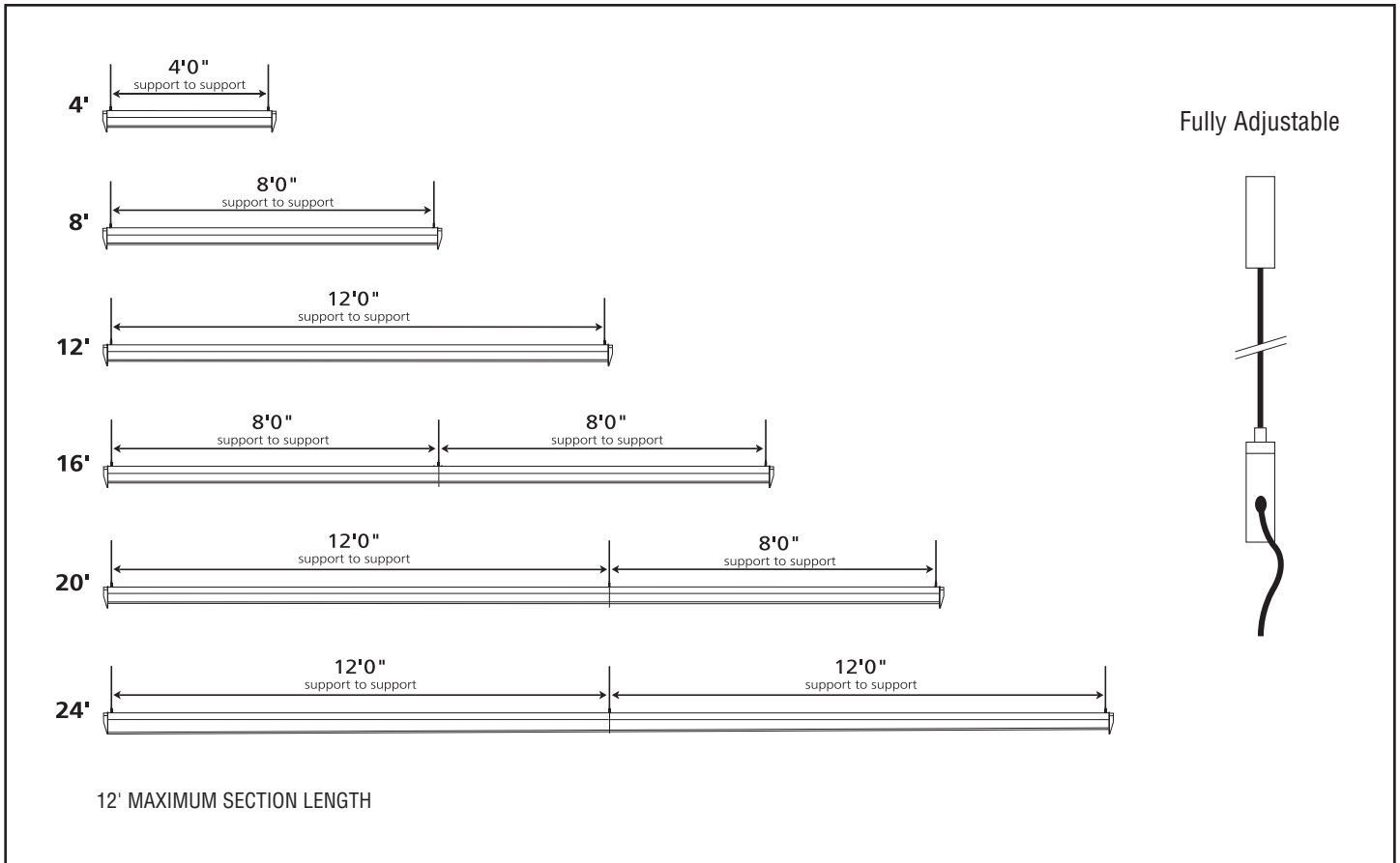
Pendant Mounting and Feed Guide HPX



FINELITE[®]
Better Lighting

Customer: _____ Job: _____ PO: _____

Standard Fixture Lengths & Support Locations



© 2020 FINELITE, INC. ALL RIGHTS RESERVED CP60106 EFFECTIVE DATE: 01/10/20