


FINELITE

High Performance Recessed (HPR) 2x2 - Air Return



Date

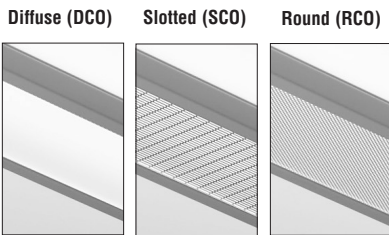
Project

Type

Comments

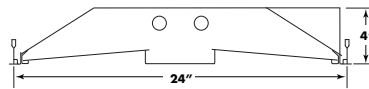
DESCRIPTION

HPR is a highly effective recessed luminaire delivering excellent visual comfort and outstanding performance for office, school, healthcare, and retail applications. Advanced optical designs make HPR a powerful solution for low-ceiling applications and eliminate the shadows common to other recessed products. HPR Air Return effectively removes air from the space with little change to the luminaire aesthetic.



CENTER SHIELDING OPTIONS:

HPR is available with three different center-shielding options: a diffuse center optic, a slotted center optic, and a round center optic.

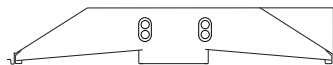


T8 (1, 2, or 3)

T5 / T5HO (1, 2, or 3)

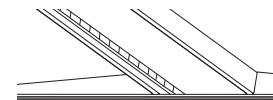
DIMENSIONS / LIGHT ENGINE:

Available in 1, 2, or 3 T8, T5 or T5HO lamps.

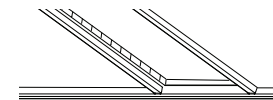


BIAX LAMP OPTIONS:

Available in 1 or 2 lamp FT 40, 50, or 55W high lumen TT5 cross sections.



HPR-A Angled



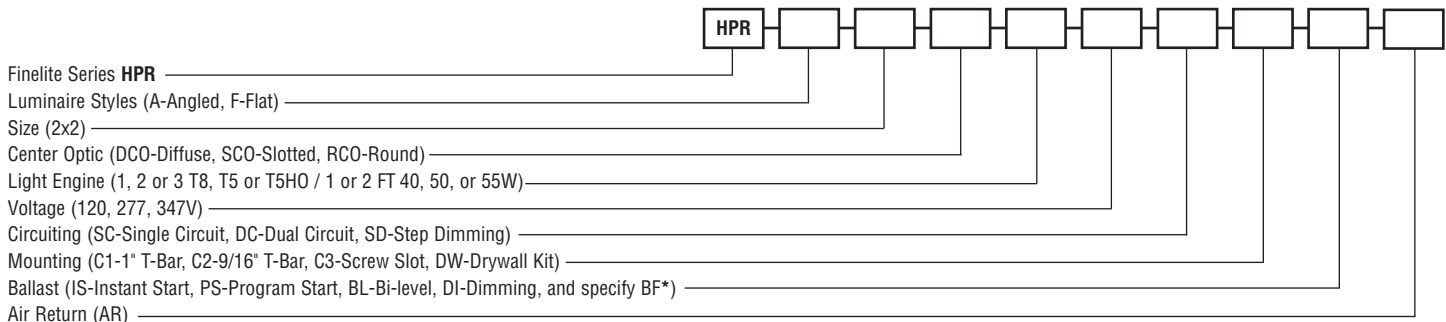
HPR-F Flat

LUMINAIRE STYLES:

HPR-A features lenses angled toward the center-shielding element. HPR-F features lenses parallel to the ceiling plane.

ORDERING GUIDE

Sample Number: HPR - F - 2x2 - DCO - 1T8 - 277 - SC - C1 - IS.88 - AR



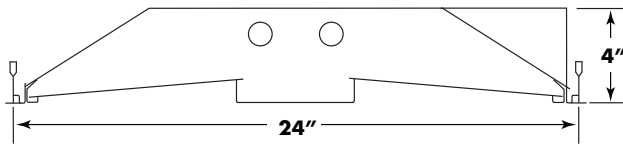
* Standard 0.88 for T8 lamps, 1.0 for T5 or T5HO. Contact factory for available ballasts factors.

Contact factory for Master/Satellite and factory-supplied whip options.

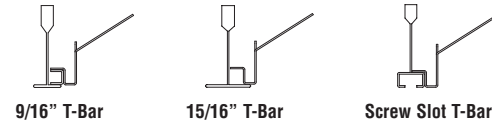
FINELITE

High Performance Recessed (HPR) 2x2 - Air Return

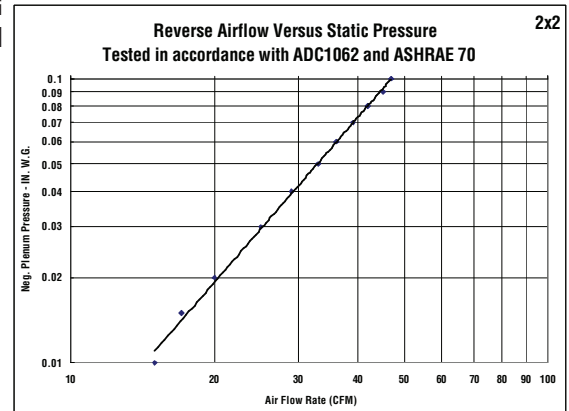
DIMENSIONS



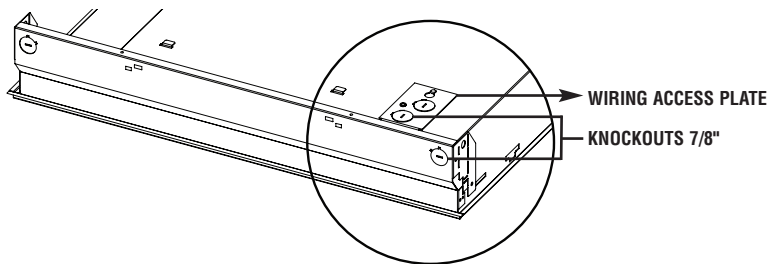
CEILING SYSTEM INFORMATION



AIR HANDLING INFORMATION



WIRING ACCESS DETAIL



SPECIFICATIONS

CONSTRUCTION: Fixture assembly constructed using die-formed 20-gauge cold-rolled steel housing and ends. All components are hard-tooled to tolerances of 0.010". Ballast compartment is accessible from below. Optical system retained using hinged door frame assembly to provide easy access to ballast compartment and for re-lamping from below without the need of tools. Seismic brackets are integrated into the fixture assembly. Additional wire entrances are positioned on the ends of the housing to allow easy wiring access for the installer.

REFLECTORS: Die-formed 20-gauge cold-rolled steel reflectors are finished in 96 LG high reflectance matte white powder coat paint.

OPTICAL SYSTEM: Optical system components include side lens panels and a center optic element held in place with a frame constructed from die-formed cold-rolled steel. The side lenses are UV-stabilized and impact-resistant frosted virgin acrylic, 0.080 thick. They are either angled toward the center optic or parallel to the ceiling plane.

Available options for the center optic elements:

Diffuse Center Optic: UV-stabilized and impact-resistant frosted virgin acrylic. Optional Soft Glow Optic (SGO) available for T8 only.

Slotted Center Optic: Die-formed cold-rolled steel panel with 1/16" x 1/2" rectangular hole pattern. Virgin acrylic overlay.

Round Center Optic: Die-formed cold-rolled steel panel with precision-punched 3/32" round hole pattern arranged in staggered formation. Virgin acrylic overlay.

LIGHT ENGINE: Available in 1, 2, or 3 T8, T5, or T5HO lamp cross sections. Available in 1 or 2 lamp FT 40, 50, or 55W high lumen PL TT5 cross sections.

BALLAST: UL listed Class P. Electronic instant-start ballast <10% THD, 0.88 BF standard for T8 lamps. Electronic program-start ballasts <10% THD, 1.0 BF standard for T5/T5HO lamps. Contact factory for available BF's. Optional adders: program-start ballasts (standard for T5/T5HO), 347V, emergency battery packs, dimming or bi-level ballasts (controls by others).

ELECTRICAL: Fixtures and electrical components are ETL listed conforming to UL1598 in the USA and Canada, and ETL listed certified to CAN/CSA C22.2 No. 250.0. In accordance with NEC code 410.73 (G) this luminaire contains an internal ballast disconnect.

MOUNTING: Standard flange design works with most lay-in ceiling types. Integral pryout tabs secure luminaire to ceiling grid from above. Fixture offers tie-in locations for tie-wire on all corners. Consult local code for appropriate tie-wire recommendations. Drywall Kit available.

AIR RETURN: Luminaire tested in accordance with ADC1062 and ASHRAE 70. Air Return slots positioned on the center optic. Diffuse Center Optic (DCO) is placed above the air return slots. Other center optics are positioned below the air return slots.

FEED: 18-gauge wire standard.

FINISH: Housing and door assembly painted with 96 LG high reflectance matte white powder coat paint. Available in matte white only.

WIRING: Master / Satellite wiring available. Contact factory for configuration options. Optional whips (with flex connectors) supplied in a max. of 11' lengths.

WEIGHT: Maximum weight: 2x2 - 16 lbs.