

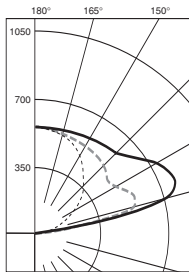
Product Photometry and ies files are also available online at www.finelite.com.
For layouts or additional photometry, contact your local representative or the factory.

S3: 1 T8 - EP



EFFICIENCY = 86.5%

99% Uplight
1% Downlight
(ITL Report 47800)



CANDELA DISTRIBUTION					FLUX
0.0	22.5	45	67.5	90.0	
0	2	2	2	2	2
5	3	3	3	2	1
15	3	3	4	4	4
25	2	3	4	4	3
35	1	3	3	4	3
45	1	2	3	3	2
55	1	2	3	2	2
65	1	2	2	2	2
75	1	2	2	2	2
85	0	2	2	2	2
90	0	0	1	0	1
95	14	138	128	99	89
105	85	258	522	664	705
115	182	266	507	692	747
125	276	331	443	601	657
135	363	398	467	530	561
145	436	457	497	537	552
155	494	505	524	544	552
165	534	538	543	548	551
175	552	556	553	549	550
180	553	553	553	553	553



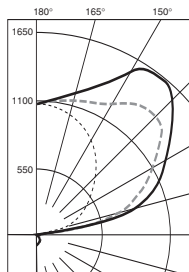
ZONAL LUMEN SUMMARY				
ZONE	LUMENS	%LAMP	%FIXT	
0-30	3	0.1	0.1	
0-40	5	0.2	0.2	
0-60	8	0.3	0.3	
0-90	14	0.5	0.5	
90-120	1091	35.8	41.3	
90-130	1506	49.4	57.1	
90-150	2177	71.4	82.5	
90-180	2626	86.1	99.5	
0-180	2640	86.5	100.0	

S3: 2 T8 - EP



EFFICIENCY = 92.0%

97% Uplight
3% Downlight
(ITL Report 47706)



CANDELA DISTRIBUTION					FLUX
0.0	22.5	45	67.5	90.0	
0	88	88	88	88	88
5	89	90	90	89	85
15	84	84	88	90	93
25	75	80	84	79	65
35	62	71	47	25	21
45	47	56	19	21	19
55	32	22	15	12	10
65	15	10	8	8	7
75	2	4	3	4	3
85	0	0	0	0	0
90	3	1	6	0	0
95	29	210	194	221	183
105	179	519	706	814	806
115	361	790	963	1088	1145
125	544	894	1236	1336	1350
135	710	927	1351	1551	1582
145	848	997	1280	1517	1598
155	959	1049	1174	1295	1378
165	1034	1073	1131	1165	1193
175	1071	1071	1080	1076	1089
180	1066	1066	1066	1066	1066



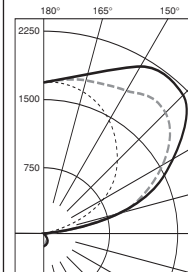
ZONAL LUMEN SUMMARY				
ZONE	LUMENS	%LAMP	%FIXT	
0-30	69	1.1	1.2	
0-40	99	1.6	1.8	
0-60	139	2.3	2.5	
0-90	152	2.5	2.7	
90-120	1764	28.9	31.4	
90-130	2752	45.1	49.0	
90-150	4497	73.7	80.1	
90-180	5463	89.6	97.3	
0-180	5614	92.0	100.0	

S3: 3 T8 - EP



EFFICIENCY = 85.2%

97% Uplight
3% Downlight
(ITL Report 47801)



CANDELA DISTRIBUTION					FLUX
0.0	22.5	45	67.5	90.0	
0	120	120	120	120	
5	121	123	123	116	12
15	114	116	119	125	34
25	101	108	118	105	102
35	85	98	74	43	39
45	66	79	35	31	28
55	47	40	26	22	18
65	26	19	16	16	14
75	8	11	10	10	8
85	2	6	5	5	4
90	0	3	3	3	2
95	49	182	167	162	144
105	290	698	822	872	854
115	593	1072	1343	1452	1465
125	883	1277	1690	1859	1917
135	1142	1396	1860	2108	2161
145	1366	1542	1853	2122	2206
155	1541	1651	1799	1941	2019
165	1664	1711	1782	1829	1857
175	1721	1730	1736	1733	1741
180	1724	1724	1724	1724	1724



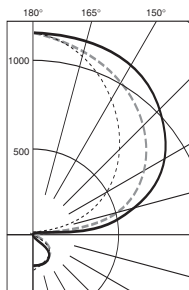
ZONAL LUMEN SUMMARY				
ZONE	LUMENS	%LAMP	%FIXT	
0-30	95	1.0	1.2	
0-40	141	1.5	1.8	
0-60	204	2.2	2.6	
0-90	238	2.6	3.0	
90-120	2175	23.8	27.9	
90-130	3565	39.0	45.7	
90-150	6064	66.3	77.7	
90-180	7562	82.6	97.0	
0-180	7800	85.2	100.0	

S3: 2 T8 - 91 WHITE



TOTAL LUMINAIRE EFFICIENCY = 77.3%
TOTAL REFLECTANCE OF PAINT = 91.1%

94% Uplight
6% Downlight
(ITL Report 43330)



CANDELA DISTRIBUTION					FLUX
0.0	22.5	45	67.5	90.0	
0	176	176	176	176	176
5	176	163	158	158	170
15	164	162	160	161	148
25	143	133	139	134	118
35	117	113	97	78	60
45	85	84	47	30	26
55	54	50	21	18	17
65	25	19	13	13	12
75	7	8	8	8	7
85	2	4	4	3	3
90	1	6	10	8	13
95	25	151	163	200	174
105	167	350	496	584	588
115	355	520	667	773	798
125	540	663	798	896	926
135	706	787	898	986	1013
145	849	898	973	1040	1063
155	958	982	1022	1051	1077
165	1029	1037	1049	1061	1070
175	1064	1061	1058	1054	1057
180	1059	1059	1059	1059	1059



ZONAL LUMEN SUMMARY				
ZONE	LUMENS	%LAMP	%FIXT	
0-30	121	2.1	2.8	
0-40	181	3.2	4.1	
0-60	252	4.4	5.7	
0-90	280	4.9	6.4	
90-120	1275	22.4	29.0	
90-130	1968	34.5	44.7	
90-150	3255	57.1	73.9	
90-180	4125	72.4	93.6	
0-180	4405	77.3	100.0	