

FINELITE

Series 12-ID DCO Photometric Reports

Product Photometry and ies files are also available online at www.finelite.com.
For layouts or additional photometry, contact your local representative or the factory.

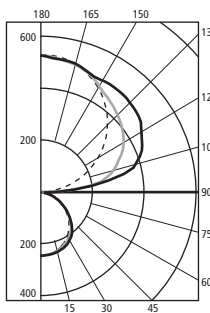
S12ID: DCO-OPEN-1T8-91W

LSI REPORT 29703



75% Uplight
25% Downlight

EFFICIENCY = 89.4%



CANDELA DISTRIBUTION		FLUX
0.0	22.5	45.0
0.0	242	242
5	241	240
15	231	232
25	213	215
35	186	190
45	154	159
55	118	123
65	83	85
75	48	46
85	12	13
90	1	7
95	22	95
105	114	182
115	206	242
125	291	301
135	364	366
145	426	429
155	476	473
165	509	504
175	527	523
180	525	525

LIGHTING SCIENCES

LEGEND:
0-deg. - - - -
45-deg. _____
90-deg. = = = =

ZONAL LUMEN SUMMARY

ZONE	LUMENS	%LAMP	%FIXT
0-30	190	6.14	6.87
0-40	313	10.10	11.30
0-60	550	17.73	19.84
0-90	701	22.61	25.29
40-90	388	12.51	13.99
60-90	151	4.87	5.45
90-180	2070	66.78	74.71
0-180	2771	89.39	100.00

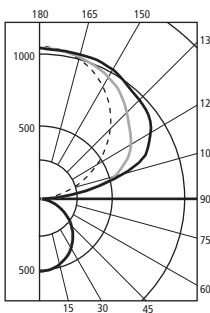
S12ID: DCO-OPEN-2T8-91W

LSI REPORT 29704



74% Uplight
26% Downlight

EFFICIENCY = 83.9%



CANDELA DISTRIBUTION		FLUX
0.0	22.5	45.0
0	486	486
5	485	483
15	466	464
25	427	427
35	373	374
45	308	309
55	235	238
65	162	163
75	94	89
85	22	23
90	0	3
95	32	113
105	179	341
115	350	468
125	518	609
135	673	731
145	805	832
155	910	915
165	981	977
175	1020	1009
180	1015	1015

LIGHTING SCIENCES

LEGEND:
0-deg. - - - -
45-deg. _____
90-deg. = = = =

ZONAL LUMEN SUMMARY

ZONE	LUMENS	%LAMP	%FIXT
0-30	375	6.04	7.20
0-40	609	9.83	11.71
0-60	1063	17.15	20.44
0-90	1353	21.82	26.01
40-90	744	12.00	14.29
60-90	290	4.67	5.57
90-180	3850	62.09	73.99
0-180	5203	83.92	100.00

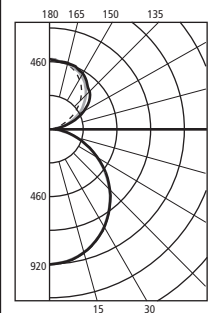
S12ID: DCO-STO-2T8-91W

LSI REPORT 29705



37% Uplight
63% Downlight

EFFICIENCY = 64.6%



CANDELA DISTRIBUTION		FLUX
0.0	22.5	45.0
0	918	918
5	916	912
15	879	875
25	806	803
35	703	700
45	577	576
55	437	436
65	297	296
75	165	162
85	42	45
90	1	12
95	10	22
105	61	82
115	137	156
125	223	243
135	304	321
145	373	380
155	424	423
165	459	452
175	476	473
180	474	474

LIGHTING SCIENCES

LEGEND:
0-deg. - - - -
45-deg. _____
90-deg. = = = =

ZONAL LUMEN SUMMARY

ZONE	LUMENS	%LAMP	%FIXT
0-30	703	11.35	17.57
0-40	1141	18.40	28.50
0-60	1979	31.92	49.44
0-90	2515	40.57	62.85
40-90	1375	22.17	34.35
60-90	537	8.65	13.41
90-180	1487	23.99	37.15
0-180	4003	64.56	100.00

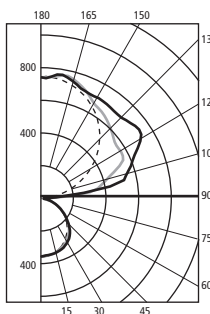
S12ID: DCO-OPEN-1T5HO-91W

LSI REPORT 29707



75% Uplight
25% Downlight

EFFICIENCY = 89.9%



CANDELA DISTRIBUTION		FLUX
0.0	22.5	45.0
0	349	349
5	350	349
15	336	336
25	308	310
35	270	274
45	223	229
55	171	178
65	121	121
75	71	67
85	19	20
90	2	6
95	29	141
105	150	298
115	276	340
125	397	432
135	502	517
145	593	618
155	663	698
165	710	728
175	736	731
180	732	732

LIGHTING SCIENCES

LEGEND:
0-deg. - - - -
45-deg. _____
90-deg. = = = =

ZONAL LUMEN SUMMARY

ZONE	LUMENS	%LAMP	%FIXT
0-30	274	6.17	6.86
0-40	452	10.15	11.29
0-60	793	17.83	19.84
0-90	1014	22.78	25.34
40-90	562	12.63	14.05
60-90	220	4.95	5.51
90-180	2986	67.09	74.66
0-180	3999	89.87	100.00

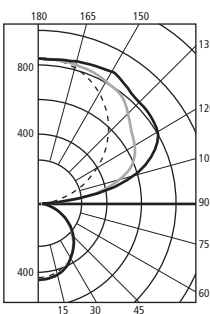
S12ID: DCO-OPEN-2T5-91W

LSI REPORT 29706



74% Uplight
26% Downlight

EFFICIENCY = 88.5%



CANDELA DISTRIBUTION		FLUX
0.0	22.5	45.0
0	432	432
5	431	430
15	414	414
25	380	382
35	332	334
45	273	277
55	208	211
65	145	144
75	83	80
85	22	24
90	2	8
95	35	128
105	159	321
115	301	420
125	438	545
135	561	626
145	665	701
155	746	761
165	801	802
175	829	823
180	827	827

LIGHTING SCIENCES

LEGEND:
0-deg. - - - -
45-deg. _____
90-deg. = = = =

ZONAL LUMEN SUMMARY

ZONE	LUMENS	%LAMP	%FIXT
0-30	335	6.44	7.28
0-40	544	10.46	11.83
0-60	949	18.25	20.63
0-90	1215	23.37	26.41
40-90	671	12.91	14.59
60-90	266	5.12	5.78
90-180	3385	65.10	73.59
0-180	4600	88.47	100.00

FINELITE

Series 12 Wall Mount-ID Photometric Reports

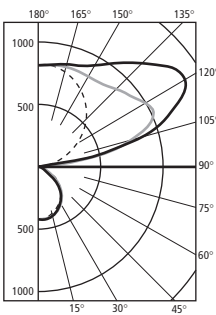
Product Photometry and ies files are also available online at www.finelite.com.
For layouts or additional photometry, contact your local representative or the factory.

S12WM ID: PLV-OPEN-1 T5HO-EP LSI REPORT 18475



77% Uplight
23% Downlight

EFFICIENCY = 85.3%



CANDELA DISTRIBUTION					FLUX
0.0	22.5	45.0	67.5	90.0	
0	421	421	421	421	421
5	419	421	424	425	426
15	393	402	405	415	416
25	356	370	368	373	376
35	309	324	311	315	313
45	251	259	236	235	237
55	184	180	131	115	99
65	67	50	28	24	24
75	11	13	13	15	17
85	1	7	8	9	9
90	0	1	1	2	1
95	22	174	91	102	69
105	138	530	725	849	781
115	279	548	1007	1231	1245
125	419	587	943	1228	1357
135	546	653	878	1073	1171
145	651	728	825	929	1008
155	734	774	824	870	891
165	790	807	825	842	848
175	820	817	820	819	820
180	811	811	811	811	811

LIGHTING SCIENCES

LEGEND:
0-deg. - - - - -
45-deg. - - - - -
90-deg. - - - - -

ZONAL LUMEN SUMMARY

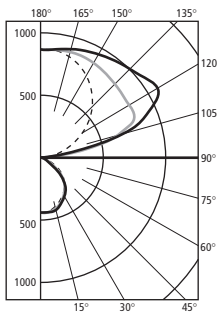
ZONE	LUMENS	%LAMP	%FIXT
0-30	314	6.99	8.19
0-40	504	11.22	13.15
0-60	819	18.20	21.34
0-90	885	19.67	23.06
40-90	380	8.45	9.91
60-90	66	1.47	1.72
90-180	2953	65.64	76.94
0-180	3838	85.31	100.00

S12WM ID: PLV-OPEN-1 T5HO-91W LSI REPORT 18472



76% Uplight
24% Downlight

EFFICIENCY = 84.3%



CANDELA DISTRIBUTION					FLUX
0.0	22.5	45.0	67.5	90.0	
0	441	441	441	441	441
5	439	442	443	448	447
15	411	420	428	432	437
25	373	385	389	390	398
35	325	334	334	322	338
45	263	265	256	239	256
55	192	179	150	106	115
65	69	42	33	24	28
75	11	14	13	16	17
85	3	5	7	9	9
90	0	6	1	6	2
95	25	165	104	121	99
105	149	464	609	688	604
115	302	517	826	990	993
125	450	601	820	993	1068
135	583	690	834	954	1002
145	696	772	857	933	966
155	782	821	875	918	934
165	841	855	878	896	902
175	871	869	869	868	868
180	864	864	864	864	864

LIGHTING SCIENCES

LEGEND:
0-deg. - - - - -
45-deg. - - - - -
90-deg. - - - - -

ZONAL LUMEN SUMMARY

ZONE	LUMENS	%LAMP	%FIXT
0-30	329	7.33	8.70
0-40	529	11.76	13.96
0-60	858	19.07	22.64
0-90	926	20.59	24.44
40-90	397	8.83	10.48
60-90	68	1.52	1.80
90-180	2864	63.67	75.56
0-180	3791	84.26	100.00

FINELITE

Series 12 Wall Mount-P Photometric Reports

Product Photometry and ies files are also available online at www.finelite.com.
For layouts or additional photometry, contact your local representative or the factory.

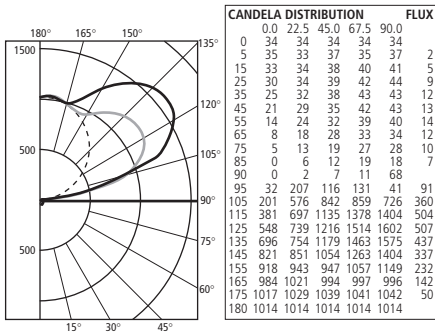
S12WM P: 1 T5HO-EP

LSI REPORT 18568



97% Uplight
3% Downlight

EFFICIENCY = 89.5%



LIGHTING SCIENCES

LEGEND:
0-deg. - - - - -
45-deg. - - - - -
90-deg. ————

ZONAL LUMEN SUMMARY

ZONE	LUMENS	%LAMP	%FIXT
0-30	26	0.58	0.65
0-40	42	0.95	1.06
0-60	77	1.72	1.92
0-90	110	2.46	2.75
40-90	67	1.51	1.69
60-90	33	0.74	0.86
90-180	3915	87.01	97.25
0-180	4026	89.48	100.00

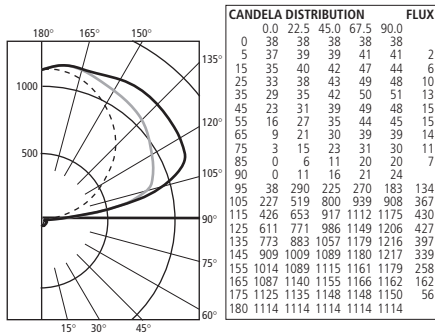
S12WM P: 1 T5HO-91W

LSI REPORT 18566



97% Uplight
3% Downlight

EFFICIENCY = 90.2%



LIGHTING SCIENCES

LEGEND:
0-deg. - - - - -
45-deg. - - - - -
90-deg. ————

ZONAL LUMEN SUMMARY

ZONE	LUMENS	%LAMP	%FIXT
0-30	29	0.65	0.72
0-40	48	1.07	1.19
0-60	87	1.95	2.16
0-90	126	2.81	3.12
40-90	78	1.74	1.93
60-90	38	0.86	0.95
90-180	3932	87.39	96.88
0-180	4059	90.20	100.00

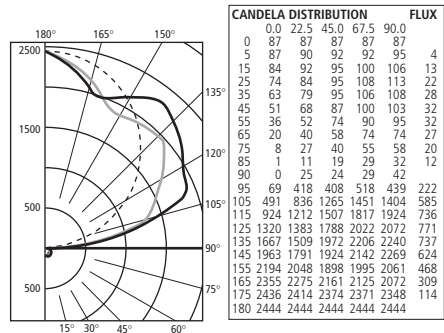
S12WM P: 2 T5HO-EP

LSI REPORT 18569



97% Uplight
3% Downlight

EFFICIENCY = 85.5%



LIGHTING SCIENCES

LEGEND:
0-deg. - - - - -
45-deg. - - - - -
90-deg. ————

ZONAL LUMEN SUMMARY

ZONE	LUMENS	%LAMP	%FIXT
0-30	67	0.75	0.87
0-40	109	1.22	1.42
0-60	192	2.14	2.51
0-90	260	2.90	3.39
40-90	150	1.68	1.96
60-90	67	0.75	0.88
90-180	7437	82.64	96.61
0-180	7698	85.54	100.00

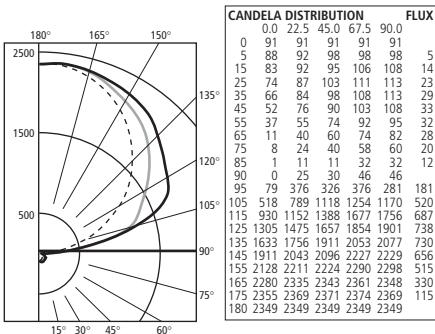
S12WM P: 2 T5HO-91W

LSI REPORT 18567



96% Uplight
4% Downlight

EFFICIENCY = 85.2%



LIGHTING SCIENCES

LEGEND:
0-deg. - - - - -
45-deg. - - - - -
90-deg. ————

ZONAL LUMEN SUMMARY

ZONE	LUMENS	%LAMP	%FIXT
0-30	69	0.77	0.90
0-40	112	1.26	1.47
0-60	199	2.21	2.60
0-90	269	3.00	3.52
40-90	156	1.74	2.05
60-90	70	0.78	0.92
90-180	7401	82.24	96.48
0-180	7671	85.23	100.00

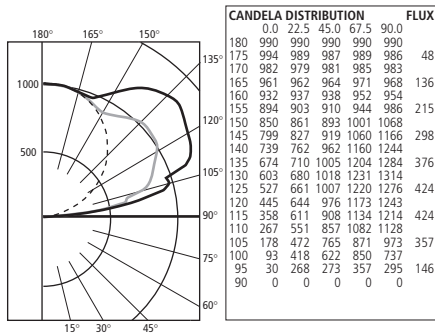
S12WM I: 1 T5HO-EP

LSI REPORT 18595



100% Uplight
0% Downlight

EFFICIENCY = 82.5%



LIGHTING SCIENCES

LEGEND:
0-deg. - - - - -
45-deg. - - - - -
90-deg. ————

ZONAL LUMEN SUMMARY

ZONE	LUMENS	%LAMP	%FIXT
180-150	771	17.15	20.79
180-140	1309	29.11	35.28
180-120	2566	57.04	69.14
180-90	3712	81.49	100.00
140-90	2402	53.39	64.72
120-90	1145	25.46	30.86
0-90	0	0.00	0.00
0-180	3712	82.49	100.00