

Reports print in the following order:

S10- A12- Open- EP
S10- A12- Open- 91W
S10- PS- Open- EP
S10- PS- Open- 91W
S10- WCB- Open- EP
S10- WCB- Open- 91W
S10- WCB- CCO- 91W
S10- WCB- STO- 91W
S10- WCB- TDO- 91W
S10- PLV- Open- EP
S10- PLV- Open- 91W
S10- PLV- CCO- EP
S10- PLV- CCO- 91W
S10- PLV- STO- 91W
S10- PLV- TDO- 91W
S10- CUB- Open- 91W
S10- CUB- STO/TDO-91W

Photometric Reports

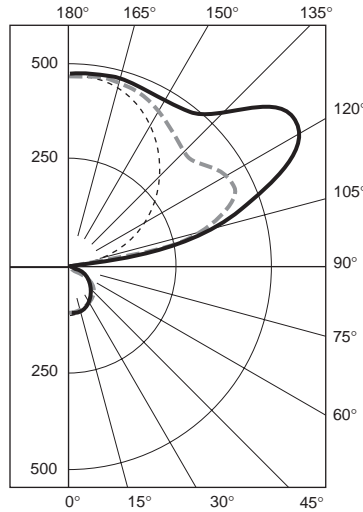
SERIES 10: A12 - OPEN - 1 T8 - EP (ITL REPORT 50840)



85% Uplight
15% Downlight



LEGEND:
0-deg. - - - - -
45-deg. - - - - -
90-deg. ————



ZONAL LUMEN SUMMARY

| ZONE | LUMENS | %LAMP | %FIXT |
|--------|--------|-------|-------|
| 0-30 | 86 | 3.1 | 3.6 |
| 0-40 | 142 | 5.1 | 5.9 |
| 0-60 | 253 | 9.0 | 10.4 |
| 0-90 | 326 | 11.6 | 13.4 |
| 90-120 | 749 | 26.8 | 30.9 |
| 90-130 | 1126 | 40.2 | 46.5 |
| 90-150 | 1714 | 61.2 | 70.7 |
| 90-180 | 2097 | 74.9 | 86.6 |
| 0-180 | 2423 | 86.5 | 100.0 |

TOTAL LUMINAIRE EFFICIENCY = 86.5%

CANDELA DISTRIBUTION

| | 0.0 | 22.5 | 45.0 | 67.5 | 90.0 | FLUX |
|-----|-----|------|------|------|------|------|
| 0 | 111 | 111 | 111 | 111 | 111 | |
| 5 | 111 | 111 | 111 | 110 | 109 | 10 |
| 15 | 107 | 107 | 108 | 108 | 107 | 30 |
| 25 | 99 | 100 | 100 | 101 | 99 | 46 |
| 35 | 88 | 90 | 89 | 90 | 88 | 56 |
| 45 | 74 | 77 | 75 | 76 | 74 | 58 |
| 55 | 58 | 61 | 59 | 60 | 58 | 53 |
| 65 | 40 | 43 | 41 | 42 | 40 | 41 |
| 75 | 21 | 24 | 23 | 24 | 22 | 24 |
| 85 | 4 | 7 | 6 | 7 | 5 | 7 |
| 90 | 0 | 0 | 0 | 0 | 0 | |
| 95 | 15 | 72 | 81 | 87 | 81 | 80 |
| 105 | 81 | 205 | 314 | 349 | 342 | 282 |
| 115 | 159 | 235 | 435 | 542 | 564 | 388 |
| 125 | 237 | 286 | 412 | 563 | 609 | 377 |
| 135 | 310 | 344 | 403 | 488 | 524 | 321 |
| 145 | 370 | 393 | 427 | 461 | 476 | 267 |
| 155 | 420 | 431 | 453 | 468 | 475 | 208 |
| 165 | 451 | 456 | 463 | 470 | 473 | 131 |
| 175 | 467 | 469 | 468 | 465 | 466 | 45 |
| 180 | 466 | 466 | 466 | 466 | 466 | |

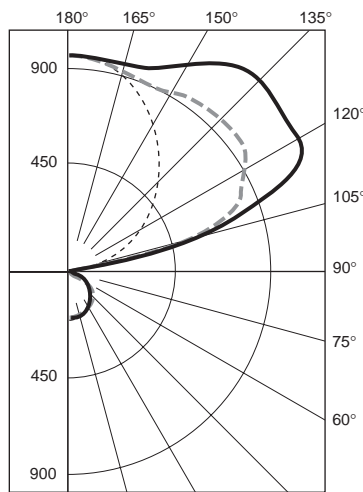
SERIES 10: A12 - OPEN - 2 T8 - EP (ITL REPORT 50841)



85% Uplight
15% Downlight



LEGEND:
0-deg. - - - - -
45-deg. - - - - -
90-deg. ————



ZONAL LUMEN SUMMARY

| ZONE | LUMENS | %LAMP | %FIXT |
|--------|--------|-------|-------|
| 0-30 | 176 | 3.1 | 3.6 |
| 0-40 | 288 | 5.1 | 5.9 |
| 0-60 | 513 | 9.2 | 10.5 |
| 0-90 | 662 | 11.8 | 13.6 |
| 90-120 | 1376 | 24.6 | 28.2 |
| 90-130 | 2142 | 38.3 | 43.9 |
| 90-150 | 3435 | 61.3 | 70.4 |
| 90-180 | 4216 | 75.3 | 86.4 |
| 0-180 | 4878 | 87.1 | 100.0 |

TOTAL LUMINAIRE EFFICIENCY = 87.1%


CANDELA DISTRIBUTION

| | 0.0 | 22.5 | 45.0 | 67.5 | 90.0 | FLUX |
|-----|-----|------|------|------|------|------|
| 0 | 224 | 224 | 224 | 224 | 224 | |
| 5 | 224 | 224 | 223 | 221 | 219 | 21 |
| 15 | 216 | 217 | 217 | 217 | 215 | 61 |
| 25 | 200 | 203 | 202 | 203 | 199 | 93 |
| 35 | 178 | 182 | 180 | 181 | 177 | 113 |
| 45 | 150 | 154 | 151 | 153 | 149 | 117 |
| 55 | 118 | 123 | 118 | 121 | 118 | 107 |
| 65 | 80 | 86 | 83 | 86 | 81 | 83 |
| 75 | 42 | 49 | 46 | 50 | 45 | 50 |
| 85 | 10 | 16 | 13 | 16 | 13 | 16 |
| 90 | 0 | 0 | 0 | 0 | 0 | |
| 95 | 32 | 125 | 130 | 145 | 131 | 136 |
| 105 | 168 | 403 | 556 | 571 | 544 | 496 |
| 115 | 327 | 542 | 809 | 999 | 1035 | 744 |
| 125 | 485 | 634 | 917 | 1067 | 1133 | 766 |
| 135 | 630 | 702 | 943 | 1123 | 1181 | 709 |
| 145 | 753 | 789 | 930 | 1065 | 1119 | 584 |
| 155 | 852 | 870 | 905 | 974 | 1011 | 427 |
| 165 | 918 | 926 | 933 | 943 | 948 | 264 |
| 175 | 951 | 952 | 948 | 944 | 946 | 90 |
| 180 | 949 | 949 | 949 | 949 | 949 | |

KSD30550301

Photometric Reports

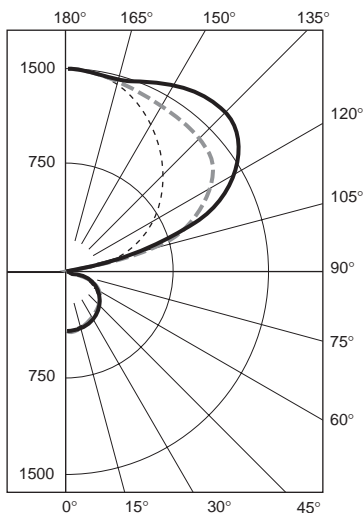
SERIES 10: A12 - OPEN - 3 T8 - EP (ITL REPORT 50842)



80% Uplight
20% Downlight



LEGEND:
0-deg. - - - - -
45-deg. - - - - -
90-deg. ————



TOTAL LUMINAIRE EFFICIENCY = 85.1%

| CANDELA DISTRIBUTION | | | | | | FLUX | |
|----------------------|------|------|------|------|------|------|--|
| | 0.0 | 22.5 | 45.0 | 67.5 | 90.0 | | |
| 0 | 421 | 421 | 421 | 421 | 421 | | |
| 5 | 422 | 422 | 420 | 417 | 413 | 40 | |
| 15 | 406 | 408 | 409 | 409 | 406 | 115 | |
| 25 | 377 | 382 | 381 | 382 | 376 | 176 | |
| 35 | 336 | 343 | 338 | 340 | 335 | 212 | |
| 45 | 282 | 291 | 284 | 288 | 281 | 221 | |
| 55 | 221 | 230 | 224 | 229 | 221 | 202 | |
| 65 | 151 | 162 | 155 | 161 | 152 | 156 | |
| 75 | 79 | 91 | 86 | 92 | 84 | 93 | |
| 85 | 17 | 28 | 22 | 27 | 21 | 27 | |
| 90 | 0 | 0 | 0 | 0 | 0 | | |
| 95 | 50 | 118 | 116 | 128 | 110 | 131 | |
| 105 | 268 | 560 | 579 | 558 | 531 | 557 | |
| 115 | 516 | 791 | 1091 | 1198 | 1186 | 966 | |
| 125 | 771 | 936 | 1313 | 1525 | 1571 | 1106 | |
| 135 | 998 | 1083 | 1374 | 1612 | 1692 | 1047 | |
| 145 | 1193 | 1235 | 1392 | 1557 | 1631 | 878 | |
| 155 | 1348 | 1369 | 1410 | 1488 | 1530 | 660 | |
| 165 | 1452 | 1460 | 1468 | 1476 | 1482 | 415 | |
| 175 | 1504 | 1507 | 1500 | 1490 | 1491 | 143 | |
| 180 | 1502 | 1502 | 1502 | 1502 | 1502 | | |

ZONAL LUMEN SUMMARY

| ZONE | LUMENS | %LAMP | %FIXT |
|--------|--------|-------|-------|
| 0-30 | 331 | 3.9 | 4.6 |
| 0-40 | 543 | 6.5 | 7.6 |
| 0-60 | 966 | 11.5 | 13.5 |
| 0-90 | 1243 | 14.8 | 17.4 |
| 90-120 | 1654 | 19.7 | 23.1 |
| 90-130 | 2760 | 32.9 | 38.6 |
| 90-150 | 4685 | 55.8 | 65.6 |
| 90-180 | 5904 | 70.3 | 82.6 |
| 0-180 | 7146 | 85.1 | 100.0 |

For layouts or additional photometry, contact your local representative or the factory.

Photometric Reports

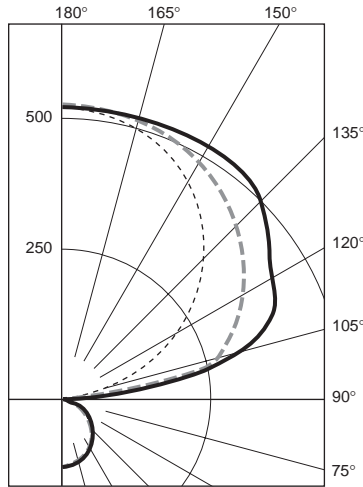
SERIES 10: A12 - OPEN - 1 T8 - 91W (ITL REPORT 50796)



85% Uplight
15% Downlight



LEGEND:
0-deg. - - - - -
45-deg. - - - - -
90-deg. ————



TOTAL LUMINAIRE EFFICIENCY = 85.6%

| CANDELA DISTRIBUTION | | | | | | FLUX |
|----------------------|-----|------|------|------|------|------|
| | 0.0 | 22.5 | 45.0 | 67.5 | 90.0 | |
| 0 | 113 | 113 | 113 | 113 | 113 | |
| 5 | 114 | 114 | 113 | 112 | 111 | 11 |
| 15 | 109 | 110 | 110 | 111 | 110 | 31 |
| 25 | 101 | 103 | 103 | 103 | 102 | 47 |
| 35 | 90 | 93 | 91 | 92 | 90 | 57 |
| 45 | 76 | 79 | 77 | 78 | 76 | 60 |
| 55 | 60 | 62 | 60 | 62 | 60 | 55 |
| 65 | 41 | 44 | 42 | 44 | 41 | 42 |
| 75 | 22 | 25 | 24 | 25 | 23 | 25 |
| 85 | 5 | 8 | 6 | 8 | 6 | 8 |
| 90 | 0 | 0 | 0 | 0 | 0 | |
| 95 | 17 | 86 | 89 | 103 | 90 | 89 |
| 105 | 92 | 175 | 272 | 345 | 363 | 263 |
| 115 | 181 | 248 | 330 | 393 | 415 | 316 |
| 125 | 267 | 320 | 391 | 447 | 463 | 341 |
| 135 | 346 | 382 | 439 | 483 | 498 | 334 |
| 145 | 413 | 435 | 474 | 506 | 517 | 295 |
| 155 | 466 | 477 | 498 | 517 | 524 | 230 |
| 165 | 501 | 505 | 511 | 517 | 520 | 145 |
| 175 | 520 | 520 | 519 | 516 | 515 | 49 |
| 180 | 518 | 518 | 518 | 518 | 518 | |

ZONAL LUMEN SUMMARY

| ZONE | LUMENS | %LAMP | %FIXT |
|--------|--------|-------|-------|
| 0-30 | 89 | 3.2 | 3.7 |
| 0-40 | 147 | 5.2 | 6.1 |
| 0-60 | 261 | 9.3 | 10.9 |
| 0-90 | 337 | 12.0 | 14.0 |
| 90-120 | 668 | 23.9 | 27.9 |
| 90-130 | 1008 | 36.0 | 42.1 |
| 90-150 | 1637 | 58.5 | 68.3 |
| 90-180 | 2060 | 73.6 | 86.0 |
| 0-180 | 2397 | 85.6 | 100.0 |

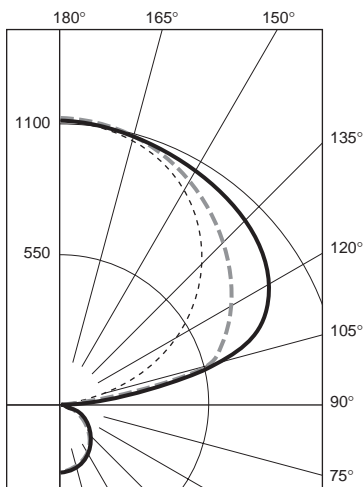
SERIES 10: A12 - OPEN - 2 T8 - 91W (ITL REPORT 50797)



85% Uplight
15% Downlight



LEGEND:
0-deg. - - - - -
45-deg. - - - - -
90-deg. ————



TOTAL LUMINAIRE EFFICIENCY = 86.5%

| CANDELA DISTRIBUTION | | | | | | FLUX |
|----------------------|------|------|------|------|------|------|
| | 0.0 | 22.5 | 45.0 | 67.5 | 90.0 | |
| 0 | 230 | 230 | 230 | 230 | 230 | |
| 5 | 231 | 231 | 230 | 228 | 226 | 22 |
| 15 | 222 | 223 | 224 | 225 | 223 | 63 |
| 25 | 206 | 209 | 209 | 210 | 207 | 96 |
| 35 | 183 | 189 | 186 | 187 | 183 | 116 |
| 45 | 154 | 160 | 155 | 157 | 153 | 121 |
| 55 | 121 | 127 | 122 | 126 | 120 | 111 |
| 65 | 83 | 89 | 85 | 88 | 83 | 85 |
| 75 | 43 | 50 | 47 | 50 | 46 | 51 |
| 85 | 9 | 16 | 12 | 15 | 12 | 15 |
| 90 | 0 | 0 | 0 | 0 | 0 | |
| 95 | 34 | 137 | 137 | 151 | 139 | 141 |
| 105 | 202 | 364 | 516 | 586 | 577 | 483 |
| 115 | 387 | 508 | 688 | 830 | 872 | 656 |
| 125 | 574 | 651 | 796 | 920 | 962 | 702 |
| 135 | 743 | 790 | 887 | 982 | 1014 | 684 |
| 145 | 884 | 913 | 966 | 1025 | 1048 | 607 |
| 155 | 996 | 1010 | 1037 | 1064 | 1074 | 479 |
| 165 | 1072 | 1077 | 1080 | 1087 | 1093 | 306 |
| 175 | 1110 | 1111 | 1105 | 1099 | 1101 | 105 |
| 180 | 1107 | 1107 | 1107 | 1107 | 1107 | |


ZONAL LUMEN SUMMARY

| ZONE | LUMENS | %LAMP | %FIXT |
|--------|--------|-------|-------|
| 0-30 | 181 | 3.2 | 3.7 |
| 0-40 | 298 | 5.3 | 6.1 |
| 0-60 | 529 | 9.4 | 10.9 |
| 0-90 | 681 | 12.2 | 14.1 |
| 90-120 | 1280 | 22.9 | 26.4 |
| 90-130 | 1982 | 35.4 | 40.9 |
| 90-150 | 3273 | 58.4 | 67.6 |
| 90-180 | 4162 | 74.3 | 85.9 |
| 0-180 | 4843 | 86.5 | 100.0 |

KSID:3040.0301

Photometric Reports

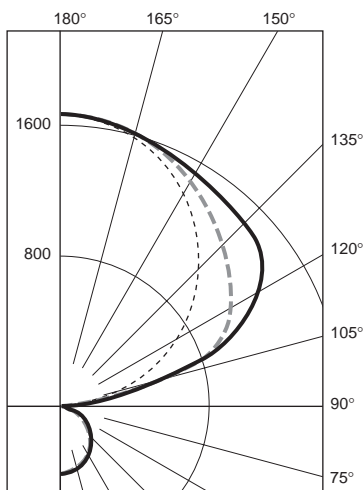
SERIES 10: A12 - OPEN - 3 T8 - 91W (ITL REPORT 50798)



80% Uplight
20% Downlight



LEGEND:
0-deg. - - - - -
45-deg. - - - - -
90-deg. ————



TOTAL LUMINAIRE EFFICIENCY = 83.7%

| CANDELA DISTRIBUTION | | | | | FLUX | |
|----------------------|------|------|------|------|------|------|
| | 0.0 | 22.5 | 45.0 | 67.5 | 90.0 | |
| 0 | 422 | 422 | 422 | 422 | 422 | |
| 5 | 423 | 423 | 421 | 418 | 414 | 40 |
| 15 | 407 | 409 | 410 | 410 | 407 | 116 |
| 25 | 378 | 383 | 383 | 384 | 378 | 176 |
| 35 | 337 | 345 | 339 | 342 | 336 | 213 |
| 45 | 284 | 293 | 286 | 290 | 283 | 222 |
| 55 | 223 | 231 | 223 | 229 | 222 | 203 |
| 65 | 151 | 161 | 154 | 160 | 152 | 155 |
| 75 | 79 | 89 | 84 | 90 | 82 | 91 |
| 85 | 16 | 26 | 21 | 27 | 20 | 26 |
| 90 | 0 | 0 | 0 | 0 | 0 | |
| 95 | 55 | 120 | 127 | 128 | 127 | 132 |
| 105 | 295 | 502 | 569 | 571 | 572 | 544 |
| 115 | 579 | 738 | 955 | 1029 | 1043 | 873 |
| 125 | 850 | 943 | 1165 | 1335 | 1368 | 1017 |
| 135 | 1101 | 1161 | 1304 | 1442 | 1491 | 1006 |
| 145 | 1313 | 1346 | 1426 | 1509 | 1548 | 896 |
| 155 | 1484 | 1497 | 1533 | 1569 | 1584 | 708 |
| 165 | 1595 | 1598 | 1605 | 1611 | 1616 | 454 |
| 175 | 1650 | 1652 | 1646 | 1635 | 1635 | 157 |
| 180 | 1649 | 1649 | 1649 | 1649 | 1649 | |

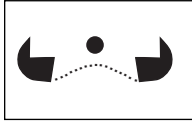
ZONAL LUMEN SUMMARY

| ZONE | LUMENS | %LAMP | %FIXT |
|--------|--------|-------|-------|
| 0-30 | 332 | 3.9 | 4.7 |
| 0-40 | 545 | 6.5 | 7.8 |
| 0-60 | 970 | 11.5 | 13.8 |
| 0-90 | 1242 | 14.8 | 17.7 |
| 90-120 | 1549 | 18.4 | 22.0 |
| 90-130 | 2566 | 30.5 | 36.5 |
| 90-150 | 4468 | 53.2 | 63.6 |
| 90-180 | 5786 | 68.9 | 82.3 |
| 0-180 | 7029 | 83.7 | 100.0 |

For layouts or additional photometry, contact your local representative or the factory.

Photometric Reports

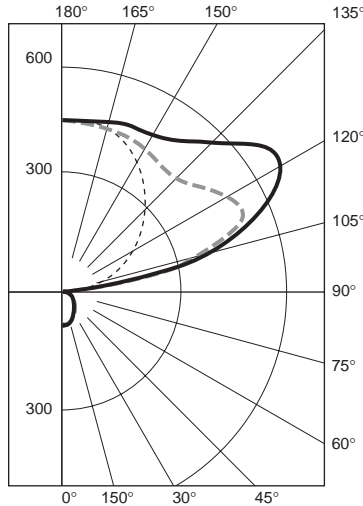
SERIES 10: PS - OPEN - 1 T8 - EP (ITL REPORT 50837)



90% Uplight
10% Downlight



LEGEND:
0-deg. - - - - -
45-deg. - - - - -
90-deg. ————



ZONAL LUMEN SUMMARY

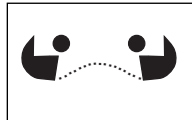
| ZONE | LUMENS | %LAMP | %FIXT |
|--------|--------|-------|-------|
| 0-30 | 62 | 2.2 | 2.6 |
| 0-40 | 96 | 3.4 | 4.1 |
| 0-60 | 143 | 5.1 | 6.1 |
| 0-90 | 174 | 6.2 | 7.4 |
| 90-120 | 799 | 28.5 | 33.9 |
| 90-130 | 1203 | 43.0 | 51.1 |
| 90-150 | 1805 | 64.5 | 76.7 |
| 90-180 | 2179 | 77.8 | 92.6 |
| 0-180 | 2354 | 84.1 | 100.0 |

TOTAL LUMINAIRE EFFICIENCY = 84.1%

CANDELA DISTRIBUTION

| | 0.0 | 22.5 | 45.0 | 67.5 | 90.0 | FLUX |
|-----|-----|------|------|------|------|------|
| 0 | 86 | 86 | 86 | 86 | 86 | |
| 5 | 86 | 86 | 85 | 85 | 83 | 8 |
| 15 | 80 | 80 | 80 | 80 | 79 | 22 |
| 25 | 68 | 70 | 69 | 70 | 67 | 32 |
| 35 | 55 | 57 | 54 | 52 | 46 | 33 |
| 45 | 40 | 41 | 33 | 30 | 27 | 27 |
| 55 | 26 | 25 | 20 | 22 | 23 | 21 |
| 65 | 14 | 15 | 18 | 21 | 21 | 17 |
| 75 | 6 | 9 | 10 | 12 | 12 | 11 |
| 85 | 1 | 2 | 3 | 4 | 3 | 3 |
| 90 | 0 | 0 | 0 | 0 | 0 | |
| 95 | 15 | 76 | 77 | 90 | 76 | 82 |
| 105 | 82 | 233 | 323 | 357 | 342 | 295 |
| 115 | 159 | 259 | 484 | 597 | 608 | 422 |
| 125 | 234 | 292 | 446 | 612 | 668 | 404 |
| 135 | 301 | 342 | 417 | 526 | 566 | 334 |
| 145 | 360 | 387 | 429 | 469 | 490 | 269 |
| 155 | 405 | 418 | 442 | 462 | 470 | 204 |
| 165 | 435 | 440 | 448 | 455 | 460 | 127 |
| 175 | 451 | 452 | 451 | 448 | 449 | 43 |
| 180 | 450 | 450 | 450 | 450 | 450 | |

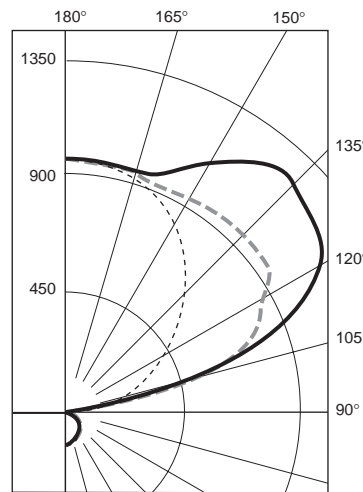
SERIES 10: PS - OPEN - 2 T8 - EP (ITL REPORT 50838)



90% Uplight
10% Downlight



LEGEND:
0-deg. - - - - -
45-deg. - - - - -
90-deg. ————



ZONAL LUMEN SUMMARY

| ZONE | LUMENS | %LAMP | %FIXT |
|--------|--------|-------|-------|
| 0-30 | 103 | 1.8 | 2.2 |
| 0-40 | 168 | 3.0 | 3.6 |
| 0-60 | 299 | 5.3 | 6.4 |
| 0-90 | 376 | 6.7 | 8.1 |
| 90-120 | 1386 | 24.8 | 29.7 |
| 90-130 | 2174 | 38.8 | 46.6 |
| 90-150 | 3498 | 62.5 | 74.9 |
| 90-180 | 4293 | 76.7 | 91.9 |
| 0-180 | 4669 | 83.4 | 100.0 |

TOTAL LUMINAIRE EFFICIENCY = 83.4%

CANDELA DISTRIBUTION

| | 0.0 | 22.5 | 45.0 | 67.5 | 90.0 | FLUX |
|-----|-----|------|------|------|------|------|
| 0 | 146 | 146 | 146 | 146 | 146 | |
| 5 | 146 | 146 | 142 | 141 | 136 | 13 |
| 15 | 136 | 132 | 127 | 127 | 125 | 36 |
| 25 | 117 | 112 | 112 | 119 | 121 | 53 |
| 35 | 93 | 92 | 103 | 117 | 120 | 65 |
| 45 | 66 | 75 | 91 | 106 | 108 | 69 |
| 55 | 43 | 58 | 71 | 84 | 82 | 62 |
| 65 | 27 | 37 | 43 | 50 | 46 | 42 |
| 75 | 13 | 20 | 25 | 33 | 32 | 26 |
| 85 | 2 | 8 | 8 | 10 | 7 | 9 |
| 90 | 0 | 0 | 0 | 0 | 0 | |
| 95 | 30 | 123 | 125 | 136 | 119 | 135 |
| 105 | 177 | 416 | 548 | 557 | 538 | 497 |
| 115 | 340 | 560 | 826 | 1006 | 1031 | 755 |
| 125 | 502 | 652 | 947 | 1095 | 1156 | 788 |
| 135 | 646 | 721 | 966 | 1151 | 1214 | 727 |
| 145 | 769 | 804 | 953 | 1090 | 1144 | 596 |
| 155 | 866 | 882 | 920 | 996 | 1033 | 435 |
| 165 | 933 | 940 | 946 | 954 | 961 | 268 |
| 175 | 966 | 966 | 962 | 957 | 959 | 92 |
| 180 | 964 | 964 | 964 | 964 | 964 | |

KSD.3054.0301

Photometric Reports

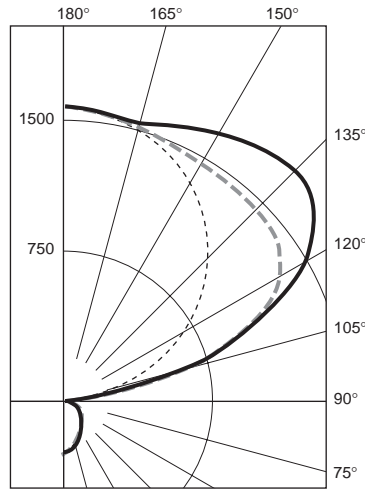
SERIES 10: PS - OPEN - 3 T8 - EP (ITL REPORT 50839)



90% Uplight
10% Downlight



LEGEND:
0-deg. - - - - -
45-deg. - - - - -
90-deg. ————



TOTAL LUMINAIRE EFFICIENCY = 81.2%

| CANDELA DISTRIBUTION | | | | | FLUX | |
|----------------------|------|------|------|------|------|------|
| | 0.0 | 22.5 | 45.0 | 67.5 | 90.0 | |
| 0 | 303 | 303 | 303 | 303 | 303 | |
| 5 | 303 | 303 | 299 | 296 | 290 | 28 |
| 15 | 281 | 279 | 272 | 273 | 268 | 77 |
| 25 | 244 | 242 | 237 | 245 | 242 | 111 |
| 35 | 196 | 198 | 202 | 212 | 207 | 127 |
| 45 | 142 | 152 | 154 | 165 | 162 | 121 |
| 55 | 90 | 106 | 110 | 124 | 120 | 100 |
| 65 | 52 | 66 | 72 | 81 | 75 | 70 |
| 75 | 24 | 37 | 41 | 52 | 51 | 44 |
| 85 | 4 | 13 | 13 | 19 | 12 | 15 |
| 90 | 0 | 0 | 0 | 0 | 0 | |
| 95 | 54 | 125 | 123 | 136 | 128 | 139 |
| 105 | 290 | 585 | 627 | 594 | 549 | 589 |
| 115 | 559 | 828 | 1119 | 1247 | 1240 | 1007 |
| 125 | 814 | 979 | 1374 | 1559 | 1607 | 1143 |
| 135 | 1046 | 1125 | 1415 | 1673 | 1759 | 1084 |
| 145 | 1246 | 1277 | 1435 | 1598 | 1670 | 906 |
| 155 | 1400 | 1416 | 1450 | 1529 | 1573 | 680 |
| 165 | 1502 | 1512 | 1512 | 1515 | 1521 | 428 |
| 175 | 1556 | 1558 | 1552 | 1542 | 1543 | 148 |
| 180 | 1554 | 1554 | 1554 | 1554 | 1554 | |

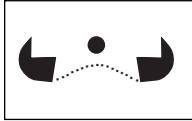
ZONAL LUMEN SUMMARY

| ZONE | LUMENS | %LAMP | %FIXT |
|--------|--------|-------|-------|
| 0-30 | 217 | 2.6 | 3.2 |
| 0-40 | 344 | 4.1 | 5.0 |
| 0-60 | 564 | 6.7 | 8.3 |
| 0-90 | 693 | 8.3 | 10.2 |
| 90-120 | 1735 | 20.7 | 25.4 |
| 90-130 | 2877 | 34.3 | 42.2 |
| 90-150 | 4867 | 57.9 | 71.4 |
| 90-180 | 6123 | 72.9 | 89.8 |
| 0-180 | 6817 | 81.2 | 100.0 |

For layouts or additional photometry, contact your local representative or the factory.

Photometric Reports

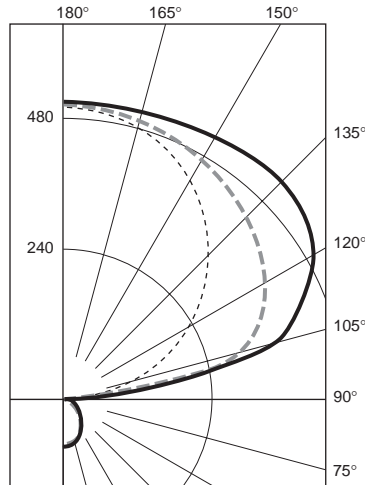
SERIES 10: PS - OPEN - 1 T8 - 91W (ITL REPORT 50823)



90% Uplight
10% Downlight



LEGEND:
0-deg. - - - - -
45-deg. - - - - -
90-deg. ————



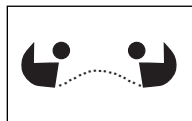
TOTAL LUMINAIRE EFFICIENCY = 82.8%

| | CANDELA DISTRIBUTION | | | | | FLUX |
|-----|----------------------|------|------|------|------|------|
| | 0.0 | 22.5 | 45.0 | 67.5 | 90.0 | |
| 0 | 88 | 88 | 88 | 88 | 88 | |
| 5 | 88 | 88 | 87 | 87 | 85 | 8 |
| 15 | 81 | 82 | 82 | 82 | 80 | 23 |
| 25 | 70 | 71 | 71 | 71 | 69 | 33 |
| 35 | 57 | 59 | 56 | 54 | 48 | 34 |
| 45 | 42 | 43 | 34 | 32 | 29 | 28 |
| 55 | 26 | 26 | 22 | 23 | 25 | 22 |
| 65 | 14 | 17 | 20 | 24 | 23 | 19 |
| 75 | 7 | 10 | 11 | 14 | 13 | 12 |
| 85 | 1 | 3 | 3 | 5 | 3 | 4 |
| 90 | 0 | 0 | 0 | 0 | 0 | |
| 95 | 15 | 88 | 91 | 100 | 90 | 90 |
| 105 | 91 | 199 | 287 | 356 | 376 | 279 |
| 115 | 179 | 267 | 372 | 445 | 465 | 348 |
| 125 | 263 | 326 | 420 | 488 | 511 | 363 |
| 135 | 339 | 381 | 454 | 512 | 530 | 344 |
| 145 | 404 | 428 | 476 | 517 | 533 | 296 |
| 155 | 455 | 465 | 491 | 513 | 523 | 227 |
| 165 | 488 | 492 | 499 | 506 | 510 | 141 |
| 175 | 506 | 506 | 505 | 502 | 503 | 48 |
| 180 | 504 | 504 | 504 | 504 | 504 | |

ZONAL LUMEN SUMMARY

| ZONE | LUMENS | %LAMP | %FIXT |
|--------|--------|-------|-------|
| 0-30 | 64 | 2.3 | 2.8 |
| 0-40 | 98 | 3.5 | 4.2 |
| 0-60 | 148 | 5.3 | 6.4 |
| 0-90 | 183 | 6.5 | 7.9 |
| 90-120 | 716 | 25.6 | 30.9 |
| 90-130 | 1079 | 38.6 | 46.6 |
| 90-150 | 1720 | 61.4 | 74.2 |
| 90-180 | 2136 | 76.3 | 92.1 |
| 0-180 | 2319 | 82.8 | 100.0 |

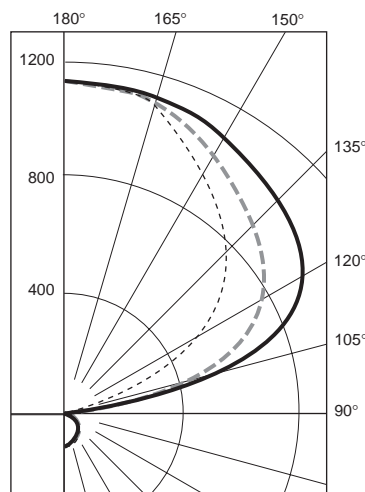
SERIES 10: PS - OPEN - 2 T8 - 91W (ITL REPORT 50824)



90% Uplight
10% Downlight



LEGEND:
0-deg. - - - - -
45-deg. - - - - -
90-deg. ————



TOTAL LUMINAIRE EFFICIENCY = 82.6%

| | CANDELA DISTRIBUTION | | | | | FLUX |
|-----|----------------------|------|------|------|------|------|
| | 0.0 | 22.5 | 45.0 | 67.5 | 90.0 | |
| 0 | 148 | 148 | 148 | 148 | 148 | |
| 5 | 148 | 148 | 144 | 142 | 138 | 14 |
| 15 | 137 | 133 | 128 | 128 | 126 | 37 |
| 25 | 119 | 113 | 114 | 121 | 124 | 54 |
| 35 | 94 | 93 | 105 | 119 | 122 | 67 |
| 45 | 67 | 75 | 93 | 108 | 110 | 71 |
| 55 | 43 | 59 | 73 | 85 | 83 | 62 |
| 65 | 28 | 38 | 43 | 51 | 50 | 43 |
| 75 | 13 | 20 | 26 | 33 | 33 | 26 |
| 85 | 1 | 8 | 8 | 11 | 7 | 9 |
| 90 | 0 | 0 | 0 | 0 | 0 | |
| 95 | 39 | 132 | 138 | 145 | 140 | 140 |
| 105 | 213 | 372 | 521 | 580 | 583 | 488 |
| 115 | 407 | 524 | 703 | 834 | 877 | 668 |
| 125 | 594 | 670 | 823 | 942 | 983 | 721 |
| 135 | 765 | 811 | 911 | 1006 | 1042 | 702 |
| 145 | 904 | 928 | 989 | 1047 | 1071 | 620 |
| 155 | 1016 | 1025 | 1054 | 1084 | 1095 | 488 |
| 165 | 1090 | 1093 | 1095 | 1102 | 1107 | 311 |
| 175 | 1128 | 1127 | 1123 | 1117 | 1118 | 107 |
| 180 | 1127 | 1127 | 1127 | 1127 | 1127 | |

ZONAL LUMEN SUMMARY

| ZONE | LUMENS | %LAMP | %FIXT |
|--------|--------|-------|-------|
| 0-30 | 104 | 1.9 | 2.3 |
| 0-40 | 171 | 3.1 | 3.7 |
| 0-60 | 304 | 5.4 | 6.6 |
| 0-90 | 382 | 6.8 | 8.3 |
| 90-120 | 1296 | 23.1 | 28.0 |
| 90-130 | 2018 | 36.0 | 43.6 |
| 90-150 | 3340 | 59.6 | 72.2 |
| 90-180 | 4245 | 75.8 | 91.7 |
| 0-180 | 4627 | 82.6 | 100.0 |

KSD 3049 0301

Photometric Reports

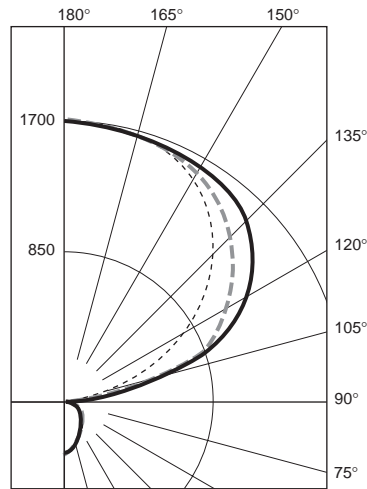
SERIES 10: PS - OPEN - 3 T8 - 91W (ITL REPORT 50825)



90% Uplight
10% Downlight



LEGEND:
0-deg. - - - - -
45-deg. - - - - -
90-deg. ————



TOTAL LUMINAIRE EFFICIENCY = 80.2%

| CANDELA DISTRIBUTION | | | | | FLUX | |
|----------------------|------|------|------|------|------|------|
| | 0.0 | 22.5 | 45.0 | 67.5 | 90.0 | |
| 0 | 306 | 306 | 306 | 306 | 306 | |
| 5 | 305 | 305 | 301 | 299 | 292 | 28 |
| 15 | 284 | 281 | 274 | 275 | 270 | 78 |
| 25 | 248 | 244 | 240 | 247 | 245 | 113 |
| 35 | 199 | 200 | 204 | 215 | 210 | 129 |
| 45 | 146 | 154 | 157 | 168 | 165 | 123 |
| 55 | 93 | 107 | 113 | 125 | 122 | 101 |
| 65 | 53 | 66 | 72 | 82 | 78 | 71 |
| 75 | 24 | 35 | 40 | 51 | 50 | 43 |
| 85 | 2 | 10 | 11 | 16 | 10 | 12 |
| 90 | 0 | 0 | 0 | 0 | 0 | |
| 95 | 56 | 141 | 128 | 138 | 117 | 144 |
| 105 | 324 | 536 | 579 | 597 | 586 | 571 |
| 115 | 622 | 775 | 983 | 1072 | 1074 | 909 |
| 125 | 909 | 1004 | 1213 | 1382 | 1409 | 1061 |
| 135 | 1165 | 1224 | 1353 | 1497 | 1547 | 1049 |
| 145 | 1381 | 1408 | 1485 | 1565 | 1599 | 932 |
| 155 | 1553 | 1562 | 1590 | 1632 | 1648 | 737 |
| 165 | 1666 | 1670 | 1666 | 1667 | 1672 | 472 |
| 175 | 1722 | 1724 | 1717 | 1705 | 1707 | 163 |
| 180 | 1719 | 1719 | 1719 | 1719 | 1719 | |

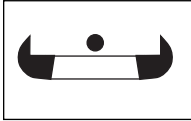
ZONAL LUMEN SUMMARY

| ZONE | LUMENS | %LAMP | %FIXT |
|--------|--------|-------|-------|
| 0-30 | 219 | 2.6 | 3.3 |
| 0-40 | 348 | 4.1 | 5.2 |
| 0-60 | 572 | 6.8 | 8.5 |
| 0-90 | 698 | 8.3 | 10.4 |
| 90-120 | 1624 | 19.3 | 24.1 |
| 90-130 | 2685 | 32.0 | 39.9 |
| 90-150 | 4666 | 55.5 | 69.3 |
| 90-180 | 6038 | 71.9 | 89.6 |
| 0-180 | 6736 | 80.2 | 100.0 |

For layouts or additional photometry, contact your local representative or the factory.

Photometric Reports

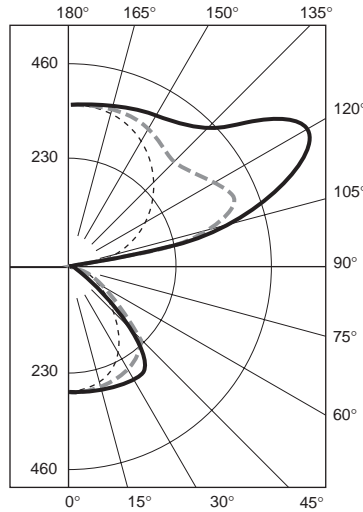
SERIES 10: WCB - OPEN - 1 T8 - EP (ITL REPORT 50843)



70% Uplight
30% Downlight



LEGEND:
0-deg. - - - - -
45-deg. - - - - -
90-deg. ———



ZONAL LUMEN SUMMARY


| ZONE | LUMENS | %LAMP | %FIXT |
|--------|--------|-------|-------|
| 0-30 | 222 | 7.9 | 8.8 |
| 0-40 | 373 | 13.3 | 14.8 |
| 0-60 | 602 | 21.5 | 23.9 |
| 0-90 | 702 | 25.1 | 27.8 |
| 90-120 | 729 | 26.0 | 28.9 |
| 90-130 | 1056 | 37.7 | 41.8 |
| 90-150 | 1529 | 54.6 | 60.6 |
| 90-180 | 1820 | 65.0 | 72.2 |
| 0-180 | 2523 | 90.1 | 100.0 |

TOTAL LUMINAIRE EFFICIENCY = 90.1%

CANDELA DISTRIBUTION

| | 0.0 | 22.5 | 45.0 | 67.5 | 90.0 | FLUX |
|-----|-----|------|------|------|------|------|
| 0 | 281 | 281 | 281 | 281 | 281 | |
| 5 | 279 | 281 | 280 | 279 | 279 | 27 |
| 15 | 254 | 261 | 271 | 283 | 289 | 77 |
| 25 | 221 | 234 | 256 | 283 | 298 | 119 |
| 35 | 180 | 201 | 235 | 282 | 311 | 150 |
| 45 | 136 | 162 | 209 | 210 | 186 | 142 |
| 55 | 92 | 120 | 111 | 79 | 53 | 88 |
| 65 | 50 | 65 | 49 | 55 | 58 | 56 |
| 75 | 26 | 31 | 30 | 39 | 37 | 35 |
| 85 | 6 | 9 | 8 | 11 | 9 | 10 |
| 90 | 0 | 0 | 0 | 0 | 0 | |
| 95 | 18 | 77 | 86 | 97 | 87 | 87 |
| 105 | 76 | 200 | 315 | 352 | 342 | 278 |
| 115 | 142 | 205 | 410 | 528 | 550 | 363 |
| 125 | 197 | 236 | 355 | 501 | 548 | 327 |
| 135 | 248 | 276 | 328 | 405 | 437 | 263 |
| 145 | 289 | 308 | 337 | 363 | 376 | 211 |
| 155 | 320 | 330 | 347 | 358 | 364 | 159 |
| 165 | 341 | 343 | 349 | 355 | 355 | 99 |
| 175 | 349 | 349 | 349 | 347 | 348 | 33 |
| 180 | 348 | 348 | 348 | 348 | 348 | |

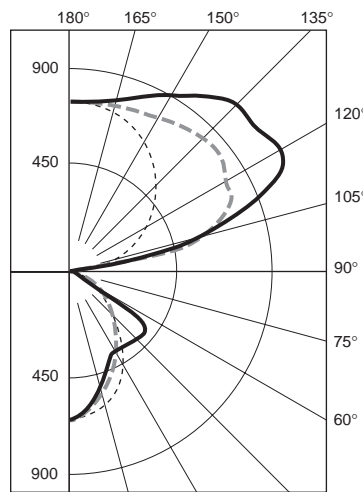
SERIES 10: WCB - OPEN - 2 T8 - EP (ITL REPORT 50844)



75% Uplight
25% Downlight



LEGEND:
0-deg. - - - - -
45-deg. - - - - -
90-deg. ———



ZONAL LUMEN SUMMARY

| ZONE | LUMENS | %LAMP | %FIXT |
|--------|--------|-------|-------|
| 0-30 | 401 | 7.2 | 8.1 |
| 0-40 | 618 | 11.0 | 12.5 |
| 0-60 | 1064 | 19.0 | 21.5 |
| 0-90 | 1262 | 22.5 | 25.5 |
| 90-120 | 1298 | 23.2 | 26.2 |
| 90-130 | 1975 | 35.3 | 39.9 |
| 90-150 | 3067 | 54.8 | 61.9 |
| 90-180 | 3690 | 65.9 | 74.5 |
| 0-180 | 4952 | 88.4 | 100.0 |

TOTAL LUMINAIRE EFFICIENCY = 88.4%

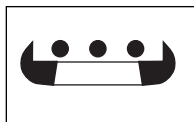
CANDELA DISTRIBUTION

| | 0.0 | 22.5 | 45.0 | 67.5 | 90.0 | FLUX |
|-----|-----|------|------|------|------|------|
| 0 | 621 | 621 | 621 | 621 | 621 | |
| 5 | 615 | 616 | 608 | 605 | 599 | 57 |
| 15 | 561 | 553 | 525 | 508 | 497 | 149 |
| 25 | 485 | 462 | 411 | 389 | 381 | 195 |
| 35 | 396 | 357 | 302 | 339 | 367 | 217 |
| 45 | 299 | 253 | 263 | 331 | 377 | 228 |
| 55 | 197 | 167 | 222 | 316 | 379 | 218 |
| 65 | 97 | 104 | 142 | 146 | 138 | 127 |
| 75 | 49 | 50 | 51 | 56 | 55 | 56 |
| 85 | 11 | 14 | 14 | 15 | 14 | 15 |
| 90 | 0 | 0 | 0 | 0 | 0 | |
| 95 | 32 | 127 | 136 | 154 | 140 | 140 |
| 105 | 147 | 367 | 535 | 552 | 537 | 476 |
| 115 | 277 | 484 | 741 | 936 | 973 | 682 |
| 125 | 398 | 548 | 815 | 954 | 1018 | 677 |
| 135 | 507 | 588 | 811 | 972 | 1032 | 607 |
| 145 | 601 | 642 | 778 | 898 | 941 | 485 |
| 155 | 673 | 692 | 730 | 795 | 830 | 345 |
| 165 | 719 | 724 | 734 | 745 | 752 | 208 |
| 175 | 740 | 741 | 736 | 732 | 734 | 70 |
| 180 | 738 | 738 | 738 | 738 | 738 | |

KSID.3056.0301

Photometric Reports

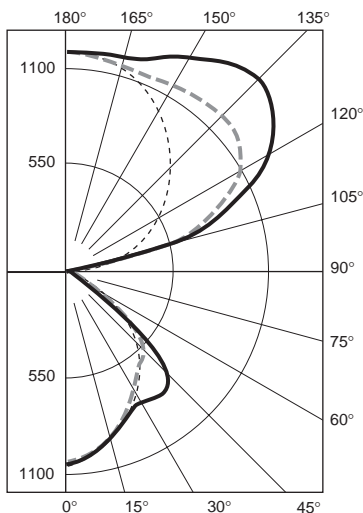
SERIES 10: WCB - OPEN - 3 T8 - EP (ITL REPORT 50845)



70% Uplight
30% Downlight



LEGEND:
0-deg. - - - - -
45-deg. - - - - -
90-deg. ————



ZONAL LUMEN SUMMARY

| ZONE | LUMENS | %LAMP | %FIXT |
|--------|--------|-------|-------|
| 0-30 | 746 | 8.9 | 10.1 |
| 0-40 | 1193 | 14.2 | 16.1 |
| 0-60 | 1997 | 23.8 | 26.9 |
| 0-90 | 2334 | 27.8 | 31.4 |
| 90-120 | 1532 | 18.2 | 20.6 |
| 90-130 | 2495 | 29.7 | 33.6 |
| 90-150 | 4114 | 49.0 | 55.4 |
| 90-180 | 5088 | 60.6 | 68.6 |
| 0-180 | 7422 | 88.4 | 100.0 |

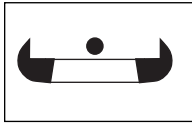
TOTAL LUMINAIRE EFFICIENCY = 88.4%

| CANDELA DISTRIBUTION | | | | | FLUX |
|----------------------|------|------|------|------|----------|
| 0.0 | 22.5 | 45.0 | 67.5 | 90.0 | |
| 0 | 1059 | 1059 | 1059 | 1059 | 1059 |
| 5 | 1049 | 1050 | 1044 | 1039 | 1034 99 |
| 15 | 960 | 956 | 945 | 945 | 943 268 |
| 25 | 835 | 825 | 807 | 824 | 839 380 |
| 35 | 686 | 669 | 667 | 761 | 831 447 |
| 45 | 518 | 507 | 583 | 636 | 670 447 |
| 55 | 346 | 349 | 401 | 442 | 473 357 |
| 65 | 178 | 197 | 216 | 211 | 195 205 |
| 75 | 89 | 94 | 97 | 108 | 108 105 |
| 85 | 19 | 24 | 23 | 27 | 26 27 |
| 90 | 0 | 0 | 0 | 0 | 0 |
| 95 | 44 | 115 | 113 | 126 | 114 127 |
| 105 | 221 | 508 | 566 | 539 | 508 525 |
| 115 | 423 | 686 | 995 | 1130 | 1136 880 |
| 125 | 614 | 801 | 1152 | 1349 | 1405 962 |
| 135 | 788 | 895 | 1178 | 1395 | 1471 889 |
| 145 | 939 | 1002 | 1169 | 1321 | 1381 730 |
| 155 | 1058 | 1090 | 1144 | 1223 | 1265 535 |
| 165 | 1135 | 1144 | 1163 | 1178 | 1188 329 |
| 175 | 1170 | 1172 | 1167 | 1161 | 1163 111 |
| 180 | 1168 | 1168 | 1168 | 1168 | 1168 |

For layouts or additional photometry, contact your local representative or the factory.

Photometric Reports

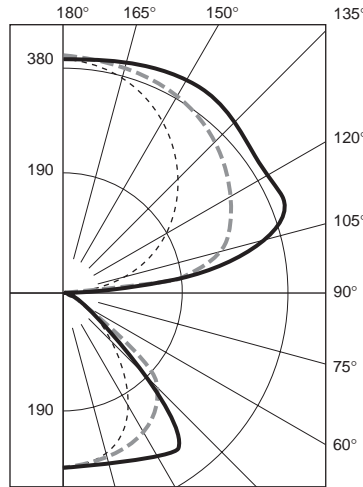
SERIES 10: WCB - OPEN - 1 T8 - 91W (ITL REPORT 50799)



70% Uplight
30% Downlight



LEGEND:
0-deg. - - - - -
45-deg. - - - - -
90-deg. ————



TOTAL LUMINAIRE EFFICIENCY = 89.4%

| CANDELA DISTRIBUTION | | | | | | FLUX |
|----------------------|-----|------|------|------|------|------|
| | 0.0 | 22.5 | 45.0 | 67.5 | 90.0 | |
| 0 | 287 | 287 | 287 | 287 | 287 | |
| 5 | 285 | 286 | 285 | 285 | 284 | 27 |
| 15 | 260 | 266 | 276 | 287 | 293 | 78 |
| 25 | 226 | 239 | 261 | 288 | 304 | 122 |
| 35 | 186 | 205 | 241 | 288 | 318 | 154 |
| 45 | 141 | 166 | 215 | 217 | 196 | 147 |
| 55 | 96 | 124 | 117 | 82 | 56 | 92 |
| 65 | 54 | 68 | 52 | 58 | 65 | 59 |
| 75 | 28 | 32 | 32 | 40 | 39 | 36 |
| 85 | 6 | 9 | 8 | 11 | 9 | 10 |
| 90 | 0 | 0 | 0 | 0 | 0 | |
| 95 | 17 | 96 | 91 | 124 | 91 | 100 |
| 105 | 83 | 168 | 265 | 343 | 359 | 260 |
| 115 | 158 | 219 | 304 | 377 | 401 | 292 |
| 125 | 222 | 267 | 334 | 387 | 401 | 291 |
| 135 | 278 | 310 | 362 | 402 | 412 | 274 |
| 145 | 326 | 345 | 377 | 406 | 418 | 235 |
| 155 | 361 | 370 | 387 | 401 | 408 | 178 |
| 165 | 382 | 386 | 390 | 394 | 397 | 110 |
| 175 | 392 | 393 | 392 | 390 | 390 | 37 |
| 180 | 392 | 392 | 392 | 392 | 392 | |

ZONAL LUMEN SUMMARY

| ZONE | LUMENS | %LAMP | %FIXT |
|--------|--------|-------|-------|
| 0-30 | 227 | 8.1 | 9.1 |
| 0-40 | 381 | 13.6 | 15.2 |
| 0-60 | 619 | 22.1 | 24.7 |
| 0-90 | 724 | 25.9 | 28.9 |
| 90-120 | 652 | 23.3 | 26.0 |
| 90-130 | 943 | 33.7 | 37.7 |
| 90-150 | 1453 | 51.9 | 58.0 |
| 90-180 | 1779 | 63.5 | 71.1 |
| 0-180 | 2503 | 89.4 | 100.0 |

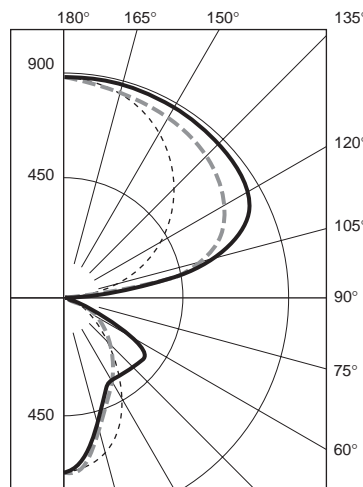
SERIES 10: WCB - OPEN - 2 T8 - 91W (ITL REPORT 50800)



75% Uplight
25% Downlight



LEGEND:
0-deg. - - - - -
45-deg. - - - - -
90-deg. ————



TOTAL LUMINAIRE EFFICIENCY = 87.4%

| CANDELA DISTRIBUTION | | | | | | FLUX |
|----------------------|-----|------|------|------|------|------|
| | 0.0 | 22.5 | 45.0 | 67.5 | 90.0 | |
| 0 | 618 | 618 | 618 | 618 | 618 | |
| 5 | 613 | 612 | 606 | 603 | 598 | 57 |
| 15 | 559 | 551 | 522 | 506 | 497 | 148 |
| 25 | 486 | 461 | 409 | 387 | 378 | 195 |
| 35 | 397 | 357 | 303 | 342 | 370 | 218 |
| 45 | 302 | 254 | 267 | 334 | 381 | 230 |
| 55 | 199 | 169 | 225 | 319 | 385 | 221 |
| 65 | 100 | 107 | 144 | 151 | 147 | 132 |
| 75 | 49 | 51 | 52 | 58 | 58 | 57 |
| 85 | 10 | 14 | 14 | 15 | 14 | 16 |
| 90 | 0 | 0 | 0 | 0 | 0 | |
| 95 | 35 | 131 | 133 | 147 | 125 | 138 |
| 105 | 172 | 330 | 491 | 560 | 555 | 455 |
| 115 | 332 | 452 | 626 | 765 | 811 | 596 |
| 125 | 474 | 560 | 700 | 818 | 858 | 614 |
| 135 | 606 | 667 | 758 | 844 | 874 | 583 |
| 145 | 718 | 760 | 811 | 861 | 881 | 507 |
| 155 | 802 | 825 | 855 | 878 | 887 | 393 |
| 165 | 857 | 865 | 877 | 885 | 893 | 248 |
| 175 | 884 | 884 | 881 | 877 | 879 | 84 |
| 180 | 882 | 882 | 882 | 882 | 882 | |

ZONAL LUMEN SUMMARY

| ZONE | LUMENS | %LAMP | %FIXT |
|--------|--------|-------|-------|
| 0-30 | 400 | 7.1 | 8.2 |
| 0-40 | 618 | 11.0 | 12.6 |
| 0-60 | 1070 | 19.1 | 21.9 |
| 0-90 | 1275 | 22.8 | 26.1 |
| 90-120 | 1188 | 21.2 | 24.3 |
| 90-130 | 1803 | 32.2 | 36.8 |
| 90-150 | 2892 | 51.6 | 59.1 |
| 90-180 | 3617 | 64.6 | 73.9 |
| 0-180 | 4892 | 87.4 | 100.0 |

Photometric Reports

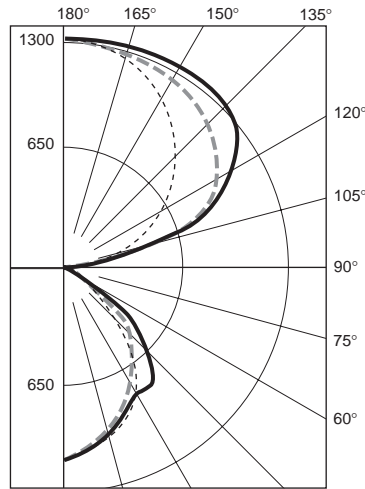
SERIES 10: WCB - OPEN - 3 T8 - 91W (ITL REPORT 50801)



70% Uplight
30% Downlight



LEGEND:
0-deg. - - - - -
45-deg. - - - - -
90-deg. ————



TOTAL LUMINAIRE EFFICIENCY = 88.5%

| CANDELA DISTRIBUTION | | | | | FLUX |
|----------------------|------|------|------|------|------|
| | 0.0 | 22.5 | 45.0 | 67.5 | 90.0 |
| 0 | 1072 | 1072 | 1072 | 1072 | 1072 |
| 5 | 1067 | 1064 | 1056 | 1051 | 1045 |
| 15 | 974 | 968 | 951 | 952 | 949 |
| 25 | 848 | 833 | 814 | 832 | 846 |
| 35 | 700 | 678 | 674 | 769 | 840 |
| 45 | 534 | 514 | 590 | 645 | 677 |
| 55 | 359 | 360 | 411 | 451 | 487 |
| 65 | 182 | 205 | 224 | 219 | 206 |
| 75 | 92 | 98 | 101 | 112 | 113 |
| 85 | 23 | 28 | 27 | 32 | 30 |
| 90 | 0 | 0 | 0 | 0 | 0 |
| 95 | 47 | 130 | 123 | 137 | 120 |
| 105 | 250 | 465 | 537 | 559 | 545 |
| 115 | 482 | 655 | 875 | 967 | 980 |
| 125 | 704 | 825 | 1038 | 1204 | 1237 |
| 135 | 901 | 984 | 1143 | 1272 | 1317 |
| 145 | 1071 | 1119 | 1209 | 1302 | 1340 |
| 155 | 1199 | 1221 | 1270 | 1310 | 1327 |
| 165 | 1285 | 1288 | 1301 | 1315 | 1324 |
| 175 | 1326 | 1326 | 1318 | 1311 | 1312 |
| 180 | 1322 | 1322 | 1322 | 1322 | 1322 |

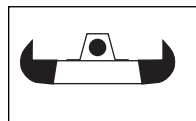
ZONAL LUMEN SUMMARY

| ZONE | LUMENS | %LAMP | %FIXT |
|--------|--------|-------|-------|
| 0-30 | 753 | 9.0 | 10.1 |
| 0-40 | 1206 | 14.4 | 16.2 |
| 0-60 | 2026 | 24.1 | 27.2 |
| 0-90 | 2379 | 28.3 | 32.0 |
| 90-120 | 1448 | 17.2 | 19.5 |
| 90-130 | 2349 | 28.0 | 31.6 |
| 90-150 | 3978 | 47.4 | 53.5 |
| 90-180 | 5057 | 60.2 | 68.0 |
| 0-180 | 7436 | 88.5 | 100.0 |

For layouts or additional photometry, contact your local representative or the factory.

Photometric Reports

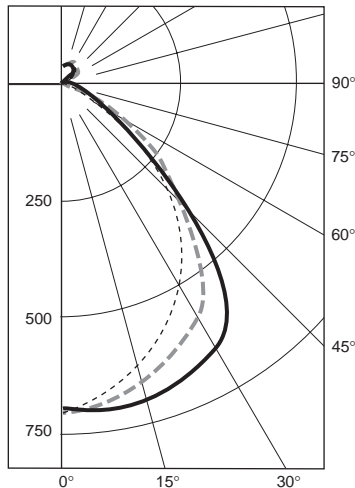
SERIES 10: WCB - CCO - 1 T8 - 91W (ITL REPORT 50802)



10% Uplight
90% Downlight



LEGEND:
0-deg. - - - - -
45-deg. - - - - -
90-deg. ————



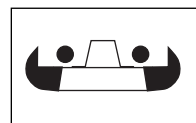
ZONAL LUMEN SUMMARY

| ZONE | LUMENS | %LAMP | %FIXT |
|--------|--------|-------|-------|
| 0-30 | 536 | 19.1 | 30.8 |
| 0-40 | 872 | 31.2 | 50.1 |
| 0-60 | 1393 | 49.7 | 79.9 |
| 0-90 | 1574 | 56.2 | 90.3 |
| 90-120 | 50 | 1.8 | 2.9 |
| 90-130 | 82 | 2.9 | 4.7 |
| 90-150 | 137 | 4.9 | 7.9 |
| 90-180 | 169 | 6.0 | 9.7 |
| 0-180 | 1743 | 62.3 | 100.0 |

TOTAL LUMINAIRE EFFICIENCY = 62.3%

| | CANDELA DISTRIBUTION | | | | | FLUX |
|-----|----------------------|------|------|------|------|------|
| | 0.0 | 22.5 | 45.0 | 67.5 | 90.0 | |
| 0 | 689 | 689 | 689 | 689 | 689 | |
| 5 | 688 | 686 | 687 | 684 | 683 | 65 |
| 15 | 628 | 638 | 661 | 683 | 695 | 187 |
| 25 | 550 | 572 | 617 | 661 | 684 | 284 |
| 35 | 454 | 488 | 541 | 590 | 621 | 336 |
| 45 | 345 | 389 | 430 | 415 | 410 | 310 |
| 55 | 230 | 270 | 252 | 208 | 192 | 210 |
| 65 | 111 | 130 | 110 | 77 | 63 | 105 |
| 75 | 57 | 60 | 55 | 54 | 52 | 59 |
| 85 | 15 | 16 | 14 | 16 | 15 | 17 |
| 90 | 0 | 0 | 0 | 0 | 0 | |
| 95 | 5 | 2 | 1 | 1 | 1 | 3 |
| 105 | 26 | 28 | 9 | 8 | 6 | 17 |
| 115 | 45 | 36 | 35 | 23 | 17 | 31 |
| 125 | 46 | 44 | 34 | 28 | 21 | 31 |
| 135 | 44 | 46 | 39 | 30 | 25 | 29 |
| 145 | 41 | 44 | 48 | 41 | 35 | 27 |
| 155 | 37 | 39 | 43 | 44 | 45 | 19 |
| 165 | 31 | 31 | 36 | 36 | 38 | 10 |
| 175 | 27 | 27 | 27 | 27 | 28 | 3 |
| 180 | 27 | 27 | 27 | 27 | 27 | |

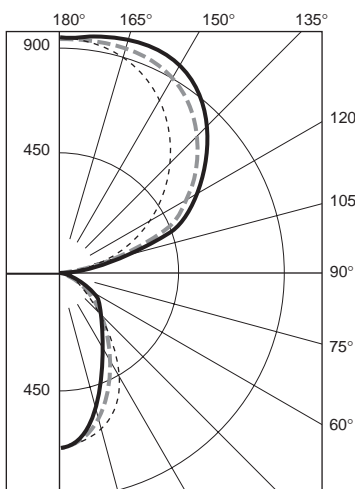
SERIES 10: WCB - CCO - 2 T8 - 91W (ITL REPORT 50803)



75% Uplight
25% Downlight



LEGEND:
0-deg. - - - - -
45-deg. - - - - -
90-deg. ————



ZONAL LUMEN SUMMARY

| ZONE | LUMENS | %LAMP | %FIXT |
|--------|--------|-------|-------|
| 0-30 | 430 | 7.7 | 9.7 |
| 0-40 | 647 | 11.6 | 14.5 |
| 0-60 | 1008 | 18.0 | 22.7 |
| 0-90 | 1176 | 21.0 | 26.4 |
| 90-120 | 833 | 14.9 | 18.7 |
| 90-130 | 1381 | 24.7 | 31.1 |
| 90-150 | 2489 | 44.4 | 56.0 |
| 90-180 | 3271 | 58.4 | 73.6 |
| 0-180 | 4448 | 79.4 | 100.0 |

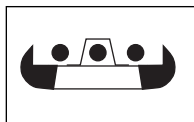
TOTAL LUMINAIRE EFFICIENCY = 79.4%

| | CANDELA DISTRIBUTION | | | | | FLUX |
|-----|----------------------|------|------|------|------|------|
| | 0.0 | 22.5 | 45.0 | 67.5 | 90.0 | |
| 0 | 665 | 665 | 665 | 665 | 665 | |
| 5 | 658 | 657 | 653 | 651 | 646 | 62 |
| 15 | 598 | 592 | 566 | 550 | 539 | 160 |
| 25 | 516 | 493 | 439 | 417 | 409 | 209 |
| 35 | 418 | 377 | 317 | 319 | 322 | 217 |
| 45 | 310 | 262 | 232 | 247 | 264 | 199 |
| 55 | 200 | 164 | 164 | 190 | 211 | 162 |
| 65 | 87 | 87 | 103 | 135 | 129 | 106 |
| 75 | 42 | 44 | 45 | 49 | 49 | 49 |
| 85 | 10 | 12 | 12 | 13 | 12 | 14 |
| 90 | 0 | 2 | 5 | 5 | 6 | |
| 95 | 30 | 71 | 65 | 69 | 62 | 75 |
| 105 | 162 | 266 | 309 | 310 | 298 | 294 |
| 115 | 321 | 423 | 481 | 541 | 558 | 465 |
| 125 | 475 | 580 | 626 | 666 | 677 | 548 |
| 135 | 621 | 712 | 762 | 791 | 798 | 574 |
| 145 | 745 | 811 | 875 | 899 | 902 | 533 |
| 155 | 845 | 882 | 930 | 964 | 975 | 425 |
| 165 | 909 | 923 | 946 | 964 | 973 | 267 |
| 175 | 943 | 944 | 942 | 938 | 941 | 90 |
| 180 | 941 | 941 | 941 | 941 | 941 | |

KSD30420301

Photometric Reports

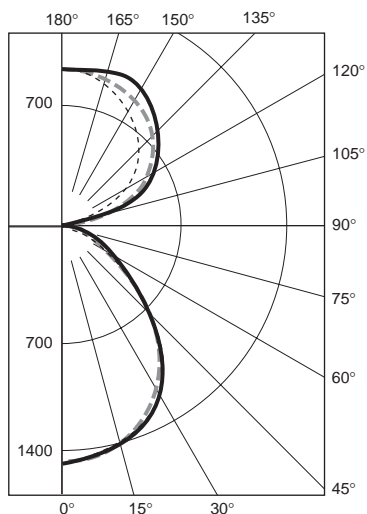
SERIES 10: WCB - CCO - 3 T8 - 91W (ITL REPORT 50804)



55% Uplight
45% Downlight



LEGEND:
0-deg. - - - - -
45-deg. - - - - -
90-deg. ————



TOTAL LUMINAIRE EFFICIENCY = 73.8%

| CANDELA DISTRIBUTION | | | | | FLUX |
|----------------------|------|------|------|------|------|
| | 0.0 | 22.5 | 45.0 | 67.5 | 90.0 |
| 0 | 1464 | 1464 | 1464 | 1464 | 1464 |
| 5 | 1454 | 1454 | 1451 | 1444 | 1439 |
| 15 | 1326 | 1330 | 1320 | 1320 | 1320 |
| 25 | 1146 | 1143 | 1124 | 1146 | 1162 |
| 35 | 941 | 925 | 911 | 949 | 986 |
| 45 | 704 | 694 | 690 | 683 | 683 |
| 55 | 461 | 458 | 429 | 397 | 391 |
| 65 | 208 | 230 | 215 | 210 | 195 |
| 75 | 104 | 110 | 107 | 110 | 109 |
| 85 | 25 | 30 | 28 | 30 | 29 |
| 90 | 0 | 3 | 3 | 4 | 4 |
| 95 | 31 | 76 | 66 | 73 | 67 |
| 105 | 169 | 276 | 316 | 326 | 309 |
| 115 | 328 | 426 | 498 | 554 | 565 |
| 125 | 487 | 582 | 634 | 678 | 688 |
| 135 | 633 | 711 | 760 | 793 | 799 |
| 145 | 756 | 810 | 872 | 895 | 896 |
| 155 | 855 | 884 | 928 | 960 | 971 |
| 165 | 920 | 929 | 947 | 963 | 971 |
| 175 | 949 | 949 | 947 | 943 | 945 |
| 180 | 948 | 948 | 948 | 948 | 948 |

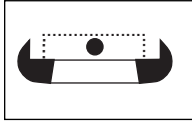
ZONAL LUMEN SUMMARY

| ZONE | LUMENS | %LAMP | %FIXT |
|--------|--------|-------|-------|
| 0-30 | 1037 | 12.3 | 16.7 |
| 0-40 | 1623 | 19.3 | 26.2 |
| 0-60 | 2537 | 30.2 | 40.9 |
| 0-90 | 2900 | 34.5 | 46.8 |
| 90-120 | 857 | 10.2 | 13.8 |
| 90-130 | 1411 | 16.8 | 22.8 |
| 90-150 | 2520 | 30.0 | 40.6 |
| 90-180 | 3303 | 39.3 | 53.2 |
| 0-180 | 6202 | 73.8 | 100.0 |

For layouts or additional photometry, contact your local representative or the factory.

Photometric Reports

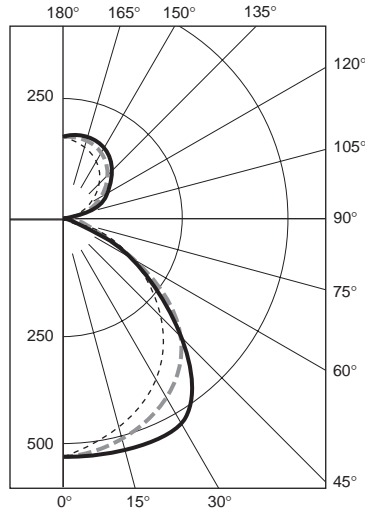
SERIES 10: WCB - STO - 1 T8 - 91W (ITL REPORT 50805)



30% Uplight
70% Downlight



LEGEND:
0-deg. - - - - -
45-deg. - - - - -
90-deg. ————



ZONAL LUMEN SUMMARY

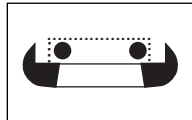
| ZONE | LUMENS | %LAMP | %FIXT |
|--------|--------|-------|-------|
| 0-30 | 416 | 14.8 | 22.4 |
| 0-40 | 684 | 24.4 | 36.9 |
| 0-60 | 1123 | 40.1 | 60.5 |
| 0-90 | 1318 | 47.1 | 71.1 |
| 90-120 | 120 | 4.3 | 6.5 |
| 90-130 | 208 | 7.4 | 11.2 |
| 90-150 | 401 | 14.3 | 21.6 |
| 90-180 | 537 | 19.2 | 28.9 |
| 0-180 | 1855 | 66.3 | 100.0 |

TOTAL LUMINAIRE EFFICIENCY = 66.3%

CANDELA DISTRIBUTION

| | 0.0 | 22.5 | 45.0 | 67.5 | 90.0 | FLUX |
|-----|-----|------|------|------|------|------|
| 0 | 526 | 526 | 526 | 526 | 526 | |
| 5 | 525 | 526 | 527 | 526 | 526 | 50 |
| 15 | 484 | 492 | 506 | 524 | 533 | 144 |
| 25 | 429 | 444 | 477 | 515 | 536 | 222 |
| 35 | 359 | 385 | 431 | 472 | 494 | 268 |
| 45 | 280 | 314 | 348 | 345 | 343 | 254 |
| 55 | 195 | 232 | 214 | 187 | 180 | 185 |
| 65 | 103 | 120 | 111 | 123 | 130 | 117 |
| 75 | 51 | 55 | 56 | 64 | 66 | 62 |
| 85 | 11 | 14 | 13 | 16 | 15 | 16 |
| 90 | 0 | 1 | 2 | 2 | 3 | |
| 95 | 3 | 8 | 12 | 23 | 20 | 16 |
| 105 | 21 | 33 | 36 | 54 | 62 | 43 |
| 115 | 47 | 60 | 61 | 67 | 65 | 62 |
| 125 | 79 | 92 | 102 | 111 | 105 | 88 |
| 135 | 107 | 118 | 132 | 142 | 140 | 99 |
| 145 | 132 | 139 | 150 | 160 | 162 | 93 |
| 155 | 150 | 153 | 159 | 167 | 169 | 74 |
| 165 | 161 | 162 | 164 | 167 | 168 | 46 |
| 175 | 166 | 166 | 166 | 165 | 164 | 16 |
| 180 | 166 | 166 | 166 | 166 | 166 | |

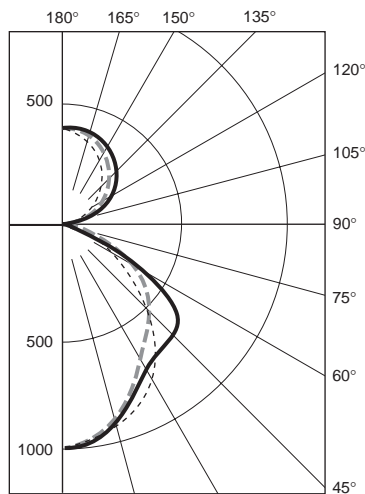
SERIES 10: WCB - STO - 2 T8 - 91W (ITL REPORT 50806)



35% Uplight
65% Downlight



LEGEND:
0-deg. - - - - -
45-deg. - - - - -
90-deg. ————



ZONAL LUMEN SUMMARY

| ZONE | LUMENS | %LAMP | %FIXT |
|--------|--------|-------|-------|
| 0-30 | 697 | 12.4 | 19.7 |
| 0-40 | 1110 | 19.8 | 31.4 |
| 0-60 | 1935 | 34.6 | 54.8 |
| 0-90 | 2282 | 40.8 | 64.6 |
| 90-120 | 280 | 5.0 | 7.9 |
| 90-130 | 488 | 8.7 | 13.8 |
| 90-150 | 928 | 16.6 | 26.3 |
| 90-180 | 1251 | 22.3 | 35.4 |
| 0-180 | 3533 | 63.1 | 100.0 |

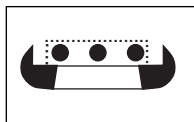
TOTAL LUMINAIRE EFFICIENCY = 63.1%

CANDELA DISTRIBUTION

| | 0.0 | 22.5 | 45.0 | 67.5 | 90.0 | FLUX |
|-----|-----|------|------|------|------|------|
| 0 | 996 | 996 | 996 | 996 | 996 | |
| 5 | 989 | 988 | 982 | 977 | 972 | 93 |
| 15 | 910 | 905 | 881 | 875 | 871 | 250 |
| 25 | 801 | 783 | 750 | 753 | 758 | 353 |
| 35 | 669 | 639 | 617 | 682 | 730 | 414 |
| 45 | 516 | 488 | 529 | 635 | 704 | 437 |
| 55 | 355 | 345 | 421 | 519 | 576 | 388 |
| 65 | 181 | 194 | 236 | 249 | 249 | 224 |
| 75 | 88 | 90 | 90 | 97 | 98 | 99 |
| 85 | 19 | 22 | 20 | 23 | 23 | 25 |
| 90 | 0 | 1 | 3 | 6 | 7 | |
| 95 | 7 | 17 | 25 | 34 | 33 | 28 |
| 105 | 50 | 73 | 91 | 113 | 120 | 96 |
| 115 | 105 | 135 | 155 | 184 | 195 | 156 |
| 125 | 177 | 202 | 239 | 264 | 267 | 208 |
| 135 | 248 | 267 | 300 | 328 | 331 | 228 |
| 145 | 306 | 316 | 344 | 362 | 368 | 213 |
| 155 | 354 | 360 | 375 | 387 | 392 | 172 |
| 165 | 389 | 391 | 393 | 397 | 400 | 111 |
| 175 | 405 | 407 | 406 | 404 | 404 | 39 |
| 180 | 405 | 405 | 405 | 405 | 405 | |

Photometric Reports

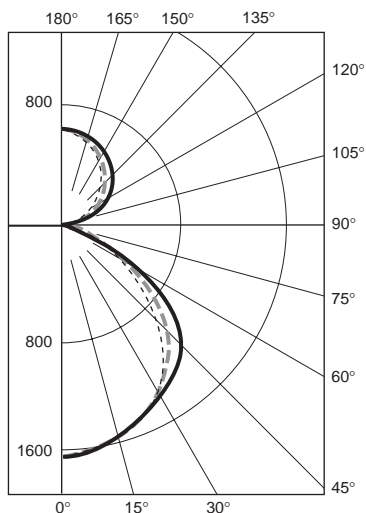
SERIES 10: WCB - STO - 3 T8 - 91W (ITL REPORT 50807)



30% Uplight
70% Downlight



LEGEND:
0-deg. - - - - -
45-deg. - - - - -
90-deg. ————



ZONAL LUMEN SUMMARY

| ZONE | LUMENS | %LAMP | %FIXT |
|--------|--------|-------|-------|
| 0-30 | 1207 | 14.4 | 22.2 |
| 0-40 | 1933 | 23.0 | 35.5 |
| 0-60 | 3198 | 38.1 | 58.7 |
| 0-90 | 3722 | 44.3 | 68.3 |
| 90-120 | 342 | 4.1 | 6.3 |
| 90-130 | 623 | 7.4 | 11.4 |
| 90-150 | 1254 | 14.9 | 23.0 |
| 90-180 | 1729 | 20.6 | 31.7 |
| 0-180 | 5451 | 64.9 | 100 |

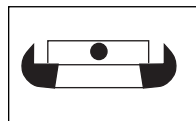
TOTAL LUMINAIRE EFFICIENCY = 64.9%

| CANDELA DISTRIBUTION | | | | | FLUX |
|----------------------|------|------|------|------|----------|
| | 0.0 | 22.5 | 45.0 | 67.5 | 90.0 |
| 0 | 1655 | 1655 | 1655 | 1655 | 1655 |
| 5 | 1648 | 1646 | 1638 | 1630 | 1625 155 |
| 15 | 1515 | 1517 | 1514 | 1522 | 1530 429 |
| 25 | 1328 | 1327 | 1333 | 1377 | 1409 624 |
| 35 | 1103 | 1101 | 1130 | 1221 | 1282 726 |
| 45 | 850 | 856 | 909 | 956 | 996 704 |
| 55 | 577 | 596 | 610 | 662 | 705 561 |
| 65 | 283 | 310 | 334 | 333 | 320 322 |
| 75 | 140 | 147 | 146 | 157 | 156 158 |
| 85 | 32 | 39 | 36 | 42 | 39 43 |
| 90 | 0 | 2 | 4 | 4 | 4 |
| 95 | 9 | 20 | 28 | 42 | 43 32 |
| 105 | 62 | 90 | 108 | 133 | 133 114 |
| 115 | 141 | 175 | 194 | 224 | 234 197 |
| 125 | 248 | 279 | 323 | 358 | 356 281 |
| 135 | 351 | 379 | 422 | 459 | 465 322 |
| 145 | 445 | 461 | 497 | 526 | 536 309 |
| 155 | 522 | 529 | 549 | 569 | 575 253 |
| 165 | 576 | 578 | 579 | 588 | 590 165 |
| 175 | 603 | 605 | 602 | 598 | 599 57 |
| 180 | 603 | 603 | 603 | 603 | 603 |

For layouts or additional photometry, contact your local representative or the factory.

Photometric Reports

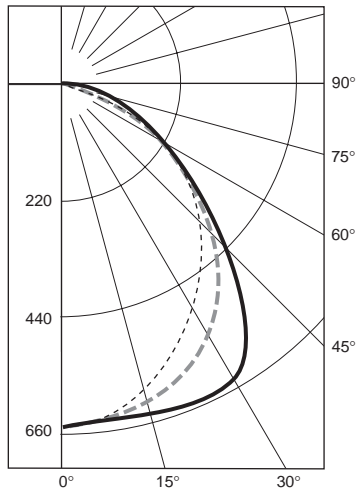
SERIES 10: WCB - TDO - 1 T8 - 91W (ITL REPORT 50808)



100% Downlight



LEGEND:
 0-deg. - - - - -
 45-deg. - - - - -
 90-deg. ————



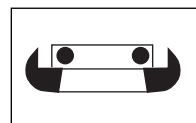
TOTAL LUMINAIRE EFFICIENCY = 57.2%

| | CANDELA DISTRIBUTION | | | | | FLUX |
|----|----------------------|------|------|------|------|------|
| | 0.0 | 22.5 | 45.0 | 67.5 | 90.0 | |
| 0 | 648 | 648 | 648 | 648 | 648 | |
| 5 | 644 | 646 | 646 | 644 | 645 | 61 |
| 15 | 595 | 603 | 621 | 641 | 651 | 176 |
| 25 | 525 | 543 | 581 | 626 | 651 | 270 |
| 35 | 435 | 466 | 521 | 563 | 583 | 321 |
| 45 | 339 | 378 | 410 | 411 | 412 | 304 |
| 55 | 234 | 272 | 259 | 247 | 250 | 230 |
| 65 | 124 | 139 | 141 | 161 | 170 | 146 |
| 75 | 62 | 66 | 67 | 77 | 79 | 74 |
| 85 | 14 | 16 | 16 | 19 | 18 | 19 |
| 90 | 0 | 0 | 0 | 0 | 0 | |

ZONAL LUMEN SUMMARY

| ZONE | LUMENS | %LAMP | %FIXT |
|--------|--------|-------|-------|
| 0-30 | 507 | 18.1 | 31.7 |
| 0-40 | 828 | 29.6 | 51.7 |
| 0-60 | 1361 | 48.6 | 85.0 |
| 0-90 | 1601 | 57.2 | 100.0 |
| 90-180 | 0 | 0.0 | 0.0 |
| 0-180 | 1601 | 57.2 | 100.0 |

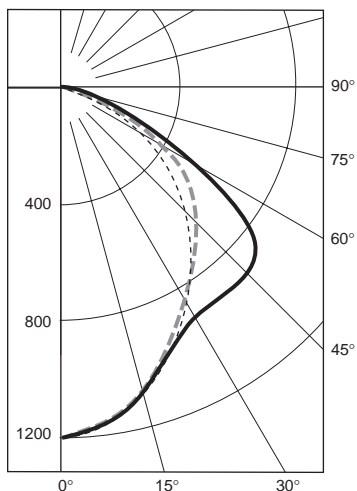
SERIES 10: WCB - TDO - 2 T8 - 91W (ITL REPORT 50809)



100% Downlight



LEGEND:
 0-deg. - - - - -
 45-deg. - - - - -
 90-deg. ————



TOTAL LUMINAIRE EFFICIENCY = 50.1%

| | CANDELA DISTRIBUTION | | | | | FLUX |
|----|----------------------|------|------|------|------|------|
| | 0.0 | 22.5 | 45.0 | 67.5 | 90.0 | |
| 0 | 1190 | 1190 | 1190 | 1190 | 1190 | |
| 5 | 1181 | 1182 | 1177 | 1171 | 1166 | 111 |
| 15 | 1088 | 1085 | 1065 | 1064 | 1065 | 302 |
| 25 | 959 | 945 | 921 | 939 | 954 | 433 |
| 35 | 795 | 778 | 770 | 855 | 917 | 511 |
| 45 | 617 | 598 | 658 | 791 | 883 | 539 |
| 55 | 424 | 423 | 521 | 633 | 681 | 473 |
| 65 | 219 | 245 | 285 | 308 | 316 | 278 |
| 75 | 109 | 114 | 112 | 122 | 121 | 123 |
| 85 | 27 | 30 | 28 | 33 | 30 | 33 |
| 90 | 0 | 0 | 0 | 0 | 0 | |

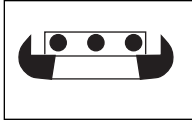
ZONAL LUMEN SUMMARY

| ZONE | LUMENS | %LAMP | %FIXT |
|--------|--------|-------|-------|
| 0-30 | 846 | 15.1 | 30.2 |
| 0-40 | 1357 | 24.2 | 48.4 |
| 0-60 | 2368 | 42.3 | 84.5 |
| 0-90 | 2803 | 50.1 | 100.0 |
| 90-180 | 0 | 0.0 | 0.0 |
| 0-180 | 2803 | 50.1 | 100.0 |

KSID3044-0301

Photometric Reports

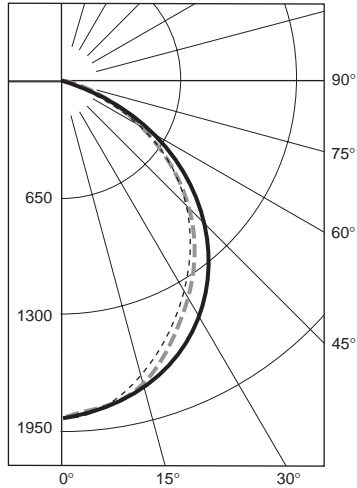
SERIES 10: WCB - TDO - 3 T8 - 91W (ITL REPORT 50810)



100% Downlight



LEGEND:
 0-deg. - - - - -
 45-deg. - - - - -
 90-deg. ————



TOTAL LUMINAIRE EFFICIENCY = 51.0%

| CANDELA DISTRIBUTION | | | | | FLUX | |
|----------------------|------|------|------|------|------|-----|
| | 0.0 | 22.5 | 45.0 | 67.5 | 90.0 | |
| 0 | 1900 | 1900 | 1900 | 1900 | 1900 | |
| 5 | 1888 | 1890 | 1886 | 1877 | 1876 | 179 |
| 15 | 1735 | 1747 | 1748 | 1765 | 1780 | 495 |
| 25 | 1520 | 1530 | 1549 | 1615 | 1662 | 725 |
| 35 | 1262 | 1273 | 1323 | 1419 | 1481 | 841 |
| 45 | 969 | 992 | 1046 | 1092 | 1137 | 808 |
| 55 | 656 | 688 | 697 | 751 | 811 | 640 |
| 65 | 322 | 354 | 379 | 390 | 390 | 372 |
| 75 | 163 | 167 | 165 | 177 | 175 | 179 |
| 85 | 40 | 44 | 40 | 47 | 45 | 48 |
| 90 | 0 | 0 | 0 | 0 | 0 | |

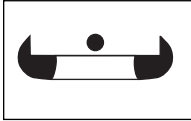
ZONAL LUMEN SUMMARY

| ZONE | LUMENS | %LAMP | %FIXT |
|--------|--------|-------|-------|
| 0-30 | 1399 | 16.7 | 32.6 |
| 0-40 | 2239 | 26.7 | 52.2 |
| 0-60 | 3687 | 43.9 | 86.0 |
| 0-90 | 4286 | 51.0 | 100.0 |
| 90-180 | 0 | 0.0 | 0.0 |
| 0-180 | 4286 | 51.0 | 100.0 |

For layouts or additional photometry, contact your local representative or the factory.

Photometric Reports

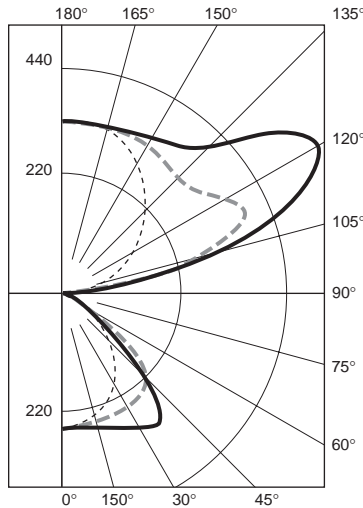
SERIES 10: PLV - OPEN - 1 T8 - EP (ITL REPORT 50831)



70% Uplight
30% Downlight



LEGEND:
0-deg. - - - - -
45-deg. - - - - -
90-deg. ————



ZONAL LUMEN SUMMARY


| ZONE | LUMENS | %LAMP | %FIXT |
|--------|--------|-------|-------|
| 0-30 | 218 | 7.8 | 9.4 |
| 0-40 | 368 | 13.1 | 15.9 |
| 0-60 | 597 | 21.3 | 25.8 |
| 0-90 | 660 | 23.6 | 28.5 |
| 90-120 | 664 | 23.7 | 28.7 |
| 90-130 | 958 | 34.2 | 41.4 |
| 90-150 | 1384 | 49.4 | 59.8 |
| 90-180 | 1656 | 59.1 | 71.5 |
| 0-180 | 2316 | 82.7 | 100.0 |

TOTAL LUMINAIRE EFFICIENCY = 82.7%

CANDELA DISTRIBUTION

| | 0.0 | 22.5 | 45.0 | 67.5 | 90.0 | FLUX |
|-----|-----|------|------|------|------|------|
| 0 | 273 | 273 | 273 | 273 | 273 | |
| 5 | 272 | 272 | 271 | 271 | 270 | 26 |
| 15 | 247 | 252 | 264 | 276 | 283 | 75 |
| 25 | 213 | 225 | 252 | 281 | 297 | 117 |
| 35 | 172 | 193 | 236 | 286 | 320 | 150 |
| 45 | 127 | 155 | 210 | 214 | 212 | 144 |
| 55 | 81 | 110 | 111 | 76 | 65 | 85 |
| 65 | 34 | 48 | 30 | 41 | 51 | 40 |
| 75 | 13 | 15 | 13 | 21 | 26 | 18 |
| 85 | 2 | 3 | 4 | 5 | 6 | 4 |
| 90 | 0 | 0 | 0 | 0 | 0 | |
| 95 | 9 | 70 | 77 | 85 | 74 | 76 |
| 105 | 49 | 173 | 290 | 330 | 325 | 256 |
| 115 | 99 | 167 | 377 | 500 | 521 | 332 |
| 125 | 156 | 198 | 312 | 463 | 520 | 294 |
| 135 | 208 | 240 | 292 | 368 | 401 | 234 |
| 145 | 253 | 276 | 306 | 335 | 350 | 192 |
| 155 | 290 | 303 | 323 | 336 | 343 | 148 |
| 165 | 316 | 320 | 328 | 335 | 339 | 93 |
| 175 | 328 | 330 | 330 | 328 | 328 | 31 |
| 180 | 328 | 328 | 328 | 328 | 328 | |

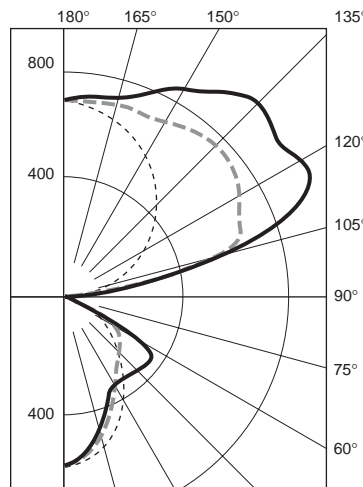
SERIES 10: PLV - OPEN - 2 T8 - EP (ITL REPORT 50832)



75% Uplight
25% Downlight



LEGEND:
0-deg. - - - - -
45-deg. - - - - -
90-deg. ————



ZONAL LUMEN SUMMARY

| ZONE | LUMENS | %LAMP | %FIXT |
|--------|--------|-------|-------|
| 0-30 | 371 | 6.6 | 8.2 |
| 0-40 | 574 | 10.3 | 12.7 |
| 0-60 | 988 | 17.6 | 21.9 |
| 0-90 | 1130 | 20.2 | 25.0 |
| 90-120 | 1182 | 21.1 | 26.1 |
| 90-130 | 1795 | 32.1 | 39.7 |
| 90-150 | 2805 | 50.1 | 62.0 |
| 90-180 | 3391 | 60.6 | 75.0 |
| 0-180 | 4521 | 80.7 | 100.0 |

TOTAL LUMINAIRE EFFICIENCY = 80.7%

CANDELA DISTRIBUTION

| | 0.0 | 22.5 | 45.0 | 67.5 | 90.0 | FLUX |
|-----|-----|------|------|------|------|------|
| 0 | 574 | 574 | 574 | 574 | 574 | |
| 5 | 569 | 568 | 562 | 558 | 553 | 53 |
| 15 | 519 | 509 | 482 | 472 | 463 | 137 |
| 25 | 449 | 422 | 378 | 362 | 359 | 181 |
| 35 | 367 | 325 | 283 | 326 | 356 | 203 |
| 45 | 273 | 225 | 246 | 317 | 367 | 214 |
| 55 | 170 | 138 | 203 | 298 | 362 | 200 |
| 65 | 69 | 74 | 114 | 121 | 118 | 102 |
| 75 | 25 | 26 | 25 | 33 | 41 | 32 |
| 85 | 5 | 6 | 6 | 9 | 11 | 8 |
| 90 | 0 | 0 | 0 | 0 | 0 | |
| 95 | 41 | 112 | 118 | 133 | 117 | 125 |
| 105 | 122 | 331 | 494 | 517 | 501 | 436 |
| 115 | 226 | 421 | 670 | 869 | 908 | 620 |
| 125 | 340 | 486 | 732 | 876 | 937 | 613 |
| 135 | 444 | 535 | 746 | 903 | 965 | 558 |
| 145 | 537 | 585 | 730 | 850 | 894 | 452 |
| 155 | 612 | 640 | 689 | 760 | 799 | 325 |
| 165 | 664 | 673 | 694 | 709 | 717 | 196 |
| 175 | 689 | 688 | 691 | 689 | 691 | 66 |
| 180 | 690 | 690 | 690 | 690 | 690 | |

Photometric Reports

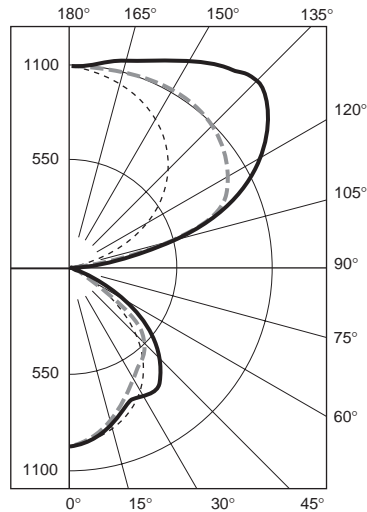
SERIES 10: PLV - OPEN - 3 T8 - EP (ITL REPORT 50833)



70% Uplight
30% Downlight



LEGEND:
0-deg. - - - - -
45-deg. - - - - -
90-deg. ————



ZONAL LUMEN SUMMARY

| ZONE | LUMENS | %LAMP | %FIXT |
|--------|--------|-------|-------|
| 0-30 | 698 | 8.3 | 10.2 |
| 0-40 | 1119 | 13.3 | 16.3 |
| 0-60 | 1858 | 22.1 | 27.1 |
| 0-90 | 2076 | 24.7 | 30.2 |
| 90-120 | 1457 | 17.3 | 21.2 |
| 90-130 | 2351 | 28.0 | 34.2 |
| 90-150 | 3869 | 46.1 | 56.3 |
| 90-180 | 4793 | 57.1 | 69.8 |
| 0-180 | 6869 | 81.8 | 100.0 |

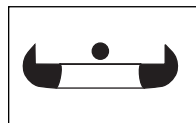
TOTAL LUMINAIRE EFFICIENCY = 81.8%

| CANDELA DISTRIBUTION | | | | | FLUX | |
|----------------------|------|------|------|------|------|-----|
| | 0.0 | 22.5 | 45.0 | 67.5 | 90.0 | |
| 0 | 988 | 988 | 988 | 988 | 988 | |
| 5 | 978 | 980 | 974 | 970 | 965 | 92 |
| 15 | 894 | 892 | 881 | 884 | 882 | 250 |
| 25 | 779 | 768 | 754 | 779 | 798 | 356 |
| 35 | 639 | 619 | 627 | 726 | 800 | 421 |
| 45 | 479 | 461 | 544 | 605 | 648 | 419 |
| 55 | 302 | 304 | 357 | 407 | 455 | 321 |
| 65 | 119 | 141 | 155 | 157 | 158 | 151 |
| 75 | 46 | 47 | 41 | 56 | 69 | 54 |
| 85 | 7 | 9 | 10 | 15 | 17 | 13 |
| 90 | 0 | 0 | 0 | 0 | 0 | |
| 95 | 32 | 114 | 111 | 126 | 113 | 123 |
| 105 | 177 | 464 | 566 | 533 | 507 | 506 |
| 115 | 355 | 619 | 932 | 1091 | 1111 | 828 |
| 125 | 539 | 736 | 1067 | 1267 | 1331 | 894 |
| 135 | 715 | 827 | 1105 | 1308 | 1384 | 829 |
| 145 | 869 | 931 | 1104 | 1261 | 1321 | 689 |
| 155 | 990 | 1020 | 1082 | 1169 | 1215 | 506 |
| 165 | 1073 | 1081 | 1101 | 1122 | 1134 | 312 |
| 175 | 1114 | 1115 | 1111 | 1106 | 1109 | 106 |
| 180 | 1113 | 1113 | 1113 | 1113 | 1113 | |

For layouts or additional photometry, contact your local representative or the factory.

Photometric Reports

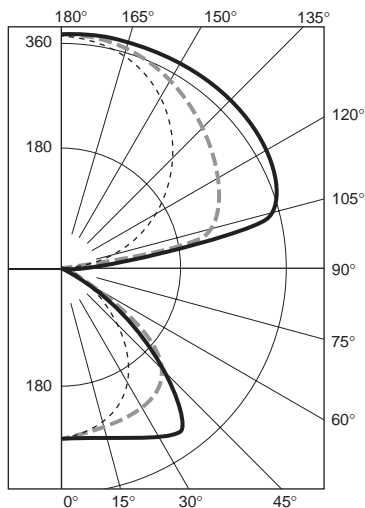
SERIES 10: PLV - OPEN - 1 T8 - 91W (ITL REPORT 50811)



70% Uplight
30% Downlight



LEGEND:
0-deg. - - - - -
45-deg. - - - - -
90-deg. ————



ZONAL LUMEN SUMMARY

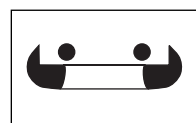
| ZONE | LUMENS | %LAMP | %FIXT |
|--------|--------|-------|-------|
| 0-30 | 221 | 7.9 | 9.7 |
| 0-40 | 375 | 13.4 | 16.4 |
| 0-60 | 609 | 21.8 | 26.7 |
| 0-90 | 678 | 24.2 | 29.7 |
| 90-120 | 580 | 20.7 | 25.4 |
| 90-130 | 841 | 30.0 | 36.8 |
| 90-150 | 1300 | 46.4 | 57.0 |
| 90-180 | 1605 | 57.3 | 70.3 |
| 0-180 | 2283 | 81.5 | 100.0 |

TOTAL LUMINAIRE EFFICIENCY = 81.5%

CANDELA DISTRIBUTION

| | 0.0 | 22.5 | 45.0 | 67.5 | 90.0 | FLUX |
|-----|-----|------|------|------|------|------|
| 0 | 277 | 277 | 277 | 277 | 277 | |
| 5 | 274 | 276 | 275 | 275 | 274 | 26 |
| 15 | 250 | 255 | 267 | 280 | 287 | 76 |
| 25 | 215 | 230 | 256 | 286 | 304 | 119 |
| 35 | 175 | 198 | 241 | 293 | 327 | 153 |
| 45 | 129 | 160 | 214 | 227 | 212 | 147 |
| 55 | 81 | 115 | 109 | 84 | 68 | 87 |
| 65 | 33 | 53 | 31 | 46 | 57 | 44 |
| 75 | 13 | 16 | 14 | 23 | 27 | 20 |
| 85 | 2 | 4 | 4 | 6 | 6 | 5 |
| 90 | 0 | 0 | 0 | 0 | 0 | |
| 95 | 9 | 85 | 76 | 107 | 75 | 84 |
| 105 | 54 | 142 | 244 | 324 | 342 | 235 |
| 115 | 114 | 181 | 275 | 352 | 375 | 261 |
| 125 | 177 | 227 | 297 | 360 | 383 | 261 |
| 135 | 236 | 271 | 322 | 368 | 384 | 246 |
| 145 | 287 | 310 | 343 | 374 | 387 | 214 |
| 155 | 328 | 340 | 358 | 375 | 384 | 165 |
| 165 | 356 | 360 | 366 | 372 | 376 | 104 |
| 175 | 371 | 372 | 371 | 369 | 369 | 35 |
| 180 | 371 | 371 | 371 | 371 | 371 | |

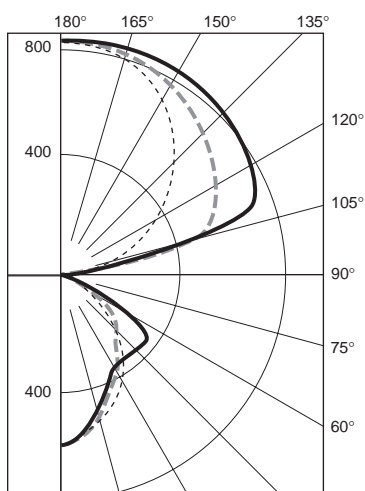
SERIES 10: PLV - OPEN - 2 T8 - 91W (ITL REPORT 50812)



75% Uplight
25% Downlight



LEGEND:
0-deg. - - - - -
45-deg. - - - - -
90-deg. ————



ZONAL LUMEN SUMMARY

| ZONE | LUMENS | %LAMP | %FIXT |
|--------|--------|-------|-------|
| 0-30 | 388 | 6.9 | 8.6 |
| 0-40 | 597 | 10.7 | 13.3 |
| 0-60 | 1021 | 18.2 | 22.6 |
| 0-90 | 1169 | 20.9 | 25.9 |
| 90-120 | 1090 | 19.5 | 24.2 |
| 90-130 | 1647 | 29.4 | 36.5 |
| 90-150 | 2656 | 47.4 | 58.9 |
| 90-180 | 3338 | 59.6 | 74.1 |
| 0-180 | 4508 | 80.5 | 100.0 |

TOTAL LUMINAIRE EFFICIENCY = 80.5%

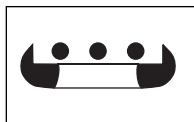
CANDELA DISTRIBUTION

| | 0.0 | 22.5 | 45.0 | 67.5 | 90.0 | FLUX |
|-----|-----|------|------|------|------|------|
| 0 | 599 | 599 | 599 | 599 | 599 | |
| 5 | 596 | 595 | 589 | 585 | 580 | 56 |
| 15 | 544 | 534 | 509 | 495 | 486 | 144 |
| 25 | 470 | 444 | 396 | 378 | 373 | 189 |
| 35 | 384 | 339 | 290 | 330 | 358 | 209 |
| 45 | 286 | 234 | 250 | 322 | 372 | 219 |
| 55 | 178 | 142 | 208 | 304 | 371 | 204 |
| 65 | 73 | 75 | 119 | 126 | 128 | 107 |
| 75 | 27 | 27 | 26 | 34 | 44 | 34 |
| 85 | 5 | 7 | 6 | 9 | 11 | 8 |
| 90 | 0 | 0 | 0 | 0 | 0 | |
| 95 | 22 | 122 | 126 | 135 | 127 | 127 |
| 105 | 132 | 287 | 465 | 541 | 539 | 423 |
| 115 | 269 | 391 | 564 | 710 | 761 | 540 |
| 125 | 412 | 499 | 638 | 751 | 792 | 557 |
| 135 | 541 | 605 | 701 | 789 | 821 | 537 |
| 145 | 654 | 694 | 758 | 816 | 838 | 473 |
| 155 | 745 | 764 | 802 | 834 | 846 | 369 |
| 165 | 805 | 811 | 824 | 839 | 845 | 233 |
| 175 | 837 | 838 | 834 | 831 | 832 | 79 |
| 180 | 837 | 837 | 837 | 837 | 837 | |

KSID:3045:0301

Photometric Reports

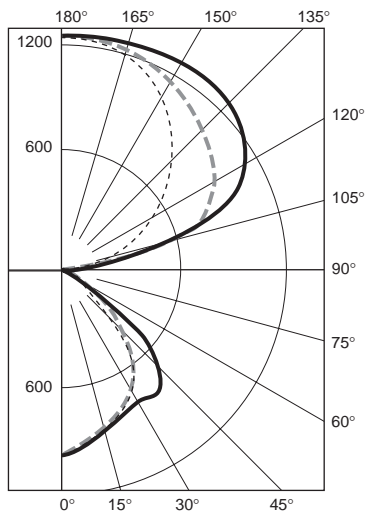
SERIES 10: PLV - OPEN - 3 T8 - 91W (ITL REPORT 50813)



70% Uplight
30% Downlight



LEGEND:
0-deg. - - - - -
45-deg. - - - - -
90-deg. ————



ZONAL LUMEN SUMMARY

| ZONE | LUMENS | %LAMP | %FIXT |
|--------|--------|-------|-------|
| 0-30 | 701 | 8.3 | 10.3 |
| 0-40 | 1126 | 13.4 | 16.5 |
| 0-60 | 1873 | 22.3 | 27.4 |
| 0-90 | 2093 | 24.9 | 30.6 |
| 90-120 | 1359 | 16.2 | 19.9 |
| 90-130 | 2198 | 26.2 | 32.2 |
| 90-150 | 3717 | 44.3 | 54.4 |
| 90-180 | 4736 | 56.4 | 69.4 |
| 0-180 | 6829 | 81.3 | 100.0 |

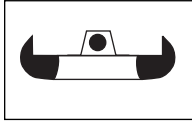
TOTAL LUMINAIRE EFFICIENCY = 81.3%

| CANDELA DISTRIBUTION | | | | | FLUX |
|----------------------|------|------|------|------|----------|
| 0.0 | 22.5 | 45.0 | 67.5 | 90.0 | |
| 0 | 993 | 993 | 993 | 993 | 993 |
| 5 | 981 | 983 | 977 | 973 | 968 92 |
| 15 | 896 | 894 | 883 | 887 | 886 251 |
| 25 | 783 | 770 | 760 | 785 | 805 358 |
| 35 | 641 | 622 | 633 | 732 | 808 424 |
| 45 | 479 | 467 | 550 | 611 | 653 423 |
| 55 | 305 | 307 | 356 | 410 | 463 324 |
| 65 | 120 | 141 | 154 | 161 | 164 155 |
| 75 | 47 | 47 | 41 | 57 | 71 54 |
| 85 | 6 | 8 | 8 | 13 | 15 12 |
| 90 | 0 | 0 | 0 | 0 | 0 |
| 95 | 33 | 121 | 117 | 126 | 114 126 |
| 105 | 200 | 426 | 517 | 542 | 525 487 |
| 115 | 407 | 590 | 825 | 931 | 951 746 |
| 125 | 617 | 751 | 966 | 1145 | 1186 840 |
| 135 | 812 | 904 | 1060 | 1194 | 1246 809 |
| 145 | 979 | 1036 | 1135 | 1230 | 1266 710 |
| 155 | 1115 | 1141 | 1197 | 1246 | 1266 552 |
| 165 | 1209 | 1213 | 1230 | 1249 | 1259 349 |
| 175 | 1254 | 1253 | 1246 | 1240 | 1242 119 |
| 180 | 1252 | 1252 | 1252 | 1252 | 1252 |

For layouts or additional photometry, contact your local representative or the factory.

Photometric Reports

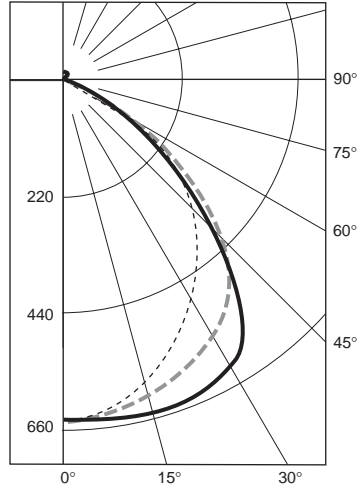
SERIES 10: PLV - CCO - 1 T8 - EP (ITL REPORT 50834)



5% Uplight
95% Downlight



LEGEND:
0-deg. - - - - -
45-deg. - - - - -
90-deg. ————



ZONAL LUMEN SUMMARY

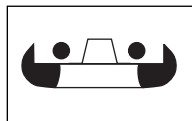
| ZONE | LUMENS | %LAMP | %FIXT |
|--------|--------|-------|-------|
| 0-30 | 505 | 18.1 | 34.1 |
| 0-40 | 825 | 29.4 | 55.7 |
| 0-60 | 1313 | 46.9 | 88.7 |
| 0-90 | 1430 | 51.1 | 96.5 |
| 90-120 | 14 | 0.5 | 1.0 |
| 90-130 | 24 | 0.9 | 1.6 |
| 90-150 | 41 | 1.5 | 2.8 |
| 90-180 | 52 | 1.8 | 3.5 |
| 0-180 | 1481 | 52.9 | 100.0 |

TOTAL LUMINAIRE EFFICIENCY = 52.9%

CANDELA DISTRIBUTION

| | 0.0 | 22.5 | 45.0 | 67.5 | 90.0 | FLUX |
|-----|-----|------|------|------|------|------|
| 0 | 646 | 646 | 646 | 646 | 646 | |
| 5 | 641 | 643 | 644 | 642 | 644 | 61 |
| 15 | 590 | 600 | 622 | 642 | 654 | 176 |
| 25 | 520 | 543 | 582 | 623 | 644 | 268 |
| 35 | 434 | 467 | 512 | 555 | 589 | 319 |
| 45 | 331 | 375 | 403 | 390 | 394 | 294 |
| 55 | 216 | 253 | 221 | 190 | 189 | 194 |
| 65 | 87 | 105 | 69 | 55 | 59 | 79 |
| 75 | 32 | 31 | 21 | 29 | 37 | 30 |
| 85 | 5 | 5 | 5 | 8 | 9 | 7 |
| 90 | 0 | 0 | 0 | 0 | 0 | |
| 95 | 2 | 2 | 1 | 1 | 1 | 2 |
| 105 | 4 | 12 | 3 | 2 | 2 | 5 |
| 115 | 6 | 9 | 12 | 7 | 4 | 8 |
| 125 | 7 | 8 | 14 | 14 | 11 | 10 |
| 135 | 9 | 10 | 12 | 16 | 16 | 10 |
| 145 | 10 | 11 | 11 | 13 | 14 | 8 |
| 155 | 11 | 12 | 13 | 13 | 13 | 6 |
| 165 | 11 | 11 | 13 | 13 | 13 | 3 |
| 175 | 11 | 12 | 11 | 11 | 11 | 1 |
| 180 | 11 | 11 | 11 | 11 | 11 | |

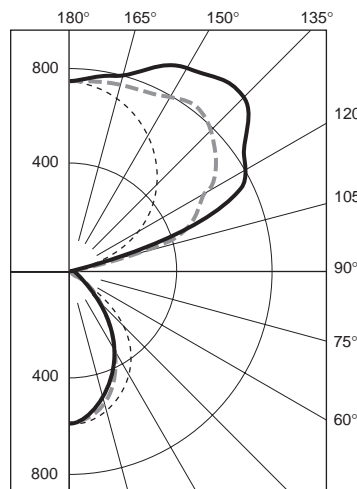
SERIES 10: PLV - CCO - 2 T8 - EP (ITL REPORT 50835)



75% Uplight
25% Downlight



LEGEND:
0-deg. - - - - -
45-deg. - - - - -
90-deg. ————



ZONAL LUMEN SUMMARY

| ZONE | LUMENS | %LAMP | %FIXT |
|--------|--------|-------|-------|
| 0-30 | 398 | 7.1 | 9.5 |
| 0-40 | 592 | 10.6 | 14.1 |
| 0-60 | 880 | 15.7 | 21.0 |
| 0-90 | 970 | 17.3 | 23.2 |
| 90-120 | 911 | 16.3 | 21.8 |
| 90-130 | 1501 | 26.8 | 35.8 |
| 90-150 | 2569 | 45.9 | 61.3 |
| 90-180 | 3220 | 57.5 | 76.8 |
| 0-180 | 4190 | 74.8 | 100.0 |

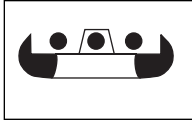
TOTAL LUMINAIRE EFFICIENCY = 74.8%

CANDELA DISTRIBUTION

| | 0.0 | 22.5 | 45.0 | 67.5 | 90.0 | FLUX |
|-----|-----|------|------|------|------|------|
| 0 | 623 | 623 | 623 | 623 | 623 | |
| 5 | 617 | 618 | 611 | 606 | 603 | 58 |
| 15 | 562 | 555 | 526 | 508 | 498 | 149 |
| 25 | 488 | 461 | 402 | 378 | 370 | 192 |
| 35 | 399 | 347 | 280 | 276 | 277 | 194 |
| 45 | 297 | 232 | 187 | 195 | 207 | 166 |
| 55 | 185 | 129 | 116 | 131 | 145 | 121 |
| 65 | 70 | 52 | 58 | 79 | 77 | 64 |
| 75 | 26 | 21 | 17 | 18 | 19 | 21 |
| 85 | 5 | 6 | 5 | 5 | 5 | 6 |
| 90 | 0 | 1 | 2 | 2 | 2 | |
| 95 | 21 | 62 | 56 | 66 | 59 | 69 |
| 105 | 116 | 287 | 346 | 302 | 270 | 304 |
| 115 | 234 | 432 | 580 | 712 | 712 | 539 |
| 125 | 361 | 544 | 714 | 783 | 822 | 590 |
| 135 | 480 | 597 | 786 | 894 | 932 | 575 |
| 145 | 585 | 657 | 813 | 911 | 942 | 492 |
| 155 | 669 | 713 | 769 | 849 | 891 | 361 |
| 165 | 727 | 744 | 771 | 791 | 800 | 218 |
| 175 | 757 | 759 | 757 | 756 | 759 | 73 |
| 180 | 757 | 757 | 757 | 757 | 757 | |

Photometric Reports

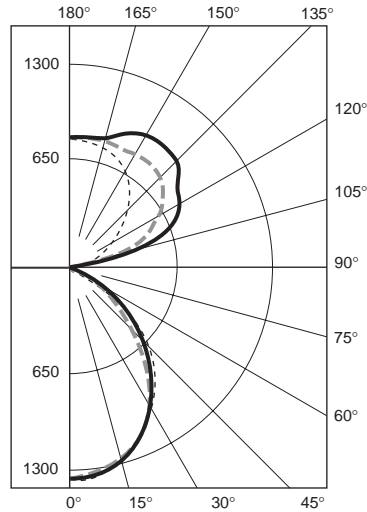
SERIES 10: PLV - CCO - 3 T8 - EP (ITL REPORT 50836)



55% Uplight
45% Downlight



LEGEND:
0-deg. - - - - -
45-deg. - - - - -
90-deg. ————



TOTAL LUMINAIRE EFFICIENCY = 68.1%

| CANDELA DISTRIBUTION | | | | | FLUX | |
|----------------------|------|------|------|------|------|-----|
| | 0.0 | 22.5 | 45.0 | 67.5 | 90.0 | |
| 0 | 1351 | 1351 | 1351 | 1351 | 1351 | |
| 5 | 1340 | 1341 | 1338 | 1331 | 1326 | 126 |
| 15 | 1226 | 1231 | 1217 | 1218 | 1219 | 345 |
| 25 | 1074 | 1067 | 1042 | 1061 | 1077 | 488 |
| 35 | 888 | 865 | 839 | 875 | 910 | 543 |
| 45 | 669 | 645 | 622 | 616 | 628 | 487 |
| 55 | 425 | 403 | 350 | 332 | 343 | 330 |
| 65 | 161 | 165 | 131 | 136 | 137 | 148 |
| 75 | 60 | 51 | 37 | 48 | 57 | 52 |
| 85 | 7 | 9 | 8 | 12 | 13 | 12 |
| 90 | 0 | 3 | 3 | 3 | 3 | |
| 95 | 24 | 64 | 62 | 69 | 62 | 70 |
| 105 | 122 | 287 | 350 | 303 | 279 | 306 |
| 115 | 242 | 424 | 568 | 693 | 707 | 529 |
| 125 | 370 | 534 | 696 | 760 | 798 | 577 |
| 135 | 491 | 594 | 766 | 868 | 903 | 565 |
| 145 | 598 | 659 | 801 | 888 | 917 | 487 |
| 155 | 686 | 717 | 771 | 844 | 882 | 361 |
| 165 | 744 | 756 | 775 | 794 | 803 | 219 |
| 175 | 774 | 775 | 773 | 771 | 774 | 74 |
| 180 | 771 | 771 | 771 | 771 | 771 | |

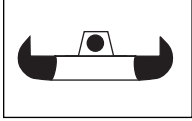
ZONAL LUMEN SUMMARY

| ZONE | LUMENS | %LAMP | %FIXT |
|--------|--------|-------|-------|
| 0-30 | 959 | 11.4 | 16.8 |
| 0-40 | 1502 | 17.9 | 26.3 |
| 0-60 | 2319 | 27.6 | 40.6 |
| 0-90 | 2531 | 30.1 | 44.3 |
| 90-120 | 904 | 10.8 | 15.8 |
| 90-130 | 1481 | 17.6 | 25.9 |
| 90-150 | 2533 | 30.2 | 44.3 |
| 90-180 | 3187 | 37.9 | 55.7 |
| 0-180 | 5718 | 68.1 | 100.0 |

For layouts or additional photometry, contact your local representative or the factory.

Photometric Reports

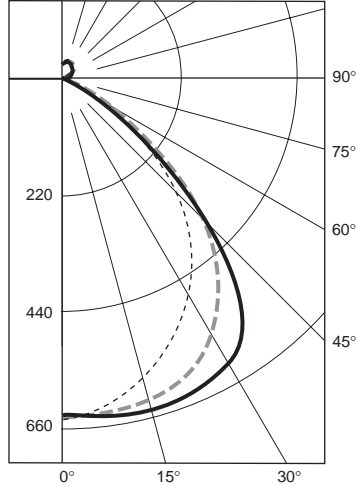
SERIES 10: PLV - CCO - 1 T8 - 91W (ITL REPORT 50814)



5% Uplight
95% Downlight



LEGEND:
0-deg. - - - - -
45-deg. - - - - -
90-deg. ————



ZONAL LUMEN SUMMARY

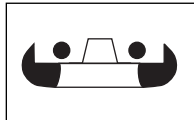
| ZONE | LUMENS | %LAMP | %FIXT |
|--------|--------|-------|-------|
| 0-30 | 504 | 18.0 | 33.7 |
| 0-40 | 822 | 29.4 | 54.9 |
| 0-60 | 1304 | 46.6 | 87.1 |
| 0-90 | 1418 | 50.6 | 94.7 |
| 90-120 | 20 | 0.7 | 1.3 |
| 90-130 | 34 | 1.2 | 2.3 |
| 90-150 | 61 | 2.2 | 4.1 |
| 90-180 | 79 | 2.8 | 5.3 |
| 0-180 | 1497 | 53.5 | 100.0 |

TOTAL LUMINAIRE EFFICIENCY = 53.5%

CANDELA DISTRIBUTION

| | 0.0 | 22.5 | 45.0 | 67.5 | 90.0 | FLUX |
|-----|-----|------|------|------|------|------|
| 0 | 645 | 645 | 645 | 645 | 645 | |
| 5 | 644 | 641 | 642 | 640 | 640 | 61 |
| 15 | 592 | 599 | 621 | 640 | 651 | 175 |
| 25 | 520 | 542 | 581 | 620 | 641 | 267 |
| 35 | 432 | 466 | 510 | 553 | 584 | 318 |
| 45 | 330 | 372 | 400 | 386 | 390 | 292 |
| 55 | 212 | 250 | 215 | 183 | 184 | 190 |
| 65 | 83 | 102 | 66 | 54 | 58 | 76 |
| 75 | 32 | 31 | 21 | 30 | 37 | 31 |
| 85 | 6 | 6 | 6 | 8 | 9 | 7 |
| 90 | 0 | 0 | 0 | 0 | 0 | |
| 95 | 2 | 1 | 1 | 1 | 1 | 1 |
| 105 | 6 | 12 | 4 | 3 | 2 | 7 |
| 115 | 9 | 14 | 14 | 11 | 10 | 12 |
| 125 | 13 | 17 | 16 | 16 | 13 | 14 |
| 135 | 15 | 19 | 19 | 19 | 18 | 14 |
| 145 | 17 | 20 | 22 | 21 | 22 | 13 |
| 155 | 18 | 21 | 24 | 25 | 26 | 11 |
| 165 | 19 | 20 | 23 | 24 | 25 | 6 |
| 175 | 19 | 19 | 20 | 20 | 20 | 2 |
| 180 | 20 | 20 | 20 | 20 | 20 | |

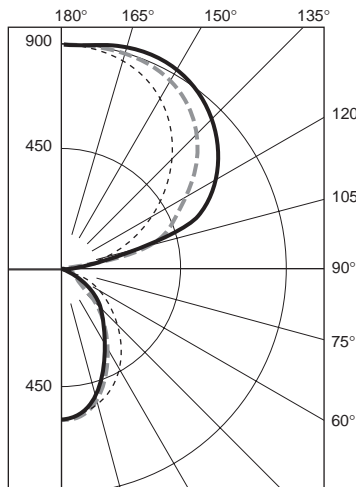
SERIES 10: PLV - CCO - 2 T8 - 91W (ITL REPORT 50815)



75% Uplight
25% Downlight



LEGEND:
0-deg. - - - - -
45-deg. - - - - -
90-deg. ————



ZONAL LUMEN SUMMARY

| ZONE | LUMENS | %LAMP | %FIXT |
|--------|--------|-------|-------|
| 0-30 | 399 | 7.1 | 9.7 |
| 0-40 | 594 | 10.6 | 14.4 |
| 0-60 | 883 | 15.8 | 21.4 |
| 0-90 | 970 | 17.3 | 23.5 |
| 90-120 | 812 | 14.5 | 19.7 |
| 90-130 | 1345 | 24.0 | 32.6 |
| 90-150 | 2409 | 43.0 | 58.4 |
| 90-180 | 3152 | 56.3 | 76.5 |
| 0-180 | 4122 | 73.6 | 100.0 |

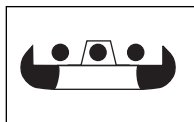
TOTAL LUMINAIRE EFFICIENCY = 73.6%

CANDELA DISTRIBUTION

| | 0.0 | 22.5 | 45.0 | 67.5 | 90.0 | FLUX |
|-----|-----|------|------|------|------|------|
| 0 | 619 | 619 | 619 | 619 | 619 | |
| 5 | 612 | 613 | 609 | 606 | 603 | 57 |
| 15 | 559 | 554 | 526 | 510 | 500 | 149 |
| 25 | 485 | 461 | 402 | 380 | 372 | 192 |
| 35 | 395 | 348 | 280 | 278 | 280 | 195 |
| 45 | 293 | 232 | 188 | 196 | 210 | 168 |
| 55 | 183 | 129 | 116 | 132 | 147 | 122 |
| 65 | 68 | 50 | 58 | 82 | 89 | 65 |
| 75 | 24 | 18 | 15 | 17 | 19 | 19 |
| 85 | 2 | 3 | 2 | 3 | 4 | 4 |
| 90 | 0 | 0 | 0 | 0 | 0 | |
| 95 | 23 | 68 | 62 | 63 | 58 | 69 |
| 105 | 142 | 253 | 309 | 313 | 303 | 288 |
| 115 | 287 | 403 | 474 | 544 | 563 | 455 |
| 125 | 439 | 550 | 610 | 661 | 676 | 533 |
| 135 | 581 | 665 | 735 | 777 | 786 | 553 |
| 145 | 705 | 759 | 834 | 875 | 881 | 511 |
| 155 | 803 | 829 | 880 | 917 | 931 | 404 |
| 165 | 872 | 878 | 894 | 912 | 923 | 253 |
| 175 | 906 | 906 | 900 | 897 | 899 | 86 |
| 180 | 905 | 905 | 905 | 905 | 905 | |

Photometric Reports

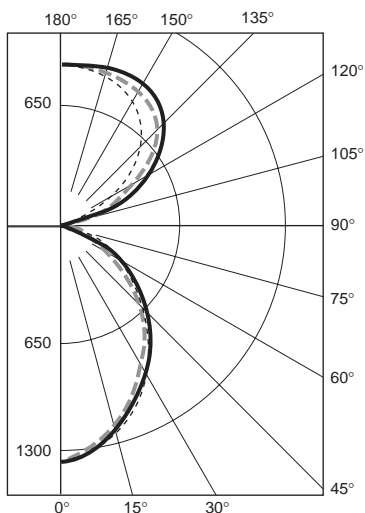
SERIES 10: PLV - CCO - 3 T8 - 91W (ITL REPORT 50816)



55% Uplight
45% Downlight



LEGEND:
0-deg. - - - - -
45-deg. - - - - -
90-deg. ————



TOTAL LUMINAIRE EFFICIENCY = 67.7%

| CANDELA DISTRIBUTION | | | | | | FLUX | |
|----------------------|------|------|------|------|------|------|--|
| | 0.0 | 22.5 | 45.0 | 67.5 | 90.0 | | |
| 0 | 1356 | 1356 | 1356 | 1356 | 1356 | | |
| 5 | 1344 | 1346 | 1342 | 1335 | 1333 | 127 | |
| 15 | 1232 | 1236 | 1223 | 1223 | 1225 | 346 | |
| 25 | 1078 | 1071 | 1044 | 1066 | 1079 | 490 | |
| 35 | 891 | 866 | 841 | 881 | 919 | 545 | |
| 45 | 672 | 646 | 626 | 621 | 636 | 490 | |
| 55 | 425 | 406 | 355 | 336 | 349 | 334 | |
| 65 | 166 | 167 | 134 | 141 | 149 | 152 | |
| 75 | 61 | 53 | 39 | 50 | 61 | 55 | |
| 85 | 10 | 11 | 10 | 14 | 16 | 13 | |
| 90 | 0 | 2 | 3 | 2 | 2 | | |
| 95 | 24 | 69 | 63 | 68 | 59 | 71 | |
| 105 | 147 | 252 | 309 | 313 | 303 | 289 | |
| 115 | 296 | 399 | 466 | 532 | 549 | 449 | |
| 125 | 451 | 550 | 599 | 644 | 658 | 525 | |
| 135 | 590 | 668 | 722 | 759 | 767 | 546 | |
| 145 | 712 | 762 | 829 | 857 | 861 | 507 | |
| 155 | 808 | 837 | 880 | 916 | 928 | 404 | |
| 165 | 875 | 887 | 899 | 914 | 922 | 255 | |
| 175 | 909 | 912 | 909 | 904 | 906 | 87 | |
| 180 | 907 | 907 | 907 | 907 | 907 | | |

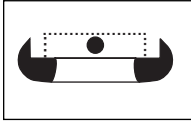
ZONAL LUMEN SUMMARY

| ZONE | LUMENS | %LAMP | %FIXT |
|--------|--------|-------|-------|
| 0-30 | 963 | 11.5 | 16.9 |
| 0-40 | 1508 | 18 | 26.5 |
| 0-60 | 2331 | 27.8 | 41 |
| 0-90 | 2551 | 30.4 | 44.9 |
| 90-120 | 809 | 9.6 | 14.2 |
| 90-130 | 1334 | 15.9 | 23.5 |
| 90-150 | 2387 | 28.4 | 42 |
| 90-180 | 3132 | 37.3 | 55.1 |
| 0-180 | 5684 | 67.7 | 100 |

For layouts or additional photometry, contact your local representative or the factory.

Photometric Reports

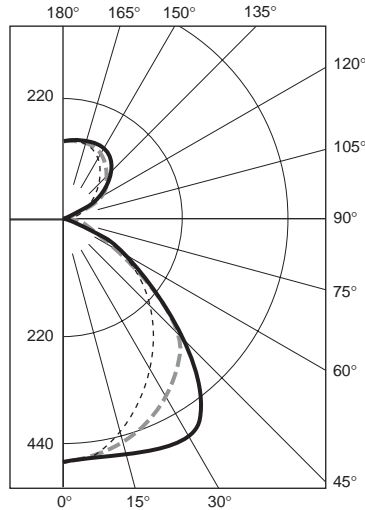
SERIES 10: PLV - STO - 1 T8 - 91W (ITL REPORT 50817)



30% Uplight
70% Downlight



LEGEND:
0-deg. - - - - -
45-deg. - - - - -
90-deg. ————



ZONAL LUMEN SUMMARY

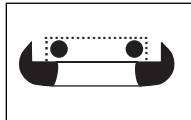
| ZONE | LUMENS | %LAMP | %FIXT |
|--------|--------|-------|-------|
| 0-30 | 370 | 13.2 | 23.4 |
| 0-40 | 614 | 21.9 | 38.8 |
| 0-60 | 997 | 35.6 | 63.1 |
| 0-90 | 1112 | 39.7 | 70.4 |
| 90-120 | 103 | 3.7 | 6.5 |
| 90-130 | 178 | 6.4 | 11.3 |
| 90-150 | 346 | 12.4 | 21.9 |
| 90-180 | 468 | 16.7 | 29.6 |
| 0-180 | 1580 | 56.4 | 100.0 |

TOTAL LUMINAIRE EFFICIENCY = 56.4%

CANDELA DISTRIBUTION

| | 0.0 | 22.5 | 45.0 | 67.5 | 90.0 | FLUX |
|-----|-----|------|------|------|------|------|
| 0 | 463 | 463 | 463 | 463 | 463 | |
| 5 | 461 | 461 | 462 | 461 | 461 | 44 |
| 15 | 425 | 432 | 450 | 468 | 477 | 127 |
| 25 | 376 | 393 | 430 | 471 | 493 | 199 |
| 35 | 312 | 342 | 393 | 439 | 465 | 244 |
| 45 | 239 | 277 | 314 | 318 | 323 | 228 |
| 55 | 154 | 192 | 177 | 158 | 164 | 155 |
| 65 | 64 | 78 | 68 | 84 | 98 | 78 |
| 75 | 24 | 25 | 23 | 32 | 39 | 30 |
| 85 | 4 | 4 | 6 | 8 | 9 | 7 |
| 90 | 0 | 1 | 2 | 2 | 3 | |
| 95 | 2 | 7 | 11 | 21 | 19 | 14 |
| 105 | 17 | 27 | 30 | 47 | 56 | 37 |
| 115 | 41 | 53 | 51 | 56 | 55 | 52 |
| 125 | 66 | 79 | 86 | 95 | 91 | 75 |
| 135 | 91 | 102 | 114 | 124 | 123 | 86 |
| 145 | 113 | 121 | 132 | 141 | 143 | 82 |
| 155 | 131 | 135 | 143 | 150 | 152 | 66 |
| 165 | 144 | 146 | 148 | 152 | 153 | 42 |
| 175 | 151 | 152 | 151 | 150 | 150 | 14 |
| 180 | 151 | 151 | 151 | 151 | 151 | |

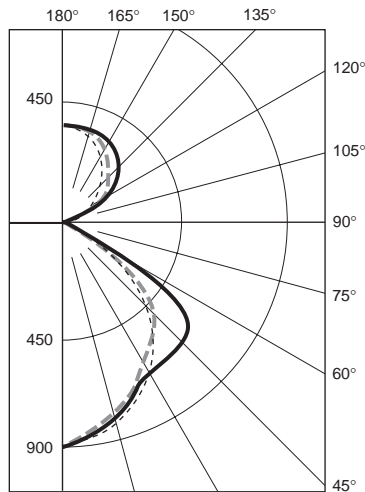
SERIES 10: PLV - STO - 2 T8 - 91W (ITL REPORT 50818)



35% Uplight
65% Downlight



LEGEND:
0-deg. - - - - -
45-deg. - - - - -
90-deg. ————



ZONAL LUMEN SUMMARY

| ZONE | LUMENS | %LAMP | %FIXT |
|--------|--------|-------|-------|
| 0-30 | 627 | 11.2 | 20.4 |
| 0-40 | 1000 | 17.9 | 32.6 |
| 0-60 | 1742 | 31.1 | 56.8 |
| 0-90 | 1985 | 35.4 | 64.7 |
| 90-120 | 243 | 4.3 | 7.9 |
| 90-130 | 420 | 7.5 | 13.7 |
| 90-150 | 799 | 14.3 | 26.0 |
| 90-180 | 1082 | 19.3 | 35.3 |
| 0-180 | 3067 | 54.8 | 100.0 |

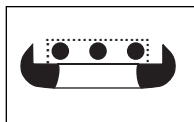
TOTAL LUMINAIRE EFFICIENCY = 54.8%

CANDELA DISTRIBUTION

| | 0.0 | 22.5 | 45.0 | 67.5 | 90.0 | FLUX |
|-----|-----|------|------|------|------|------|
| 0 | 894 | 894 | 894 | 894 | 894 | |
| 5 | 887 | 886 | 883 | 880 | 874 | 83 |
| 15 | 817 | 814 | 795 | 790 | 786 | 225 |
| 25 | 723 | 703 | 676 | 680 | 690 | 318 |
| 35 | 602 | 574 | 554 | 619 | 668 | 373 |
| 45 | 457 | 434 | 477 | 584 | 659 | 396 |
| 55 | 300 | 289 | 378 | 476 | 538 | 346 |
| 65 | 125 | 145 | 184 | 197 | 206 | 176 |
| 75 | 49 | 49 | 43 | 54 | 67 | 55 |
| 85 | 8 | 8 | 9 | 13 | 15 | 12 |
| 90 | 0 | 1 | 2 | 5 | 4 | |
| 95 | 5 | 16 | 20 | 32 | 29 | 25 |
| 105 | 37 | 63 | 79 | 104 | 103 | 84 |
| 115 | 86 | 114 | 131 | 166 | 174 | 135 |
| 125 | 144 | 173 | 198 | 229 | 229 | 176 |
| 135 | 205 | 228 | 253 | 282 | 283 | 194 |
| 145 | 258 | 275 | 297 | 318 | 321 | 185 |
| 155 | 305 | 314 | 329 | 344 | 347 | 151 |
| 165 | 340 | 344 | 346 | 352 | 354 | 98 |
| 175 | 358 | 360 | 358 | 357 | 356 | 34 |
| 180 | 359 | 359 | 359 | 359 | 359 | |

Photometric Reports

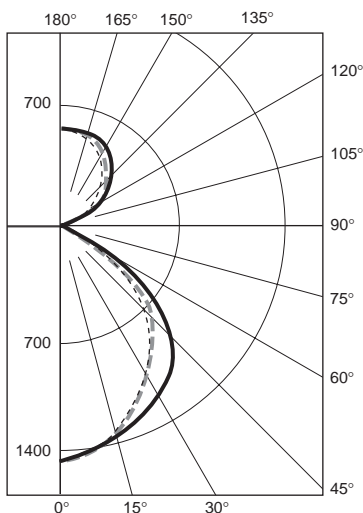
SERIES 10: PLV - STO - 3 T8 - 91W (ITL REPORT 50819)



35% Uplight
65% Downlight



LEGEND:
0-deg. - - - - -
45-deg. - - - - -
90-deg. ————



TOTAL LUMINAIRE EFFICIENCY = 55.9%

| CANDELA DISTRIBUTION | | | | | FLUX |
|----------------------|------|------|------|------|------|
| | 0.0 | 22.5 | 45.0 | 67.5 | 90.0 |
| 0 | 1462 | 1462 | 1462 | 1462 | 1462 |
| 5 | 1452 | 1453 | 1448 | 1441 | 1435 |
| 15 | 1333 | 1339 | 1338 | 1353 | 1361 |
| 25 | 1173 | 1175 | 1186 | 1243 | 1283 |
| 35 | 976 | 977 | 1017 | 1116 | 1184 |
| 45 | 745 | 757 | 814 | 862 | 920 |
| 55 | 478 | 503 | 510 | 570 | 635 |
| 65 | 186 | 209 | 216 | 222 | 238 |
| 75 | 71 | 69 | 56 | 72 | 88 |
| 85 | 9 | 11 | 11 | 17 | 19 |
| 90 | 0 | 2 | 4 | 6 | 7 |
| 95 | 6 | 19 | 23 | 38 | 33 |
| 105 | 54 | 80 | 95 | 123 | 120 |
| 115 | 124 | 157 | 169 | 207 | 212 |
| 125 | 216 | 252 | 281 | 321 | 318 |
| 135 | 309 | 342 | 374 | 414 | 415 |
| 145 | 394 | 418 | 448 | 478 | 482 |
| 155 | 468 | 481 | 500 | 520 | 524 |
| 165 | 521 | 527 | 529 | 539 | 542 |
| 175 | 551 | 553 | 549 | 547 | 546 |
| 180 | 551 | 551 | 551 | 551 | 551 |

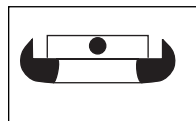
ZONAL LUMEN SUMMARY

| ZONE | LUMENS | %LAMP | %FIXT |
|--------|--------|-------|-------|
| 0-30 | 1073 | 12.8 | 22.8 |
| 0-40 | 1727 | 20.6 | 36.8 |
| 0-60 | 2830 | 33.7 | 60.2 |
| 0-90 | 3142 | 37.4 | 66.9 |
| 90-120 | 307 | 3.7 | 6.5 |
| 90-130 | 557 | 6.6 | 11.9 |
| 90-150 | 1123 | 13.4 | 23.9 |
| 90-180 | 1556 | 18.5 | 33.1 |
| 0-180 | 4698 | 55.9 | 100.0 |

For layouts or additional photometry, contact your local representative or the factory.

Photometric Reports

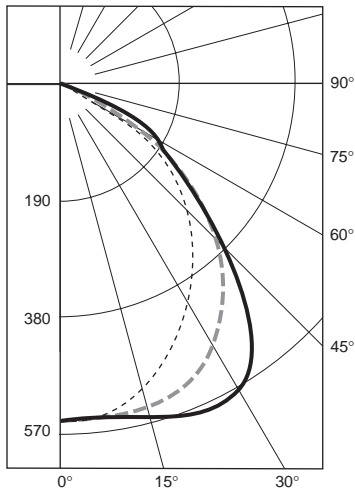
SERIES 10: PLV - TDO - 1 T8 - 91W (ITL REPORT 50820)



100% Downlight



LEGEND:
 0-deg. - - - - -
 45-deg. - - - - -
 90-deg. ————



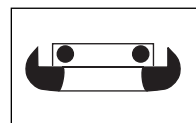
TOTAL LUMINAIRE EFFICIENCY = 46.9%

| | CANDELA DISTRIBUTION | | | | | FLUX |
|----|----------------------|------|------|------|------|------|
| | 0.0 | 22.5 | 45.0 | 67.5 | 90.0 | |
| 0 | 545 | 545 | 545 | 545 | 545 | |
| 5 | 542 | 543 | 544 | 543 | 545 | 52 |
| 15 | 498 | 508 | 529 | 551 | 562 | 150 |
| 25 | 438 | 458 | 504 | 552 | 578 | 234 |
| 35 | 365 | 399 | 462 | 510 | 534 | 284 |
| 45 | 277 | 324 | 360 | 368 | 380 | 266 |
| 55 | 178 | 223 | 210 | 201 | 217 | 188 |
| 65 | 74 | 92 | 89 | 113 | 129 | 97 |
| 75 | 29 | 29 | 27 | 37 | 46 | 35 |
| 85 | 4 | 5 | 5 | 8 | 10 | 8 |
| 90 | 0 | 0 | 0 | 0 | 0 | |

ZONAL LUMEN SUMMARY

| ZONE | LUMENS | %LAMP | %FIXT |
|--------|--------|-------|-------|
| 0-30 | 436 | 15.6 | 33.2 |
| 0-40 | 719 | 25.7 | 54.8 |
| 0-60 | 1173 | 41.9 | 89.3 |
| 0-90 | 1313 | 46.9 | 100.0 |
| 90-180 | 0 | 0.0 | 0.0 |
| 0-180 | 1313 | 46.9 | 100.0 |

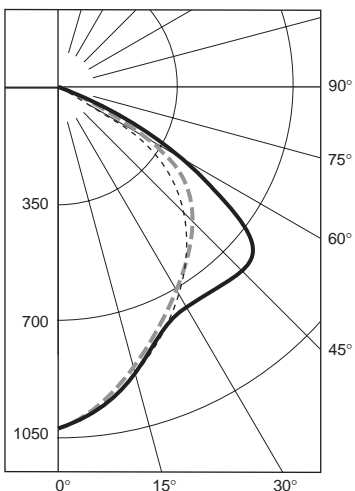
SERIES 10: PLV - TDO - 2 T8 - 91W (ITL REPORT 50821)



100% Downlight



LEGEND:
 0-deg. - - - - -
 45-deg. - - - - -
 90-deg. ————



TOTAL LUMINAIRE EFFICIENCY = 41.5%

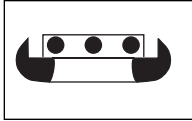
| | CANDELA DISTRIBUTION | | | | | FLUX |
|----|----------------------|------|------|------|------|------|
| | 0.0 | 22.5 | 45.0 | 67.5 | 90.0 | |
| 0 | 1021 | 1021 | 1021 | 1021 | 1021 | |
| 5 | 1014 | 1014 | 1011 | 1007 | 1006 | 96 |
| 15 | 929 | 933 | 920 | 920 | 921 | 261 |
| 25 | 819 | 810 | 794 | 813 | 830 | 374 |
| 35 | 682 | 665 | 665 | 745 | 808 | 442 |
| 45 | 519 | 505 | 571 | 703 | 797 | 470 |
| 55 | 339 | 339 | 449 | 555 | 612 | 403 |
| 65 | 140 | 165 | 213 | 229 | 257 | 204 |
| 75 | 52 | 53 | 48 | 59 | 77 | 61 |
| 85 | 9 | 9 | 9 | 14 | 16 | 13 |
| 90 | 0 | 0 | 0 | 0 | 0 | |

ZONAL LUMEN SUMMARY

| ZONE | LUMENS | %LAMP | %FIXT |
|--------|--------|-------|-------|
| 0-30 | 730 | 13 | 31.4 |
| 0-40 | 1172 | 20.9 | 50.5 |
| 0-60 | 2044 | 36.5 | 88.0 |
| 0-90 | 2322 | 41.5 | 100.0 |
| 90-180 | 0 | 0.0 | 0.0 |
| 0-180 | 2322 | 41.5 | 100.0 |

Photometric Reports

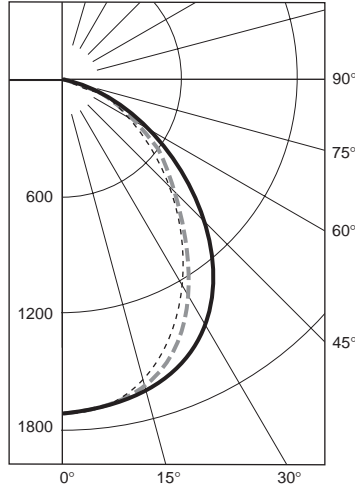
SERIES 10: PLV - TDO - 3 T8 - 91W (ITL REPORT 50822)



100% Downlight



LEGEND:
 0-deg. - - - - -
 45-deg. - - - - -
 90-deg. ————



TOTAL LUMINAIRE EFFICIENCY = 43.2%

| | CANDELA DISTRIBUTION | | | | | FLUX |
|----|----------------------|------|------|------|------|------|
| | 0.0 | 22.5 | 45.0 | 67.5 | 90.0 | |
| 0 | 1687 | 1687 | 1687 | 1687 | 1687 | 1687 |
| 5 | 1671 | 1673 | 1672 | 1668 | 1668 | 158 |
| 15 | 1534 | 1545 | 1556 | 1580 | 1596 | 441 |
| 25 | 1350 | 1361 | 1391 | 1460 | 1513 | 650 |
| 35 | 1123 | 1134 | 1198 | 1292 | 1361 | 759 |
| 45 | 851 | 882 | 933 | 974 | 1044 | 719 |
| 55 | 545 | 586 | 579 | 637 | 706 | 541 |
| 65 | 219 | 244 | 252 | 260 | 285 | 255 |
| 75 | 83 | 77 | 65 | 81 | 101 | 84 |
| 85 | 13 | 14 | 14 | 20 | 23 | 19 |
| 90 | 0 | 0 | 0 | 0 | 0 | |

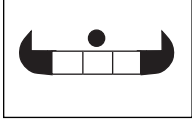
ZONAL LUMEN SUMMARY

| ZONE | LUMENS | %LAMP | %FIXT |
|--------|--------|-------|-------|
| 0-30 | 1250 | 14.9 | 34.5 |
| 0-40 | 2010 | 23.9 | 55.4 |
| 0-60 | 3270 | 38.9 | 90.1 |
| 0-90 | 3629 | 43.2 | 100.0 |
| 90-180 | 0 | 0.0 | 0.0 |
| 0-180 | 3629 | 43.2 | 100.0 |

For layouts or additional photometry, contact your local representative or the factory.

Photometric Reports

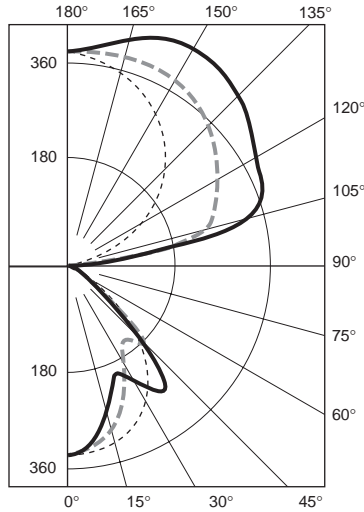
SERIES 10: CUB - OPEN - 1 T8 - 91W (ITL REPORT 50826)



75% Uplight
25% Downlight



LEGEND:
0-deg. - - - - -
45-deg. - - - - -
90-deg. ————



ZONAL LUMEN SUMMARY


| ZONE | LUMENS | %LAMP | %FIXT |
|--------|--------|-------|-------|
| 0-30 | 221 | 7.9 | 10.1 |
| 0-40 | 354 | 12.6 | 16.1 |
| 0-60 | 511 | 18.2 | 23.2 |
| 0-90 | 515 | 18.4 | 23.4 |
| 90-120 | 591 | 21.1 | 26.9 |
| 90-130 | 870 | 31.1 | 39.6 |
| 90-150 | 1364 | 48.7 | 62.1 |
| 90-180 | 1682 | 60.1 | 76.6 |
| 0-180 | 2197 | 78.5 | 100.0 |

TOTAL LUMINAIRE EFFICIENCY = 78.5%

CANDELA DISTRIBUTION

| | 0.0 | 22.5 | 45.0 | 67.5 | 90.0 | FLUX |
|-----|-----|------|------|------|------|------|
| 0 | 344 | 344 | 344 | 344 | 344 | |
| 5 | 345 | 345 | 341 | 338 | 333 | 32 |
| 15 | 322 | 321 | 296 | 282 | 262 | 83 |
| 25 | 284 | 269 | 209 | 202 | 192 | 106 |
| 35 | 231 | 194 | 174 | 222 | 278 | 132 |
| 45 | 163 | 135 | 185 | 199 | 178 | 129 |
| 55 | 4 | 29 | 31 | 20 | 4 | 28 |
| 65 | 0 | 2 | 2 | 3 | 2 | 2 |
| 75 | 0 | 1 | 2 | 2 | 2 | 2 |
| 85 | 0 | 0 | 0 | 1 | 1 | 0 |
| 90 | 0 | 0 | 0 | 0 | 0 | |
| 95 | 9 | 86 | 79 | 105 | 79 | 84 |
| 105 | 53 | 149 | 244 | 326 | 345 | 238 |
| 115 | 112 | 196 | 287 | 354 | 375 | 268 |
| 125 | 175 | 244 | 322 | 388 | 407 | 279 |
| 135 | 234 | 288 | 351 | 402 | 423 | 265 |
| 145 | 286 | 324 | 373 | 412 | 427 | 230 |
| 155 | 327 | 350 | 382 | 409 | 421 | 175 |
| 165 | 356 | 366 | 381 | 391 | 399 | 107 |
| 175 | 371 | 373 | 375 | 373 | 375 | 36 |
| 180 | 371 | 371 | 371 | 371 | 371 | |

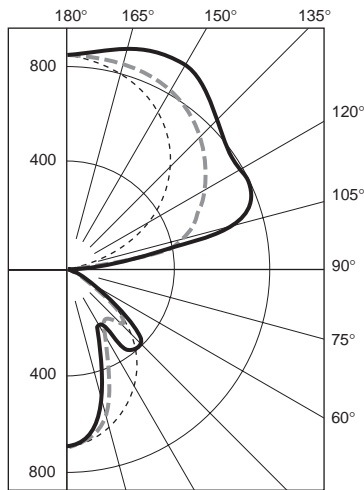
SERIES 10: CUB - OPEN - 2 T8 - 91W (ITL REPORT 50827)



80% Uplight
20% Downlight



LEGEND:
0-deg. - - - - -
45-deg. - - - - -
90-deg. ————



ZONAL LUMEN SUMMARY

| ZONE | LUMENS | %LAMP | %FIXT |
|--------|--------|-------|-------|
| 0-30 | 426 | 7.6 | 9.8 |
| 0-40 | 628 | 11.2 | 14.4 |
| 0-60 | 928 | 16.6 | 21.3 |
| 0-90 | 936 | 16.7 | 21.5 |
| 90-120 | 1110 | 19.8 | 25.5 |
| 90-130 | 1675 | 29.9 | 38.4 |
| 90-150 | 2720 | 48.6 | 62.4 |
| 90-180 | 3421 | 61.1 | 78.5 |
| 0-180 | 4358 | 77.8 | 100.0 |

TOTAL LUMINAIRE EFFICIENCY = 77.8%

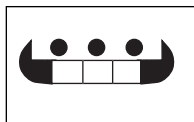
CANDELA DISTRIBUTION

| | 0.0 | 22.5 | 45.0 | 67.5 | 90.0 | FLUX |
|-----|-----|------|------|------|------|------|
| 0 | 697 | 697 | 697 | 697 | 697 | |
| 5 | 698 | 697 | 689 | 682 | 675 | 65 |
| 15 | 655 | 642 | 603 | 566 | 531 | 167 |
| 25 | 582 | 539 | 401 | 313 | 278 | 194 |
| 35 | 481 | 375 | 235 | 257 | 303 | 202 |
| 45 | 349 | 215 | 273 | 376 | 397 | 235 |
| 55 | 12 | 46 | 76 | 45 | 11 | 65 |
| 65 | 3 | 5 | 5 | 5 | 5 | 5 |
| 75 | 1 | 3 | 3 | 3 | 4 | 3 |
| 85 | 0 | 0 | 1 | 1 | 1 | 1 |
| 90 | 0 | 0 | 0 | 0 | 0 | |
| 95 | 23 | 125 | 132 | 141 | 127 | 132 |
| 105 | 131 | 283 | 475 | 541 | 539 | 428 |
| 115 | 267 | 403 | 562 | 732 | 781 | 550 |
| 125 | 407 | 518 | 647 | 750 | 789 | 566 |
| 135 | 537 | 629 | 731 | 815 | 844 | 553 |
| 145 | 649 | 717 | 795 | 860 | 881 | 492 |
| 155 | 738 | 780 | 838 | 879 | 893 | 383 |
| 165 | 799 | 817 | 846 | 869 | 880 | 239 |
| 175 | 830 | 832 | 834 | 832 | 836 | 80 |
| 180 | 829 | 829 | 829 | 829 | 829 | |

KSID:3050.0301

Photometric Reports

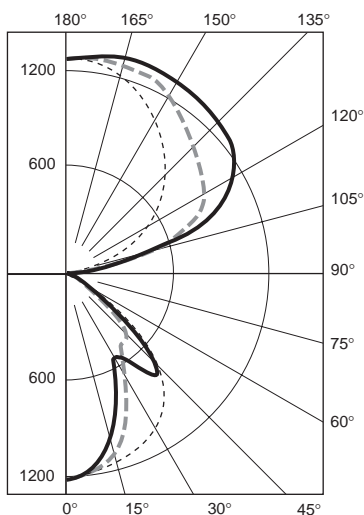
SERIES 10: CUB - OPEN - 3 T8 - 91W (ITL REPORT 50828)



75% Uplight
25% Downlight



LEGEND:
0-deg. - - - - -
45-deg. - - - - -
90-deg. ————



TOTAL LUMINAIRE EFFICIENCY = 77.6%

| CANDELA DISTRIBUTION | | | | | FLUX | |
|----------------------|------|------|------|------|------|-----|
| | 0.0 | 22.5 | 45.0 | 67.5 | 90.0 | |
| 0 | 1221 | 1221 | 1221 | 1221 | 1221 | |
| 5 | 1223 | 1216 | 1202 | 1187 | 1179 | 113 |
| 15 | 1151 | 1125 | 1042 | 970 | 919 | 292 |
| 25 | 1028 | 942 | 724 | 633 | 594 | 358 |
| 35 | 855 | 667 | 508 | 592 | 693 | 402 |
| 45 | 625 | 429 | 518 | 586 | 581 | 405 |
| 55 | 20 | 76 | 115 | 59 | 17 | 96 |
| 65 | 2 | 6 | 7 | 7 | 7 | 6 |
| 75 | 0 | 3 | 4 | 6 | 6 | 4 |
| 85 | 0 | 1 | 2 | 3 | 3 | 1 |
| 90 | 0 | 0 | 0 | 0 | 0 | |
| 95 | 37 | 131 | 129 | 144 | 128 | 140 |
| 105 | 206 | 437 | 540 | 563 | 545 | 500 |
| 115 | 412 | 589 | 838 | 959 | 968 | 758 |
| 125 | 618 | 762 | 970 | 1158 | 1203 | 847 |
| 135 | 814 | 940 | 1064 | 1201 | 1256 | 819 |
| 145 | 976 | 1089 | 1162 | 1242 | 1273 | 724 |
| 155 | 1111 | 1180 | 1259 | 1290 | 1303 | 570 |
| 165 | 1202 | 1233 | 1278 | 1310 | 1327 | 360 |
| 175 | 1247 | 1252 | 1253 | 1252 | 1257 | 120 |
| 180 | 1246 | 1246 | 1246 | 1246 | 1246 | |

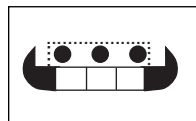
ZONAL LUMEN SUMMARY

| ZONE | LUMENS | %LAMP | %FIXT |
|--------|--------|-------|-------|
| 0-30 | 763 | 9.1 | 11.7 |
| 0-40 | 1165 | 13.9 | 17.9 |
| 0-60 | 1666 | 19.8 | 25.6 |
| 0-90 | 1678 | 20.0 | 25.8 |
| 90-120 | 1397 | 16.6 | 21.4 |
| 90-130 | 2245 | 26.7 | 34.5 |
| 90-150 | 3788 | 45.1 | 58.1 |
| 90-180 | 4837 | 57.6 | 74.2 |
| 0-180 | 6515 | 77.6 | 100.0 |

For layouts or additional photometry, contact your local representative or the factory.

Photometric Reports

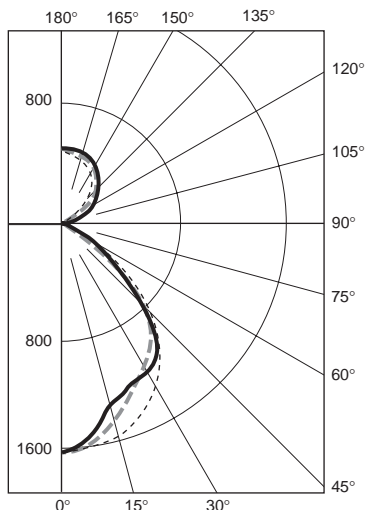
SERIES 10: CUB - STO - 3 T8 - 91W (ITL REPORT 50829)



40% Uplight
60% Downlight



LEGEND:
0-deg. - - - - -
45-deg. - - - - -
90-deg. ————



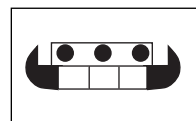
ZONAL LUMEN SUMMARY

| ZONE | LUMENS | %LAMP | %FIXT |
|--------|--------|-------|-------|
| 0-30 | 1160 | 13.8 | 27.4 |
| 0-40 | 1867 | 22.2 | 44.1 |
| 0-60 | 2614 | 31.1 | 61.7 |
| 0-90 | 2625 | 31.3 | 62.0 |
| 90-120 | 319 | 3.8 | 7.5 |
| 90-130 | 576 | 6.9 | 13.6 |
| 90-150 | 1161 | 13.8 | 27.4 |
| 90-180 | 1611 | 19.2 | 38.0 |
| 0-180 | 4236 | 50.4 | 100.0 |

TOTAL LUMINAIRE EFFICIENCY = 50.4%

| | CANDELA DISTRIBUTION | | | | | FLUX |
|-----|----------------------|------|------|------|------|------|
| | 0.0 | 22.5 | 45.0 | 67.5 | 90.0 | |
| 0 | 1627 | 1627 | 1627 | 1627 | 1627 | |
| 5 | 1630 | 1625 | 1610 | 1589 | 1581 | 152 |
| 15 | 1544 | 1523 | 1455 | 1408 | 1389 | 413 |
| 25 | 1392 | 1327 | 1247 | 1258 | 1259 | 595 |
| 35 | 1174 | 1099 | 1094 | 1157 | 1195 | 706 |
| 45 | 885 | 856 | 807 | 753 | 731 | 614 |
| 55 | 22 | 123 | 134 | 69 | 17 | 134 |
| 65 | 3 | 5 | 6 | 7 | 7 | 6 |
| 75 | 0 | 2 | 4 | 5 | 6 | 3 |
| 85 | 0 | 0 | 2 | 3 | 4 | 2 |
| 90 | 0 | 0 | 2 | 2 | 2 | |
| 95 | 9 | 18 | 27 | 38 | 39 | 30 |
| 105 | 61 | 83 | 103 | 125 | 128 | 107 |
| 115 | 132 | 161 | 179 | 213 | 220 | 182 |
| 125 | 227 | 254 | 293 | 323 | 331 | 258 |
| 135 | 324 | 350 | 389 | 421 | 427 | 296 |
| 145 | 413 | 431 | 462 | 490 | 499 | 288 |
| 155 | 487 | 501 | 521 | 536 | 539 | 239 |
| 165 | 542 | 548 | 554 | 563 | 562 | 156 |
| 175 | 569 | 570 | 568 | 567 | 568 | 54 |
| 180 | 568 | 568 | 568 | 568 | 568 | |

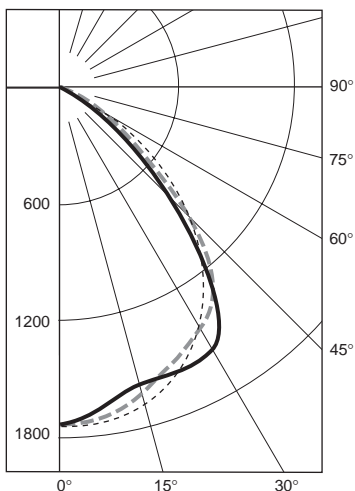
SERIES 10: CUB - TDO - 3 T8 - 91W (ITL REPORT 50830)



100% Downlight



LEGEND:
0-deg. - - - - -
45-deg. - - - - -
90-deg. ————



ZONAL LUMEN SUMMARY

| ZONE | LUMENS | %LAMP | %FIXT |
|--------|--------|-------|-------|
| 0-30 | 1304 | 15.5 | 43.5 |
| 0-40 | 2132 | 25.4 | 71.1 |
| 0-60 | 2984 | 35.5 | 99.5 |
| 0-90 | 2999 | 35.7 | 100.0 |
| 90-180 | 0 | 0.0 | 0.0 |
| 0-180 | 2999 | 35.7 | 100.0 |

TOTAL LUMINAIRE EFFICIENCY = 35.7%

| | CANDELA DISTRIBUTION | | | | | FLUX |
|----|----------------------|------|------|------|------|------|
| | 0.0 | 22.5 | 45.0 | 67.5 | 90.0 | |
| 0 | 1747 | 1747 | 1747 | 1747 | 1747 | |
| 5 | 1750 | 1747 | 1733 | 1714 | 1709 | 164 |
| 15 | 1658 | 1640 | 1592 | 1563 | 1560 | 453 |
| 25 | 1498 | 1445 | 1459 | 1525 | 1552 | 687 |
| 35 | 1266 | 1245 | 1345 | 1399 | 1410 | 828 |
| 45 | 954 | 1016 | 935 | 835 | 802 | 698 |
| 55 | 24 | 143 | 155 | 81 | 20 | 154 |
| 65 | 5 | 6 | 7 | 8 | 8 | 7 |
| 75 | 1 | 3 | 5 | 7 | 7 | 5 |
| 85 | 0 | 1 | 2 | 4 | 5 | 2 |
| 90 | 0 | 0 | 0 | 0 | 0 | |