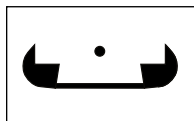


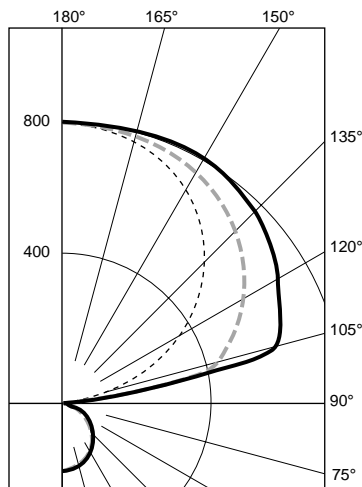
SERIES 10: A12 - OPEN - 1 T5HO - 91W (ITL REPORT 51163)



81% Uplight
19% Downlight



LEGEND:
0-deg. - - - - -
45-deg. - - - - -
90-deg. ————



ZONAL LUMEN SUMMARY

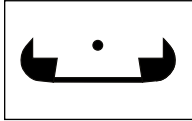
ZONE	LUMENS	%LAMP	%FIXT
0-30	201	4.0	5.1
0-40	329	6.6	8.3
0-60	580	11.6	14.6
0-90	744	14.9	18.7
90-120	1094	21.9	27.5
90-130	1621	32.4	40.8
90-150	2579	51.6	64.9
90-180	3230	64.6	81.3
0-180	3974	79.5	100.0

TOTAL LUMINAIRE EFFICIENCY = 79.5%

	CANDELA DISTRIBUTION					FLUX
	0.0	22.5	45.0	67.5	90.0	
0	259	259	259	259	259	
5	259	259	258	256	254	24
15	248	250	249	249	247	70
25	229	232	230	231	228	106
35	202	206	203	204	200	127
45	169	174	169	171	167	132
55	132	137	131	134	130	119
65	91	96	91	95	90	92
75	49	56	51	54	49	56
85	12	18	14	16	12	17
90	0	0	0	0	0	
95	28	170	133	112	76	143
105	148	282	453	581	623	448
115	282	377	526	640	678	503
125	414	496	591	691	723	527
135	535	594	666	730	754	508
145	634	674	725	766	780	451
155	713	739	765	788	798	353
165	767	779	792	798	802	223
175	793	794	794	792	792	76
180	789	789	789	789	789	

Photometric Reports

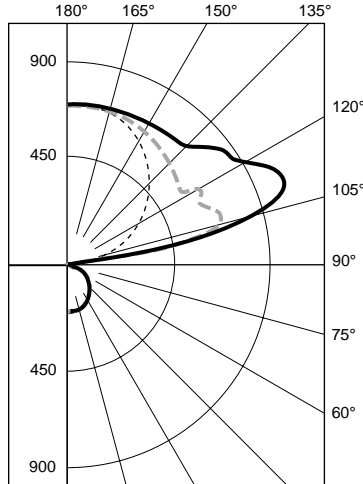
SERIES 10: A12 - OPEN - 1 T5HO - EP (ITL REPORT 51176)



82% Uplight
18% Downlight



LEGEND:
0-deg. - - - - -
45-deg. - - - - -
90-deg. ————



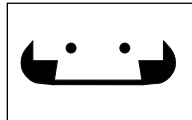
TOTAL LUMINAIRE EFFICIENCY = 80.2%

CANDELA DISTRIBUTION						FLUX
	0.0	22.5	45.0	67.5	90.0	
0	251	251	251	251	251	
5	251	252	250	249	247	24
15	241	242	242	243	241	68
25	222	225	224	225	221	103
35	196	201	197	198	194	124
45	164	169	164	168	164	128
55	128	132	128	130	126	116
65	87	93	88	91	87	89
75	48	53	49	52	47	54
85	12	16	13	15	12	15
90	0	0	0	0	0	
95	24	174	115	104	63	136
105	123	312	662	790	779	568
115	246	333	632	907	1009	618
125	366	436	546	803	868	537
135	474	523	586	653	691	456
145	562	598	640	676	689	398
155	634	657	679	698	706	312
165	679	692	703	707	710	198
175	704	706	706	704	705	67
180	703	703	703	703	703	

ZONAL LUMEN SUMMARY

ZONE	LUMENS	%LAMP	%FIXT
0-30	195	3.9	4.9
0-40	319	6.4	8.0
0-60	563	11.3	14.0
0-90	721	14.4	18.0
90-120	1322	26.4	32.9
90-130	1859	37.2	46.3
90-150	2713	54.3	67.6
90-180	3291	65.8	82.0
0-180	4012	80.2	100.0

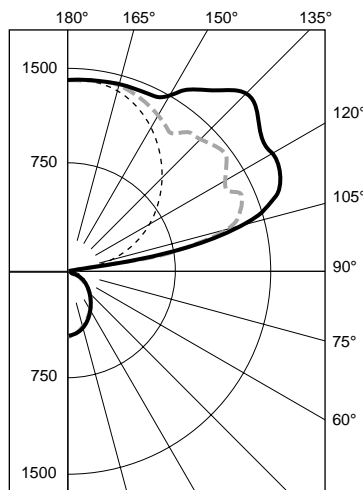
SERIES 10: A12 - OPEN - 2 T5HO - EP (ITL REPORT 51177)



84% Uplight
16% Downlight



LEGEND:
0-deg. - - - - -
45-deg. - - - - -
90-deg. ————



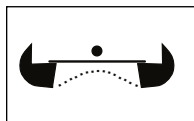
TOTAL LUMINAIRE EFFICIENCY = 78.1%

CANDELA DISTRIBUTION						FLUX
	0.0	22.5	45.0	67.5	90.0	
0	447	447	447	447	447	
5	447	447	446	442	440	42
15	431	431	432	431	428	122
25	397	401	400	399	396	184
35	351	356	354	351	349	221
45	295	298	295	295	291	228
55	230	233	229	229	226	206
65	160	165	161	162	158	160
75	89	95	93	93	87	97
85	24	28	27	26	24	29
90	0	0	0	0	0	
95	48	268	248	256	196	251
105	248	622	1122	1225	1174	950
115	482	809	1232	1609	1721	1182
125	716	879	1420	1606	1676	1148
135	924	999	1363	1692	1811	1045
145	1104	1147	1245	1520	1608	827
155	1242	1281	1298	1338	1361	604
165	1332	1356	1363	1362	1367	384
175	1378	1384	1380	1375	1378	132
180	1376	1376	1376	1376	1376	

ZONAL LUMEN SUMMARY

ZONE	LUMENS	%LAMP	%FIXT
0-30	348	3.5	4.5
0-40	569	5.7	7.3
0-60	1002	10.0	12.8
0-90	1288	12.9	16.5
90-120	2383	23.8	30.5
90-130	3532	35.3	45.2
90-150	5404	54.0	69.2
90-180	6524	65.2	83.5
0-180	7812	78.1	100.0

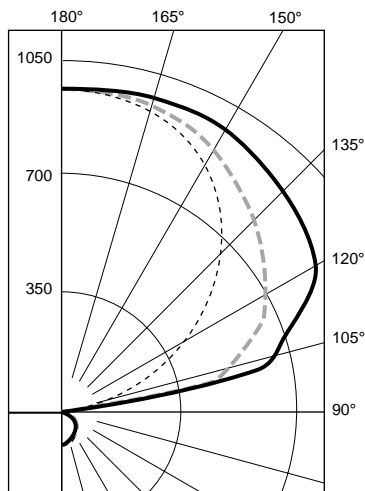
SERIES 10: PS - OPEN - 1 T5HO - 91W (ITL REPORT 51168)



94% Uplight
6% Downlight



LEGEND:
0-deg. - - - - -
45-deg. - - - - -
90-deg. ————



ZONAL LUMEN SUMMARY

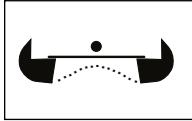
ZONE	LUMENS	%LAMP	%FIXT
0-30	86	1.7	2.1
0-40	137	2.7	3.4
0-60	224	4.5	5.5
0-90	263	5.3	6.4
90-120	1263	25.3	30.9
90-130	1906	38.1	46.7
90-150	3053	61.1	74.8
90-180	3818	76.4	93.6
0-180	4081	81.6	100.0

TOTAL LUMINAIRE EFFICIENCY = 81.6%

	CANDELA DISTRIBUTION					FLUX
	0.0	22.5	45.0	67.5	90.0	
0	112	112	112	112	112	
5	112	112	112	111	109	11
15	106	107	109	109	107	30
25	95	98	98	98	95	45
35	80	84	82	82	79	51
45	62	65	62	63	60	48
55	42	46	44	44	40	39
65	23	27	25	23	19	24
75	10	14	10	9	8	11
85	1	4	3	4	3	3
90	0	0	0	0	0	
95	30	181	144	115	74	148
105	167	370	507	609	647	500
115	332	475	666	777	805	615
125	492	590	733	852	894	643
135	634	703	801	887	919	612
145	751	794	859	913	936	535
155	843	866	904	934	947	415
165	902	911	924	934	941	261
175	933	934	933	928	930	89
180	932	932	932	932	932	

Photometric Reports

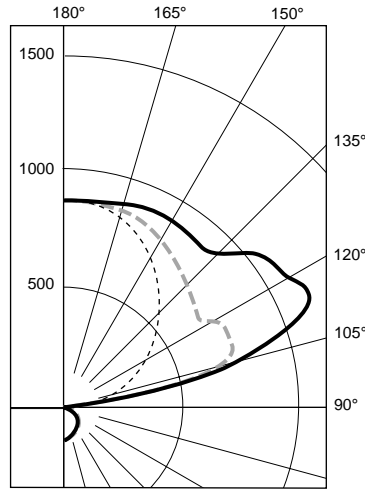
SERIES 10: PS - OPEN - 1 T5HO - EP (ITL REPORT 51174)



94% Uplight
6% Downlight



LEGEND:
0-deg. - - - - -
45-deg. - - - - -
90-deg. ————



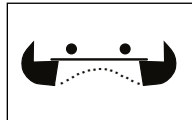
TOTAL LUMINAIRE EFFICIENCY = 82.6%

		CANDELA DISTRIBUTION					FLUX
		0.0	22.5	45.0	67.5	90.0	
0	108	108	108	108	108	108	
5	108	108	108	107	105	105	10
15	102	103	104	104	103	103	29
25	91	93	94	94	91	91	43
35	77	80	78	78	75	75	48
45	59	62	59	59	57	57	46
55	40	43	41	41	38	38	36
65	21	25	23	20	17	17	22
75	8	12	8	8	7	7	9
85	0	2	2	2	2	2	2
90	0	0	0	0	0	0	
95	31	169	120	85	58	58	135
105	150	407	703	769	761	761	606
115	301	440	791	1062	1147	1147	742
125	441	526	702	991	1055	1055	666
135	568	630	719	828	873	873	564
145	675	715	770	817	840	840	480
155	758	778	813	836	847	847	373
165	813	820	831	841	849	849	235
175	840	841	839	835	835	835	80
180	838	838	838	838	838	838	

ZONAL LUMEN SUMMARY

ZONE	LUMENS	%LAMP	%FIXT
0-30	82	1.6	2.0
0-40	131	2.6	3.2
0-60	213	4.3	5.2
0-90	247	4.9	6.0
90-120	1483	29.7	35.9
90-130	2149	43.0	52.0
90-150	3194	63.9	77.4
90-180	3882	77.6	94.0
0-180	4128	82.6	100.0

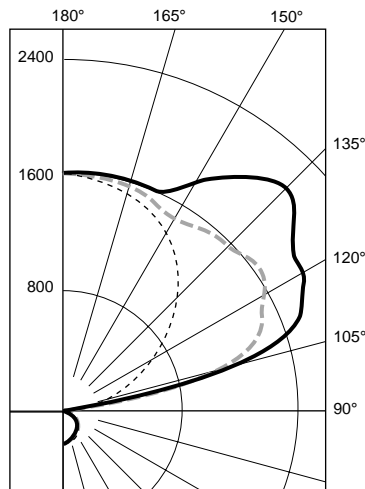
SERIES 10: PS - OPEN - 2 T5HO - EP (ITL REPORT 51175)



95% Uplight
5% Downlight



LEGEND:
0-deg. - - - - -
45-deg. - - - - -
90-deg. ————



TOTAL LUMINAIRE EFFICIENCY = 77.5%

		CANDELA DISTRIBUTION					FLUX
		0.0	22.5	45.0	67.5	90.0	
0	166	166	166	166	166	166	
5	166	166	165	163	159	159	16
15	157	157	160	160	157	157	45
25	139	144	143	142	138	138	65
35	116	122	119	120	116	116	75
45	89	94	93	96	92	92	72
55	59	67	68	73	70	70	61
65	31	42	45	50	47	47	44
75	13	22	25	27	23	23	25
85	2	10	8	9	7	7	9
90	0	0	0	0	0	0	
95	50	255	231	219	175	175	240
105	287	718	1169	1169	1116	1116	971
115	562	944	1411	1731	1823	1823	1314
125	837	1047	1624	1849	1915	1915	1328
135	1081	1194	1578	1918	2051	2051	1208
145	1283	1356	1478	1761	1853	1853	968
155	1441	1480	1545	1590	1615	1615	711
165	1548	1563	1579	1600	1613	1613	448
175	1601	1602	1595	1590	1592	1592	152
180	1596	1596	1596	1596	1596	1596	

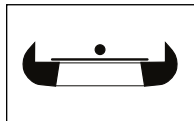
ZONAL LUMEN SUMMARY

ZONE	LUMENS	%LAMP	%FIXT
0-30	126	1.3	1.6
0-40	200	2.0	2.6
0-60	334	3.3	4.3
0-90	411	4.1	5.3
90-120	2525	25.2	32.6
90-130	3853	38.5	49.7
90-150	6029	60.3	77.8
90-180	7340	73.4	94.7
0-180	7751	77.5	100.0

Form 3073 07/01

Photometric Reports

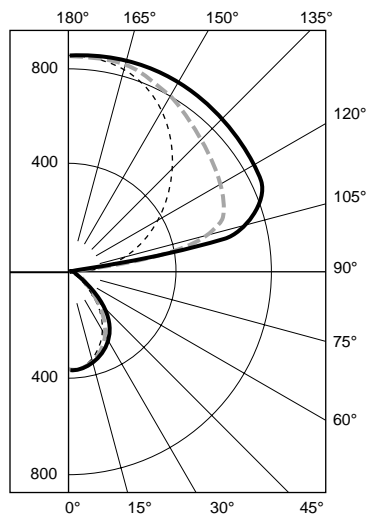
SERIES 10: WCB - OPEN - 1 T5HO - 91W (ITL REPORT 51164)



82% Uplight
18% Downlight



LEGEND:
0-deg. - - - - -
45-deg. - - - - -
90-deg. ————



TOTAL LUMINAIRE EFFICIENCY = 88.0%

CANDELA DISTRIBUTION						FLUX	
	0	22.5	45	67.5	90		
0	355	355	355	355	355		
5	352	353	354	351	350	33	
15	323	326	333	340	343	94	
25	282	289	299	311	318	138	
35	234	243	253	267	278	159	
45	181	189	198	211	220	154	
55	123	132	136	129	122	115	
65	59	69	64	52	45	60	
75	29	31	29	28	25	31	
85	7	9	8	8	7	9	
90	0	0	0	0	0		
95	25	185	139	116	79	153	
105	151	356	542	636	667	512	
115	301	436	634	785	830	599	
125	445	538	681	802	845	598	
135	577	636	737	821	852	562	
145	684	720	784	840	861	489	
155	768	786	820	850	862	378	
165	820	828	839	848	854	238	
175	849	850	847	843	845	81	
180	847	847	847	847	847		

ZONAL LUMEN SUMMARY

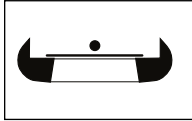
ZONE	LUMENS	%LAMP	%FIXT
0-30	266	5.3	6.0
0-40	425	8.5	9.7
0-60	694	13.9	15.8
0-90	794	15.9	18.0
90-120	1263	25.3	28.7
90-130	1861	37.2	42.3
90-150	2912	58.2	66.1
90-180	3608	72.2	82.0
0-180	4402	88.0	100.0

FINELITE

T5HO - Series 10 - WCB - OPEN - EP

Photometric Reports

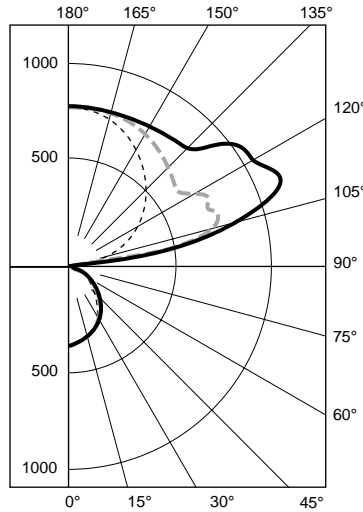
SERIES 10: WCB - OPEN - 1 T5HO - EP (ITL REPORT 51178)



82% Uplight
18% Downlight



LEGEND:
0-deg. - - - - -
45-deg. - - - - -
90-deg. ————



ZONAL LUMEN SUMMARY

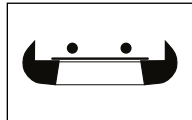
ZONE	LUMENS	%LAMP	%FIXT
0-30	264	5.3	5.9
0-40	422	8.4	9.5
0-60	688	13.8	15.5
0-90	788	15.8	17.7
90-120	1502	30.0	33.8
90-130	2121	42.4	47.7
90-150	3051	61.0	68.6
90-180	3662	73.2	82.3
0-180	4450	89.0	100.0

TOTAL LUMINAIRE EFFICIENCY = 89.0%

CANDELA DISTRIBUTION

	0.0	22.5	45.0	67.5	90.0	FLUX
0	354	354	354	354	354	
5	351	351	352	350	349	33
15	320	324	331	340	343	94
25	279	287	296	309	317	137
35	230	241	250	267	278	158
45	177	187	196	211	219	153
55	121	131	135	127	114	113
65	58	68	61	50	44	59
75	29	32	29	29	27	31
85	7	9	8	9	7	9
90	0	0	0	0	0	
95	22	191	112	83	41	138
105	132	412	761	854	856	648
115	263	383	779	1029	1144	716
125	390	470	630	957	1029	619
135	506	559	644	727	780	501
145	602	633	687	735	755	429
155	675	689	722	745	756	332
165	724	729	737	746	752	209
175	748	750	747	743	744	71
180	747	747	747	747	747	

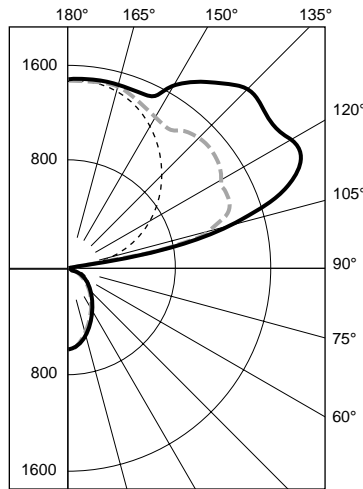
SERIES 10: WCB - OPEN - 2 T5HO - EP (ITL REPORT 51179)



85% Uplight
15% Downlight



LEGEND:
0-deg. - - - - -
45-deg. - - - - -
90-deg. ————



ZONAL LUMEN SUMMARY

ZONE	LUMENS	%LAMP	%FIXT
0-30	417	4.2	5.1
0-40	647	6.5	7.9
0-60	1045	10.5	12.8
0-90	1234	12.3	15.1
90-120	2438	24.4	29.8
90-130	3704	37.0	45.2
90-150	5746	57.5	70.2
90-180	6954	69.5	84.9
0-180	8189	81.9	100.0

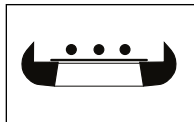
TOTAL LUMINAIRE EFFICIENCY = 81.9%

CANDELA DISTRIBUTION

	0.0	22.5	45.0	67.5	90.0	FLUX
0	597	597	597	597	597	
5	593	594	590	586	583	56
15	539	540	534	534	531	151
25	472	468	451	445	446	210
35	392	383	356	355	363	230
45	299	285	265	278	294	217
55	205	192	188	214	235	181
65	96	103	117	143	159	121
75	47	49	50	52	52	53
85	11	14	13	13	11	14
90	0	0	0	0	0	
95	45	193	242	229	180	227
105	261	655	1076	1172	1110	930
115	518	844	1355	1781	1857	1281
125	770	944	1431	1866	1984	1266
135	990	1078	1424	1893	2011	1137
145	1180	1235	1355	1688	1792	905
155	1330	1355	1410	1480	1511	656
165	1426	1437	1450	1476	1489	412
175	1474	1477	1472	1465	1469	140
180	1472	1472	1472	1472	1472	

Photometric Reports

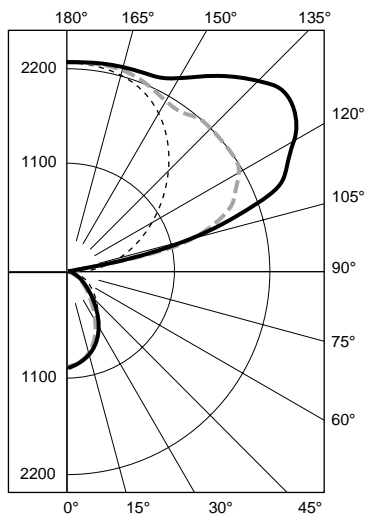
SERIES 10: WCB - OPEN - 3 T5HO - EP (ITL REPORT 51180)



82% Uplight
18% Downlight



LEGEND:
0-deg. - - - - -
45-deg. - - - - -
90-deg. - - - - -



TOTAL LUMINAIRE EFFICIENCY = 82.1%

CANDELA DISTRIBUTION					FLUX	
	0.0	22.5	45.0	67.5	90.0	
0	1050	1050	1050	1050	1050	
5	1043	1043	1038	1034	1033	98
15	955	955	959	968	969	271
25	835	836	829	842	850	386
35	692	690	675	692	714	431
45	529	524	512	544	573	412
55	357	356	359	375	390	327
65	172	189	194	212	217	197
75	81	85	82	86	84	89
85	16	21	18	19	17	21
90	0	0	0	0	0	
95	65	281	209	198	153	251
105	404	1036	1497	1434	1328	1249
115	806	1348	1994	2329	2427	1808
125	1192	1493	2219	2612	2720	1858
135	1542	1702	2203	2631	2787	1681
145	1828	1933	2118	2464	2581	1369
155	2052	2106	2198	2274	2312	1014
165	2203	2223	2247	2276	2292	637
175	2279	2281	2272	2261	2264	217
180	2272	2272	2272	2272	2272	

ZONAL LUMEN SUMMARY

ZONE	LUMENS	%LAMP	%FIXT
0-30	755	5.0	6.1
0-40	1187	7.9	9.6
0-60	1926	12.8	15.6
0-90	2233	14.9	18.1
90-120	3308	22.1	26.9
90-130	5166	34.4	41.9
90-150	8215	54.8	66.7
90-180	10083	67.2	81.9
0-180	12315	82.1	100.0

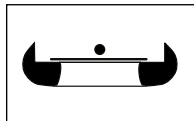
For layouts or additional photometry, contact your local representative or the factory.

FINELITE

T5HO - Series 10 - PLV - OPEN - 91W

Photometric Reports

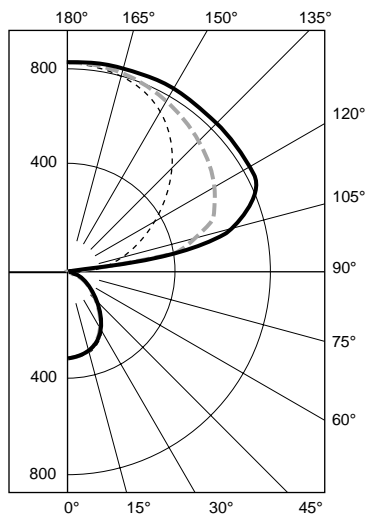
SERIES 10: PLV - OPEN - 1 T5HO - 91W (ITL REPORT 51165)



82% Uplight
18% Downlight



LEGEND:
0-deg. - - - - -
45-deg. - - - - -
90-deg. ————



ZONAL LUMEN SUMMARY

ZONE	LUMENS	%LAMP	%FIXT
0-30	256	5.1	5.9
0-40	417	8.3	9.6
0-60	714	14.3	16.5
0-90	794	15.9	18.3
90-120	1250	25.0	28.8
90-130	1837	36.7	42.4
90-150	2864	57.3	66.0
90-180	3542	70.8	81.7
0-180	4336	86.7	100.0

TOTAL LUMINAIRE EFFICIENCY = 86.7%

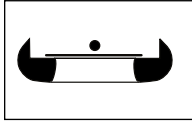
	CANDELA DISTRIBUTION					FLUX
	0.0	22.5	45.0	67.5	90.0	
0	334	334	334	334	334	
5	333	334	334	332	330	32
15	312	314	318	321	322	90
25	283	288	292	298	301	135
35	243	251	256	263	269	161
45	197	205	210	220	228	163
55	140	151	155	155	157	134
65	53	68	57	60	62	61
75	8	10	11	17	19	15
85	2	4	4	5	5	4
90	0	0	0	0	0	
95	25	181	148	121	83	155
105	146	349	528	631	662	506
115	293	430	624	776	819	590
125	436	527	669	788	830	587
135	558	622	720	805	836	550
145	662	702	766	821	842	477
155	745	765	799	829	842	368
165	798	805	818	827	834	231
175	824	827	826	821	822	79
180	824	824	824	824	824	

FINELITE

T5HO - Series 10 - PLV - OPEN - EP

Photometric Reports

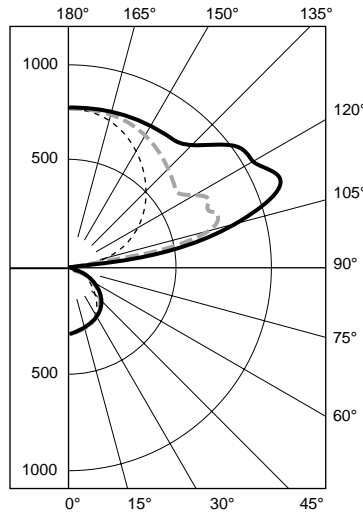
SERIES 10: PLV - OPEN - 1 T5HO - EP (ITL REPORT 51171)



83% Uplight
17% Downlight



LEGEND:
0-deg. - - - - -
45-deg. - - - - -
90-deg. ————



ZONAL LUMEN SUMMARY

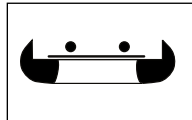
ZONE	LUMENS	%LAMP	%FIXT
0-30	248	5.0	5.7
0-40	404	8.1	9.2
0-60	692	13.8	15.8
0-90	767	15.3	17.5
90-120	1471	29.4	33.6
90-130	2090	41.8	47.8
90-150	3009	60.2	68.8
90-180	3610	72.2	82.5
0-180	4376	87.5	100.0

TOTAL LUMINAIRE EFFICIENCY = 87.5%

CANDELA DISTRIBUTION

	0.0	22.5	45.0	67.5	90.0	FLUX
0	323	323	323	323	323	
5	322	323	322	320	320	31
15	303	305	309	312	312	87
25	273	278	282	287	291	130
35	236	243	248	255	261	156
45	192	197	203	213	222	158
55	135	144	149	149	152	130
65	52	63	54	57	59	58
75	7	8	9	15	18	13
85	1	2	3	4	4	3
90	0	0	0	0	0	
95	27	191	125	83	60	142
105	133	409	723	821	841	629
115	260	379	783	989	1083	700
125	384	462	639	959	1037	619
135	496	548	635	726	786	497
145	588	620	676	723	743	422
155	660	675	708	733	743	326
165	709	713	723	732	738	205
175	732	732	731	728	728	70
180	730	730	730	730	730	

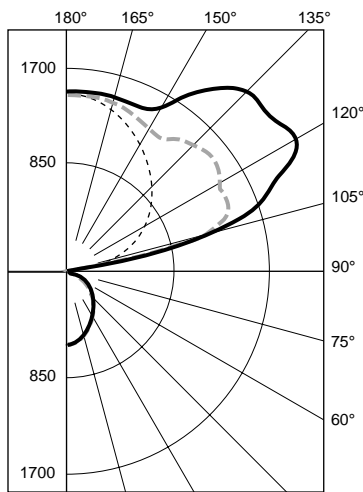
SERIES 10: PLV - OPEN - 2 T5HO - EP (ITL REPORT 51172)



85% Uplight
15% Downlight



LEGEND:
0-deg. - - - - -
45-deg. - - - - -
90-deg. ————



ZONAL LUMEN SUMMARY

ZONE	LUMENS	%LAMP	%FIXT
0-30	434	4.3	5.2
0-40	688	6.9	8.2
0-60	1132	11.3	13.5
0-90	1278	12.8	15.3
90-120	2550	25.5	30.5
90-130	3849	38.5	46.0
90-150	5890	58.9	70.4
90-180	7083	70.8	84.7
0-180	8361	83.6	100.0

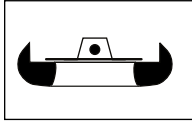
TOTAL LUMINAIRE EFFICIENCY = 83.6%

CANDELA DISTRIBUTION

	0.0	22.5	45.0	67.5	90.0	FLUX
0	584	584	584	584	584	
5	582	582	581	578	574	55
15	547	549	548	549	545	155
25	496	497	485	479	476	224
35	427	424	399	393	398	254
45	343	329	303	307	315	245
55	241	222	209	221	236	199
65	87	91	115	141	157	114
75	12	17	19	28	32	25
85	2	6	6	8	8	7
90	0	0	0	0	0	
95	46	242	222	211	157	231
105	259	774	1175	1164	1097	980
115	505	924	1499	1808	1859	1339
125	757	972	1564	1858	1980	1299
135	977	1087	1496	1855	1980	1142
145	1166	1230	1364	1657	1755	898
155	1309	1341	1405	1458	1487	649
165	1405	1418	1433	1453	1467	407
175	1455	1455	1450	1444	1446	138
180	1451	1451	1451	1451	1451	

Photometric Reports

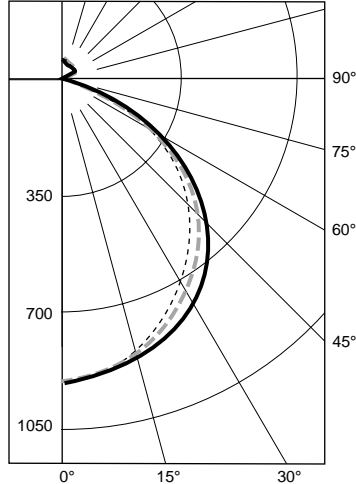
SERIES 10: PLV - CCO - 1 T5HO - EP (ITL REPORT 51173)



10% Uplight
90% Downlight



LEGEND:
0-deg. - - - - -
45-deg. - - - - -
90-deg. ————



ZONAL LUMEN SUMMARY

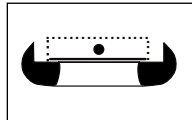
ZONE	LUMENS	%LAMP	%FIXT
0-30	687	13.7	29.3
0-40	1122	22.4	47.9
0-60	1923	38.5	82.1
0-90	2119	42.4	90.4
90-120	75	1.5	3.2
90-130	121	2.4	5.1
90-150	181	3.6	7.7
90-180	225	4.5	9.6
0-180	2344	46.9	100.0

TOTAL LUMINAIRE EFFICIENCY = 46.9%

CANDELA DISTRIBUTION

	0.0	22.5	45.0	67.5	90.0	FLUX
0	901	901	901	901	901	
5	899	896	896	891	890	85
15	844	846	852	858	864	240
25	765	770	779	796	811	362
35	657	668	689	718	745	435
45	530	546	578	592	613	441
55	377	406	406	410	426	360
65	138	173	148	147	145	158
75	18	20	24	38	44	31
85	3	4	5	7	8	6
90	0	0	0	0	0	
95	3	2	1	1	0	2
105	15	41	14	4	3	21
115	27	24	65	80	69	52
125	38	28	41	73	79	45
135	47	35	38	43	48	32
145	53	45	41	43	43	28
155	57	57	46	45	44	23
165	59	60	58	55	51	16
175	60	60	60	60	60	6
180	60	60	60	60	60	

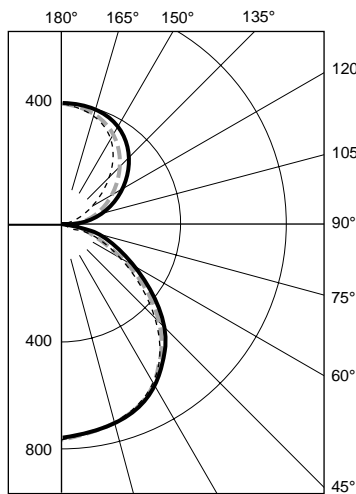
SERIES 10: PLV - STO - 1 T5HO - 91W (ITL REPORT 51166)



42% Uplight
58% Downlight



LEGEND:
0-deg. - - - - -
45-deg. - - - - -
90-deg. ————



ZONAL LUMEN SUMMARY

ZONE	LUMENS	%LAMP	%FIXT
0-30	573	11.5	19.3
0-40	923	18.5	31.1
0-60	1559	31.2	52.5
0-90	1728	34.6	58.2
90-120	289	5.8	9.7
90-130	494	9.9	16.6
90-150	926	18.5	31.2
90-180	1243	24.9	41.8
0-180	2971	59.4	100.0

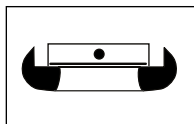
TOTAL LUMINAIRE EFFICIENCY = 59.4%

CANDELA DISTRIBUTION

	0.0	22.5	45.0	67.5	90.0	FLUX
0	763	763	763	763	763	
5	759	759	757	753	752	72
15	713	713	713	716	718	202
25	647	646	644	652	660	299
35	557	555	554	564	581	351
45	450	448	446	461	478	350
55	317	318	316	323	339	286
65	112	131	133	150	159	138
75	14	17	20	32	37	27
85	1	3	4	6	7	5
90	0	1	2	3	4	
95	10	20	32	39	35	35
105	51	76	90	122	137	100
115	108	137	161	181	182	154
125	177	205	234	260	267	205
135	241	264	293	315	321	223
145	298	315	337	354	360	209
155	346	356	369	379	384	169
165	379	382	389	392	395	109
175	396	396	395	394	394	38
180	396	396	396	396	396	

Photometric Reports

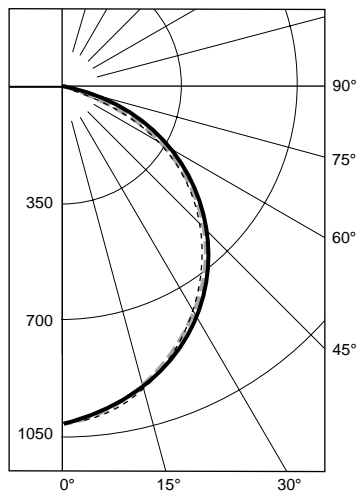
SERIES 10: PLV - TDO - 1 T5HO - 91W (ITL REPORT 51167)



0% Uplight
100% Downlight



LEGEND:
0-deg. - - - - -
45-deg. - - - - -
90-deg. ————



TOTAL LUMINAIRE EFFICIENCY = 45.1%

CANDELA DISTRIBUTION					FLUX
	0.0	22.5	45.0	67.5	90.0
0	1002	1002	1002	1002	1002
5	1001	998	994	990	988 94
15	941	937	933	936	938 264
25	855	850	842	850	861 391
35	736	727	723	735	752 458
45	592	583	578	595	616 455
55	420	415	407	418	437 371
65	152	172	175	200	216 183
75	18	21	25	41	50 35
85	1	3	4	7	7 6
90	0	0	0	0	0

ZONAL LUMEN SUMMARY

ZONE	LUMENS	%LAMP	%FIXT
45	7436	7260	7737
55	6504	6302	6767
65	3194	3678	4539
75	618	858	1716
85	102	408	713

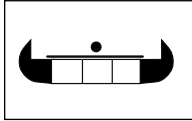
For layouts or additional photometry, contact your local representative or the factory.

FINELITE

T5HO - Series 10 - CUB - OPEN - 91W

Photometric Reports

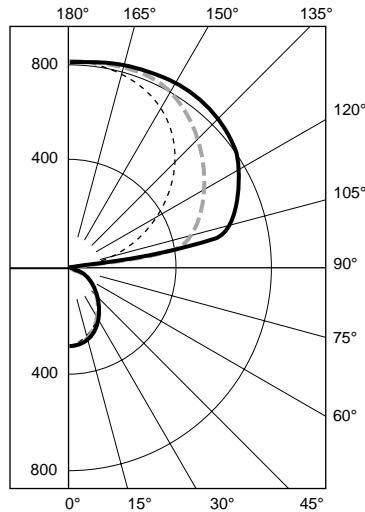
SERIES 10: CUB - OPEN - 1 T5HO - 91W (ITL REPORT 51169)



88% Uplight
12% Downlight



LEGEND:
0-deg. - - - - -
45-deg. - - - - -
90-deg. ————



ZONAL LUMEN SUMMARY

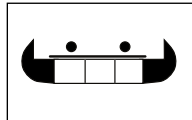
ZONE	LUMENS	%LAMP	%FIXT
0-30	192	3.8	4.9
0-40	299	6.0	7.6
0-60	433	8.7	11.0
0-90	460	9.2	11.7
90-120	1168	23.4	29.8
90-130	1749	35.0	44.6
90-150	2779	55.6	70.8
90-180	3463	69.3	88.3
0-180	3923	78.5	100.0

TOTAL LUMINAIRE EFFICIENCY = 78.5%

CANDELA DISTRIBUTION

	0.0	22.5	45.0	67.5	90.0	FLUX
0	265	265	265	265	265	
5	265	265	264	262	259	25
15	243	247	246	248	243	69
25	212	216	210	215	212	98
35	174	175	165	170	169	106
45	123	124	110	116	115	90
55	45	54	44	51	42	45
65	15	16	14	16	15	15
75	7	8	7	8	7	8
85	2	4	3	4	3	4
90	0	0	0	0	0	
95	28	172	126	105	71	143
105	149	337	472	588	630	470
115	295	427	600	704	734	555
125	435	528	661	775	814	581
135	565	629	719	801	830	551
145	667	710	767	818	839	480
155	750	773	809	836	847	371
165	803	813	827	837	845	234
175	830	833	832	829	830	79
180	828	828	828	828	828	

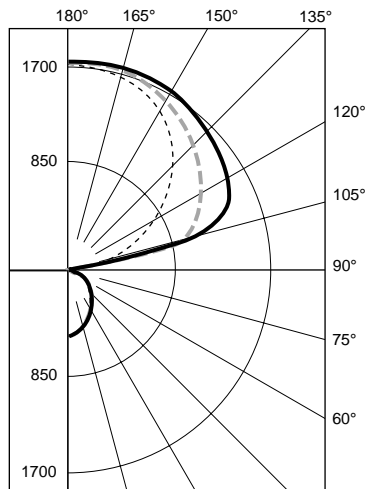
SERIES 10: CUB - OPEN - 2 T5HO - 91W (ITL REPORT 51170)



89% Uplight
11% Downlight



LEGEND:
0-deg. - - - - -
45-deg. - - - - -
90-deg. ————



ZONAL LUMEN SUMMARY

ZONE	LUMENS	%LAMP	%FIXT
0-30	338	3.4	4.4
0-40	524	5.2	6.9
0-60	758	7.6	9.9
0-90	807	8.1	10.6
90-120	2169	21.7	28.4
90-130	3316	33.2	43.4
90-150	5412	54.1	70.9
90-180	6829	68.3	89.4
0-180	7637	76.4	100.0

TOTAL LUMINAIRE EFFICIENCY = 76.4%

CANDELA DISTRIBUTION

	0.0	22.5	45.0	67.5	90.0	FLUX
0	470	470	470	470	470	
5	470	470	467	462	459	44
15	433	434	435	435	430	122
25	377	376	369	373	371	172
35	309	305	291	293	297	186
45	221	212	194	199	207	157
55	79	86	79	84	76	77
65	27	28	26	29	29	28
75	13	14	13	15	14	15
85	3	6	6	6	5	6
90	0	0	0	0	0	
95	59	259	258	256	193	253
105	317	609	921	1026	1027	839
115	617	853	1127	1350	1427	1077
125	912	1084	1313	1497	1552	1147
135	1174	1292	1455	1596	1650	1113
145	1395	1469	1579	1672	1706	983
155	1564	1605	1670	1720	1741	768
165	1676	1692	1713	1735	1746	485
175	1734	1734	1727	1720	1722	165
180	1727	1727	1727	1727	1727	