

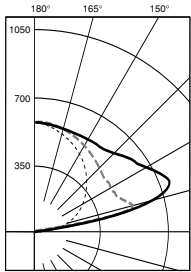
Product Photometry and ies files are also available online at www.finelite.com.
For layouts or additional photometry, contact your local representative or the factory.

S8-P: 1 T8 - EP



EFFICIENCY = 89.5%

98% Uplight
2% Downlight
(ITL Report 48501)



CANDELA DISTRIBUTION	FLUX
0.0 22.5 45 67.5 90.0	
0 8 8 8 8 8	
5 9 8 8 8 7 1	
15 8 8 10 10 10 3	
25 8 8 10 10 9 4	
35 7 8 9 9 9 5	
45 6 7 8 9 8 6	
55 5 6 7 8 7 6	
65 4 5 6 7 6 6	
75 3 4 5 6 6 5	
85 3 4 4 5 5 5	
90 0 2 5 5 6	
95 27 138 111 111 112 122	
105 120 249 515 607 609 438	
115 220 292 462 631 705 459	
125 315 362 462 566 621 416	
135 397 428 479 543 577 375	
145 467 485 517 546 558 323	
155 520 531 543 558 566 251	
165 556 562 563 565 568 159	
175 572 576 573 570 570 55	
180 574 574 574 574 574	



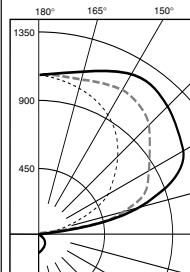
ZONAL LUMEN SUMMARY			
ZONE	LUMENS	%LAMP	%FIXT
0-30	8	0.3	0.3
0-40	13	0.4	0.5
0-60	25	0.9	1.0
0-90	41	1.4	1.5
90-120	1019	34.5	38.6
90-130	1435	48.7	54.4
90-150	2133	72.3	80.8
90-180	2599	88.1	98.5
0-180	2640	89.5	100.0

S8-P: 2 T8 - EP



EFFICIENCY = 81.8%

96% Uplight
4% Downlight
(ITL Report 48502)



CANDELA DISTRIBUTION	FLUX
0.0 22.5 45 67.5 90.0	
0 62 62 62 62 62	
5 63 63 62 62 60 6	
15 59 59 63 65 64 17	
25 52 55 59 61 60 26	
35 42 47 51 55 55 32	
45 31 37 42 47 48 32	
55 20 27 34 40 42 29	
65 12 18 25 32 34 24	
75 6 11 18 25 26 19	
85 2 8 12 17 18 13	
90 0 7 17 9 24	
95 45 182 194 216 208 202	
105 216 426 594 646 658 556	
115 407 580 798 949 978 745	
125 584 745 896 1037 1098 788	
135 741 870 1009 1093 1153 758	
145 874 947 1087 1163 1203 664	
155 975 1009 1103 1173 1206 506	
165 1044 1058 1079 1103 1121 307	
175 1077 1078 1081 1077 1081 103	
180 1079 1079 1079 1079 1079	



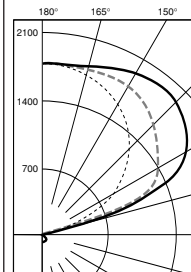
ZONAL LUMEN SUMMARY			
ZONE	LUMENS	%LAMP	%FIXT
0-30	50	0.8	1.0
0-40	81	1.4	1.7
0-60	143	2.4	3.0
0-90	198	3.4	4.1
90-120	1503	25.5	31.1
90-130	2291	38.8	47.5
90-150	3713	62.9	76.9
90-180	4628	78.4	95.9
0-180	4827	81.8	100.0

S8-P: 3 T8 - EP



EFFICIENCY = 84.6%

97% Uplight
3% Downlight
(ITL Report 48503)



CANDELA DISTRIBUTION	FLUX
0.0 22.5 45 67.5 90.0	
0 69 69 69 69 69	
5 70 70 70 69 66 7	
15 66 67 73 75 73 20	
25 58 63 68 71 69 30	
35 47 55 59 62 61 36	
45 35 43 47 53 53 36	
55 22 30 37 44 45 33	
65 13 19 27 35 36 26	
75 6 11 18 26 27 19	
85 1 8 12 18 18 13	
90 0 11 24 20 39	
95 82 210 201 215 206 220	
105 374 702 841 844 820 779	
115 696 956 1291 1446 1471 1180	
125 988 1195 1469 1698 1783 1288	
135 1248 1404 1622 1782 1872 1231	
145 1465 1559 1730 1858 1919 1072	
155 1634 1680 1783 1869 1911 821	
165 1746 1767 1790 1816 1838 508	
175 1799 1804 1803 1796 1799 172	
180 1800 1800 1800 1800 1800	



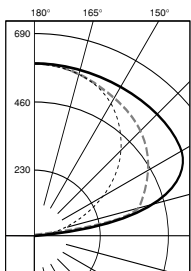
ZONAL LUMEN SUMMARY			
ZONE	LUMENS	%LAMP	%FIXT
0-30	57	0.6	0.8
0-40	93	1.1	1.2
0-60	162	1.8	2.2
0-90	220	2.5	2.9
90-120	2180	24.6	29.1
90-130	3468	39.2	46.3
90-150	5771	65.2	77.0
90-180	7271	82.2	97.1
0-180	7491	84.6	100.0

S8-P: 1 T8 - 91 WHITE



EFFICIENCY = 86.7%

98% Uplight
2% Downlight
(ITL Report 48498)



CANDELA DISTRIBUTION	FLUX
0.0 22.5 45 67.5 90.0	
0 11 11 11 11 11	
5 12 11 12 11 10 1	
15 11 11 12 13 13 3	
25 9 11 13 13 12 5	
35 8 10 11 12 11 7	
45 6 8 10 11 11 7	
55 4 6 8 9 9 7	
65 3 5 6 8 8 6	
75 1 4 5 6 6 6 5	
85 1 3 4 5 5 4	
90 0 3 7 7 7	
95 28 114 124 129 128 120	
105 139 239 369 420 427 338	
115 247 309 428 515 548 409	
125 348 383 470 543 572 416	
135 434 454 510 565 587 393	
145 506 515 548 578 593 342	
155 562 566 576 592 600 266	
165 596 599 596 598 601 169	
175 614 617 613 609 609 58	
180 614 614 614 614 614	



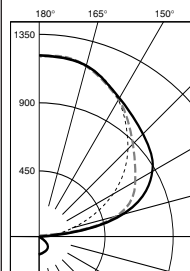
ZONAL LUMEN SUMMARY			
ZONE	LUMENS	%LAMP	%FIXT
0-30	10	0.3	0.4
0-40	16	0.6	0.6
0-60	30	1.0	1.2
0-90	45	1.5	1.8
90-120	866	29.4	33.9
90-130	1282	43.5	50.1
90-150	2017	68.4	78.9
90-180	2512	85.1	98.2
0-180	2557	86.7	100.0

S8-P: 2 T8 - 91 WHITE



EFFICIENCY = 77.9%

93% Uplight
7% Downlight
(ITL Report 48499)



CANDELA DISTRIBUTION	FLUX
0.0 22.5 45 67.5 90.0	
0 108 108 108 108 108	
5 108 108 108 107 106 10	
15 100 102 105 109 108 30	
25 87 91 97 101 100 44	
35 68 76 82 89 90 51	
45 49 60 68 79 81 52	
55 31 43 55 67 71 48	
65 18 27 41 54 58 40	
75 9 15 28 41 44 29	
85 2 10 17 27 30 19	
90 0 8 20 17 34	
95 53 167 210 225 224 201	
105 254 357 492 564 594 485	
115 464 499 663 751 780 629	
125 661 675 761 874 914 693	
135 835 848 873 934 962 687	
145 979 989 996 1014 1025 627	
155 1091 1094 1103 1104 1106 508	
165 1165 1165 1167 1165 1166 330	
175 1200 1200 1198 1191 1191 114	
180 1199 1199 1199 1199 1199	



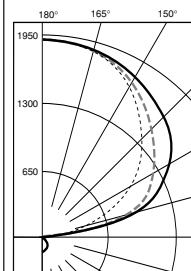
ZONAL LUMEN SUMMARY			
ZONE	LUMENS	%LAMP	%FIXT
0-30	84	1.4	1.8
0-40	135	2.3	2.9
0-60	236	4.0	5.1
0-90	324	5.5	7.1
90-120	1315	22.3	28.6
90-130	2008	34.0	43.7
90-150	3322	56.3	72.3
90-180	4273	72.4	92.9
0-180	4597	77.9	100.0

S8-P: 3 T8 - 91 WHITE



EFFICIENCY = 81.4%

95% Uplight
5% Downlight
(ITL Report 48500)



CANDELA DISTRIBUTION	FLUX
0.0 22.5 45 67.5 90.0	
0 117 117 117 117 117	
5 118 118 117 117 114 11	
15 110 111 117 121 120 33	
25 95 100 108 112 111 49	
35 75 86 92 100 101 57	
45 56 68 78 89 91 59	
55 36 50 63 76 79 56	
65 23 33 47 62 65 46	
75 12 19 32 47 50 34	
85 4 13 21 32 35 23	
90 0 7 28 22 37	
95 96 203 223 228 240 229	
105 420 607 741 766 778 710	
115 763 856 1113 1224 1257 1036	
125 1073 1125 1291 1462 1528 1158	
135 1344 1383 1467 1571 1621 1141	
145 1574 1600 1638 1687 1715 1029	
155 1749 1764 1786 1797 1810 823	
165 1863 1869 1875 1874 1883 530	
175 1919 1922 1917 1905 1908 182	
180 1917 1917 1917 1917 1917	



ZONAL LUMEN SUMMARY			
ZONE	LUMENS	%LAMP	%FIXT
0-30	93	1.0	1.3
0-40	150	1.7	2.1
0-60	265	3.0	3.7
0-90	368	4.2	5.1
90-120	1976	22.3	27.4
90-130	3134	35.4	43.5
90-150	5304	59.9	73.6
90-180	6839	77.3	94.9
0-180	7207	81.4	100.0

Product Photometry and ies files are also available online at www.finelite.com.
 For layouts or additional photometry, contact your local representative or the factory.

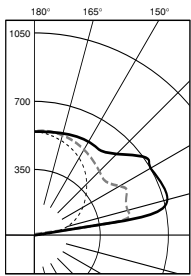
S8-I: 1 T8-EP



EFFICIENCY = 91.1%

100% Uplight

(ITL Report 48504)



CANDELA DISTRIBUTION				FLUX
90	0	0	0	0
95	26	168	118	110
105	116	277	510	682
115	219	289	529	658
125	312	360	474	627
135	394	426	476	545
145	464	482	514	554
155	516	527	540	555
165	551	558	558	561
175	567	571	567	564
180	567	567	567	567

ZONAL LUMEN SUMMARY			
ZONE	LUMENS	%LAMP	%FIXT
0-90	0	0.0	0.0
90-120	1089	36.9	40.5
90-130	1529	51.8	56.9
90-150	2226	75.5	82.8
90-180	2688	91.1	100.0
0-180	2688	91.1	100.0

in boulder
 LEGEND:
 0-deg. ---
 45-deg. - - -
 90-deg. ———

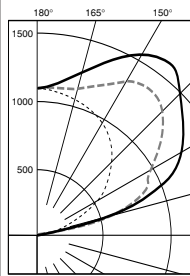
S8-I: 2 T8-EP



EFFICIENCY = 93.1%

100% Uplight

(ITL Report 48505)



CANDELA DISTRIBUTION				FLUX
90	0	0	0	0
95	49	198	216	216
105	224	504	680	724
115	418	780	936	1083
125	597	956	1202	1302
135	757	1022	1348	1520
145	893	1043	1367	1531
155	998	1060	1252	1414
165	1070	1095	1139	1197
175	1103	1104	1110	1109
180	1101	1101	1101	1101

ZONAL LUMEN SUMMARY			
ZONE	LUMENS	%LAMP	%FIXT
0-90	0	0.0	0.0
90-120	1731	29.3	31.5
90-130	2712	46.0	49.4
90-150	4486	76.0	81.7
90-180	5492	93.1	100.0
0-180	5492	93.1	100.0

in boulder
 LEGEND:
 0-deg. ---
 45-deg. - - -
 90-deg. ———

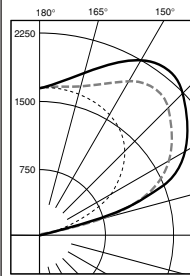
S8-I: 3 T8-EP



EFFICIENCY = 91.7%

100% Uplight

(ITL Report 48506)



CANDELA DISTRIBUTION				FLUX
90	0	0	0	0
95	88	222	209	210
105	383	786	896	900
115	705	1165	1425	1543
125	998	1420	1776	1940
135	1259	1567	1967	2164
145	1473	1661	2024	2239
155	1647	1730	1943	2123
165	1761	1796	1848	1914
175	1814	1821	1824	1819
180	1814	1814	1814	1814

ZONAL LUMEN SUMMARY			
ZONE	LUMENS	%LAMP	%FIXT
0-90	0	0.0	0.0
90-120	2373	26.8	29.3
90-130	3855	43.6	47.5
90-150	6518	73.6	80.4
90-180	8112	91.7	100.0
0-180	8112	91.7	100.0

in boulder
 LEGEND:
 0-deg. ---
 45-deg. - - -
 90-deg. ———

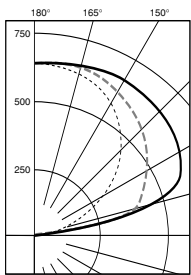
S8-I: 1 T8-91 WHITE



EFFICIENCY = 90.8%

100% Uplight

(ITL Report 48507)



CANDELA DISTRIBUTION				FLUX
90	0	0	0	0
95	28	126	133	125
105	131	260	396	452
115	249	331	458	551
125	353	412	502	579
135	447	486	545	601
145	523	548	587	619
155	584	600	617	635
165	623	630	634	637
175	642	647	644	640
180	642	642	642	642

ZONAL LUMEN SUMMARY			
ZONE	LUMENS	%LAMP	%FIXT
0-90	0	0.0	0.0
90-120	926	31.4	34.6
90-130	1368	46.4	51.1
90-150	2154	73.0	80.4
90-180	2679	90.8	100.0
0-180	2679	90.8	100.0

in boulder
 LEGEND:
 0-deg. ---
 45-deg. - - -
 90-deg. ———

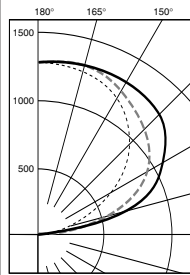
S8-I: 2 T8-91 WHITE



EFFICIENCY = 89.5%

100% Uplight

(ITL Report 48508)



CANDELA DISTRIBUTION				FLUX
90	0	0	0	0
95	60	205	232	238
105	289	474	627	695
115	537	680	839	950
125	763	859	1023	1120
135	966	1019	1141	1243
145	1131	1156	1231	1299
155	1261	1267	1304	1336
165	1349	1345	1354	1357
175	1388	1385	1384	1376
180	1388	1388	1388	1388

ZONAL LUMEN SUMMARY			
ZONE	LUMENS	%LAMP	%FIXT
0-90	0	0.0	0.0
90-120	1629	27.6	30.9
90-130	2515	42.6	47.6
90-150	4161	70.5	78.8
90-180	5278	89.5	100.0
0-180	5278	89.5	100.0

in boulder
 LEGEND:
 0-deg. ---
 45-deg. - - -
 90-deg. ———

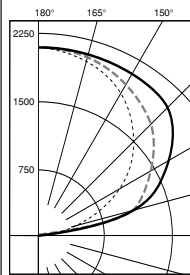
S8-I: 3 T8-91 WHITE



EFFICIENCY = 89.0%

100% Uplight

(ITL Report 48509)



CANDELA DISTRIBUTION				FLUX
90	0	0	0	0
95	97	230	228	234
105	452	735	833	835
115	836	1063	1298	1413
125	1181	1330	1582	1744
135	1485	1574	1759	1915
145	1736	1787	1896	2003
155	1933	1956	2004	2054
165	2064	2070	2080	2086
175	2124	2129	2121	2108
180	2123	2123	2123	2123

ZONAL LUMEN SUMMARY			
ZONE	LUMENS	%LAMP	%FIXT
0-90	0	0.0	0.0
90-120	2250	25.4	28.6
90-130	3621	40.9	46.0
90-150	6156	69.6	78.2
90-180	7873	89.0	100.0
0-180	7873	89.0	100.0

in boulder
 LEGEND:
 0-deg. ---
 45-deg. - - -
 90-deg. ———

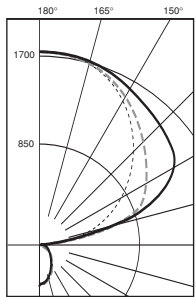
Product Photometry and ies files are also available online at www.finelite.com.
For layouts or additional photometry, contact your local representative or the factory.

S8-PW: 3 T8 - 91 WHITE



EFFICIENCY = 78.1%

90% Uplight
10% Downlight
(ITL Report 50502)



CANDELA DISTRIBUTION		FLUX
0.0	22.5	45.0
0	335	335
5	329	331
15	290	297
25	242	250
35	187	192
45	128	136
55	83	90
65	49	59
75	22	30
85	0	13
90	0	5
95	64	173
105	344	530
115	655	758
125	948	1018
135	1208	1259
145	1421	1456
155	1586	1607
165	1690	1701
175	1740	1743
180	1737	1737



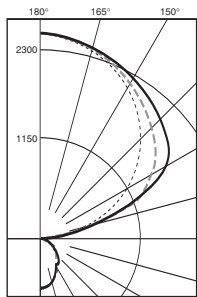
ZONAL LUMEN SUMMARY			
ZONE	LUMENS	%LAMP	%FIXT
0-30	232	2.6	3.4
0-40	352	4.0	5.1
0-60	558	6.3	8.1
0-90	706	8.0	10.2
90-120	1784	20.2	25.8
90-130	2839	32.1	41.1
90-150	4812	54.4	69.6
90-180	6208	70.2	89.8
0-180	6914	78.1	100.0

S8-PW: 4 T8 - 91 WHITE



EFFICIENCY = 79.0%

88% Uplight
12% Downlight
(ITL Report 50503)



CANDELA DISTRIBUTION		FLUX
0.0	22.5	45.0
0	601	601
5	586	581
15	511	497
25	416	397
35	312	299
45	204	204
55	137	146
65	78	88
75	38	47
85	9	21
90	0	6
95	85	172
105	482	687
115	912	1049
125	1324	1409
135	1687	1743
145	1992	2030
155	2223	2244
165	2373	2381
175	2448	2447
180	2443	2443



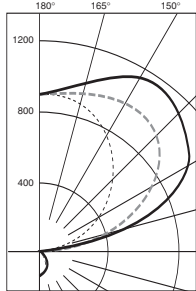
ZONAL LUMEN SUMMARY			
ZONE	LUMENS	%LAMP	%FIXT
0-30	378	3.2	4.1
0-40	586	5.0	6.3
0-60	906	7.7	9.7
0-90	1113	9.4	11.9
90-120	2096	17.8	22.5
90-130	3519	29.8	37.7
90-150	6260	53.1	67.2
90-180	8210	69.6	88.1
0-180	9323	79.0	100.0

S8-FP: 2 T8 - EP



EFFICIENCY = 71.2%

92% Uplight
8% Downlight
(ITL Report 49488)



CANDELA DISTRIBUTION		FLUX
0.0	22.5	45.0
0	122	122
5	122	122
15	114	115
25	100	104
35	82	88
45	61	68
55	39	47
65	22	28
75	11	15
85	4	8
90	4	7
95	36	96
105	156	361
115	307	523
125	452	663
135	585	757
145	699	819
155	790	851
165	851	872
175	877	880
180	878	878



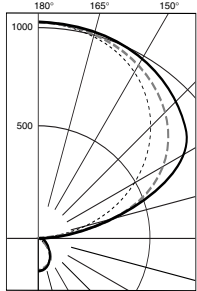
ZONAL LUMEN SUMMARY			
ZONE	LUMENS	%LAMP	%FIXT
0-30	94	1.6	2.2
0-40	151	2.5	3.5
0-60	256	4.3	6.0
0-90	333	5.6	7.8
90-120	1150	19.2	26.9
90-130	1862	31.0	43.6
90-150	3151	52.5	73.8
90-180	3937	65.6	92.2
0-180	4271	71.2	100.0

S8-FP: 2 T8 - 91 WHITE



EFFICIENCY = 68.5%

89% Uplight
11% Downlight
(ITL Report 49423)



CANDELA DISTRIBUTION		FLUX
0.0	22.5	45.0
0	175	175
5	174	175
15	163	165
25	143	148
35	116	124
45	84	95
55	52	65
65	28	38
75	12	19
85	1	9
90	1	7
95	39	93
105	196	299
115	377	447
125	548	604
135	702	750
145	830	865
155	933	950
165	1000	1006
175	1033	1032
180	1031	1031



ZONAL LUMEN SUMMARY			
ZONE	LUMENS	%LAMP	%FIXT
0-30	134	2.2	3.3
0-40	215	3.6	5.2
0-60	363	6.1	8.8
0-90	470	7.8	11.4
90-120	997	16.6	24.3
90-130	1619	27.0	39.4
90-150	2805	46.8	68.2
90-180	3640	60.7	88.6
0-180	4111	68.5	100.0