

Product Photometry and ies files are also available online at [www.finelite.com](http://www.finelite.com).  
 For layouts or additional photometry, contact your local representative or the factory.

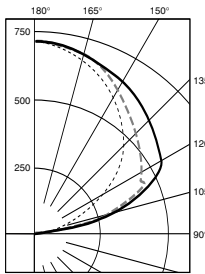
## S7: 1 T5 - SPECULAR



EFFICIENCY = 87.0%

98% Uplight  
2% Downlight  
(ITL Report 48495)

CANDELA DISTRIBUTION		FLUX		
0.0	22.5	45	67.5	90.0
0	11	11	11	11
5	11	11	13	12
15	11	13	14	13
25	10	12	13	12
35	8	11	11	12
45	7	9	10	11
55	4	7	9	11
65	3	6	8	10
75	2	4	8	9
85	1	3	7	8
90	0	2	6	7
95	16	76	80	72
105	113	192	264	304
115	233	292	386	473
125	356	383	462	519
135	469	490	528	573
145	568	588	612	633
155	643	658	664	663
165	694	702	706	711
175	721	722	718	714
180	719	719	719	719



**iti** boulder  
 LEGEND:  
 0-deg. ---  
 45-deg. ---  
 90-deg. ---

**ZONAL LUMEN SUMMARY**

ZONE	LUMENS	%LAMP	%FIXT
0-30	11	0.4	0.4
0-40	17	0.6	0.7
0-60	33	1.1	1.3
0-90	54	1.9	2.1
90-120	706	24.3	28.0
90-130	1112	38.4	44.1
90-150	1897	65.4	75.2
90-180	2469	85.1	97.9
0-180	2522	87.0	100.0

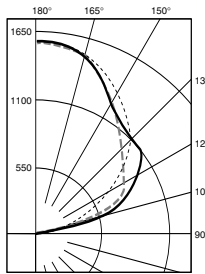
## S7: 2 T5 - SPECULAR



EFFICIENCY = 82.6%

97% Uplight  
3% Downlight  
(ITL Report 48496)

CANDELA DISTRIBUTION		FLUX		
0.0	22.5	45	67.5	90.0
0	26	26	26	26
5	26	27	30	31
15	24	31	33	30
25	22	29	30	29
35	18	26	28	29
45	13	21	26	29
55	9	17	23	28
65	6	13	21	27
75	3	11	19	24
85	1	8	16	21
90	0	7	16	20
95	51	126	121	116
105	272	371	454	496
115	538	532	706	786
125	808	720	838	978
135	1046	961	938	1022
145	1257	1191	1088	1118
155	1419	1389	1306	1253
165	1526	1523	1483	1449
175	1580	1582	1571	1560
180	1578	1578	1578	1578



**iti** boulder  
 LEGEND:  
 0-deg. ---  
 45-deg. ---  
 90-deg. ---

**ZONAL LUMEN SUMMARY**

ZONE	LUMENS	%LAMP	%FIXT
0-30	25	0.4	0.5
0-40	41	0.7	0.9
0-60	79	1.4	1.7
0-90	132	2.3	2.7
90-120	1229	21.2	25.7
90-130	1998	34.4	41.7
90-150	3482	60.0	72.7
90-180	4658	80.3	97.3
0-180	4790	82.6	100.0

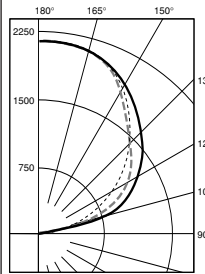
## S7: 3 T5 - SPECULAR



EFFICIENCY = 76.9%

97% Uplight  
3% Downlight  
(ITL Report 48497)

CANDELA DISTRIBUTION		FLUX		
0.0	22.5	45	67.5	90.0
0	39	39	39	39
5	40	41	46	46
15	38	46	50	49
25	34	43	46	47
35	29	38	42	46
45	22	32	39	44
55	16	27	37	43
65	10	21	33	42
75	7	18	30	39
85	3	13	26	34
90	0	8	22	30
95	69	127	123	118
105	384	499	512	520
115	750	846	930	957
125	1098	1100	1262	1341
135	1416	1398	1460	1586
145	1684	1686	1647	1689
155	1894	1914	1867	1851
165	2039	2060	2042	2023
175	2108	2118	2109	2100
180	2109	2109	2109	2109



**iti** boulder  
 LEGEND:  
 0-deg. ---  
 45-deg. ---  
 90-deg. ---

**ZONAL LUMEN SUMMARY**

ZONE	LUMENS	%LAMP	%FIXT
0-30	38	0.4	0.6
0-40	63	0.7	0.9
0-60	123	1.4	1.8
0-90	207	2.4	3.1
90-120	1541	17.7	23.0
90-130	2637	30.3	39.4
90-150	4842	55.7	72.4
90-180	6484	74.5	96.9
0-180	6691	76.9	100.0