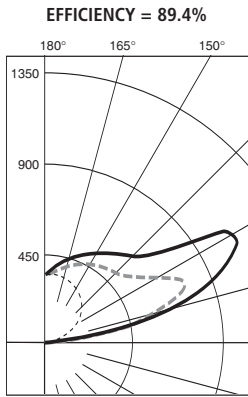


Product Photometry and ies files are also available online at [www.finelite.com](http://www.finelite.com).  
For layouts or additional photometry, contact your local representative or the factory.

### S1: 1 T8 - SPECULAR



100% Uplight  
(ITL Report 41013)



**ZONAL LUMEN SUMMARY**

ZONE	LUMENS	%LAMP	%FIXT
0-90	0	0.0	0.0
90-120	1201	39.4	44.0
90-130	1699	55.7	62.3
90-150	2374	77.8	87.1
90-180	2727	89.4	100.0
0-180	2727	89.4	100.0

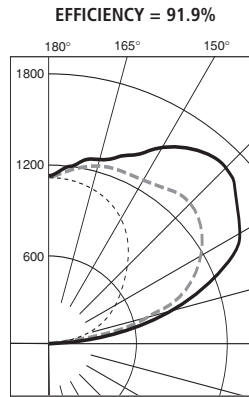
**CANDELA DISTRIBUTION**

FLUX	90	0.0	22.5	45	67.5	90.0
90	0	0	0	0	0	0
95	11	130	71	81	56	107
105	46	298	555	664	655	487
115	104	286	698	957	981	607
125	165	317	542	791	938	498
135	225	343	513	646	707	382
145	274	361	482	576	620	293
155	317	369	448	503	534	202
165	346	367	411	437	455	115
175	361	361	370	371	378	36
180	359	359	359	359	359	0

### S1: 2 T8 - SPECULAR



100% Uplight  
(ITL Report 41330)



**ZONAL LUMEN SUMMARY**

ZONE	LUMENS	%LAMP	%FIXT
0-90	0	0.0	0.0
90-120	1805	29.6	32.2
90-130	2839	46.5	50.6
90-150	4584	75.1	81.8
90-180	5606	91.9	100.0
0-180	5606	91.9	100.0

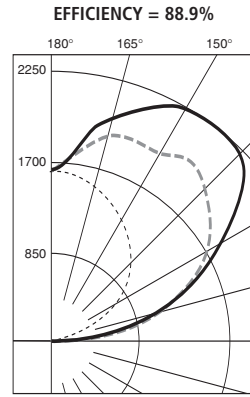
**CANDELA DISTRIBUTION**

FLUX	90	0.0	22.5	45	67.5	90.0
90	0	0	0	0	0	0
95	23	173	152	182	138	174
105	152	527	708	793	759	658
115	333	730	1085	1314	1320	973
125	523	855	1258	1476	1540	1034
135	699	949	1301	1535	1625	956
145	850	1061	1289	1480	1559	790
155	975	1122	1254	1355	1424	571
165	1060	1130	1229	1281	1306	341
175	1105	1110	1133	1141	1159	109
180	1103	1103	1103	1103	1103	0

### S1: 3 T8 - SPECULAR



100% Uplight  
(ITL Report 41331)



**ZONAL LUMEN SUMMARY**

ZONE	LUMENS	%LAMP	%FIXT
0-90	0	0.0	0.0
90-120	2206	24.1	27.1
90-130	3748	41.0	46.1
90-150	6548	71.6	80.5
90-180	8138	88.9	100.0
0-180	8138	88.9	100.0

**CANDELA DISTRIBUTION**

FLUX	90	0.0	22.5	45.0	67.5	90.0
90	0	0	0	0	0	0
95	43	186	147	172	119	177
105	241	745	774	852	813	765
115	519	1200	1429	1500	1462	1263
125	791	1442	1942	2089	2082	1542
135	1044	1541	2140	2419	2502	1520
145	1265	1673	2119	2468	2562	1280
155	1441	1723	1996	2200	2322	904
165	1564	1695	1894	1999	2047	524
175	1627	1636	1684	1699	1734	162
180	1623	1623	1623	1623	1623	0

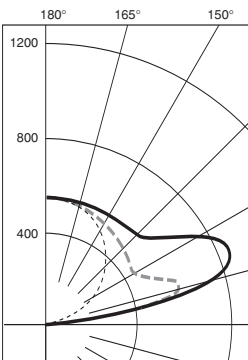
### S1: 1 T8-EXTENDED PERFORMANCE



100% Uplight  
(ITL Report 41544)



TOTAL LUMINAIRE EFFICIENCY = 88.4%  
TOTAL REFLECTANCE OF PAINT = 90.5%



**ZONAL LUMEN SUMMARY**

ZONE	LUMENS	%LAMP	%FIXT
0-90	0	0.0	0.0
90-120	1149	37.7	42.6
90-130	1558	51.1	57.7
90-150	2241	73.5	83.1
90-180	2697	88.4	100.0
0-180	2697	88.4	100.0

**CANDELA DISTRIBUTION**

FLUX	90	0.0	22.5	45	67.5	90
90	0	0	0	0	0	0
95	17	169	101	90	62	138
105	87	251	574	721	729	509
115	186	278	496	746	837	502
125	283	343	446	565	635	409
135	369	407	476	540	565	366
145	447	466	508	549	566	317
155	506	513	535	556	565	247
165	544	545	552	558	561	156
175	566	561	562	560	560	54
180	563	563	563	563	563	0

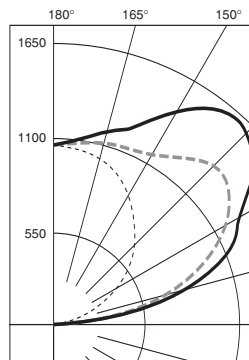
### S1: 2 T8-EXTENDED PERFORMANCE



100% Uplight  
(ITL Report 41545)



TOTAL LUMINAIRE EFFICIENCY = 88.6%  
TOTAL REFLECTANCE OF PAINT = 90.5%



**ZONAL LUMEN SUMMARY**

ZONE	LUMENS	%LAMP	%FIXT
0-90	0	0.0	0.0
90-120	1747	28.6	32.3
90-130	2753	45.1	51.0
90-150	4459	73.1	82.5
90-180	5402	88.6	100.0
0-180	5402	88.6	100.0

**CANDELA DISTRIBUTION**

FLUX	90	0.0	22.5	45.0	67.5	90.0
90	0	0	0	0	0	0
95	25	194	156	178	144	184
105	159	542	690	778	770	653
115	346	772	1013	1134	1167	910
125	524	840	1265	1419	1429	1006
135	686	883	1315	1550	1611	946
145	829	964	1217	1476	1565	760
155	943	1024	1141	1247	1324	528
165	1020	1054	1110	1148	1174	313
175	1060	1062	1072	1081	1102	102
180	1057	1057	1057	1057	1057	0

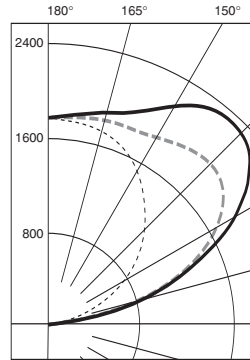
### S1: 3 T8-EXTENDED PERFORMANCE



100% Uplight  
(ITL Report 41543)



TOTAL LUMINAIRE EFFICIENCY = 86.1%  
TOTAL REFLECTANCE OF PAINT = 90.5%



**ZONAL LUMEN SUMMARY**

ZONE	LUMENS	%LAMP	%FIXT
0-90	0	0.0	0.0
90-120	2256	24.7	28.6
90-130	3732	40.8	47.4
90-150	6332	69.2	80.4
90-180	7877	86.1	100.0
0-180	7877	86.1	100.0

**CANDELA DISTRIBUTION**

FLUX	90	0.0	22.5	45.0	67.5	90.0
90	0	0	0	0	0	0
95	51	193	145	166	137	186
105	291	766	812	875	826	795
115	609	1140	1426	1542	1519	1275
125	908	1301	1820	2014	2026	1476
135	1185	1428	1939	2234	2322	1420
145	1420	1581	1889	2195	2302	1180
155	1607	1698	1846	1980	2068	854
165	1737	1771	1840	1885	1919	519
175	1805	1798	1811	1808	1818	173
180	1798	1798	1798	1798	1798	0

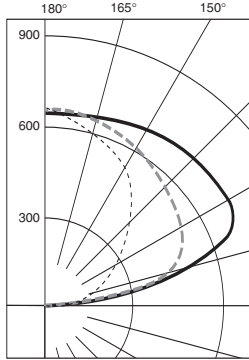
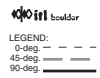
Product Photometry and ies files are also available online at [www.finelite.com](http://www.finelite.com).  
 For layouts or additional photometry, contact your local representative or the factory.

## S1: 1 T8 - 91 WHITE



TOTAL LUMINAIRE EFFICIENCY = 89.3%  
 TOTAL REFLECTANCE OF PAINT = 91.3%

100% Uplight  
 (ITL Report 41329)



### ZONAL LUMEN SUMMARY

ZONE	LUMENS	%LAMP	%FIXT
0-90	0	0.0	0.0
90-120	939	30.8	34.5
90-130	1396	45.8	51.3
90-150	2195	72.0	80.6
90-180	2724	89.3	100.0
0-180	2724	89.3	100.0

### CANDELA DISTRIBUTION

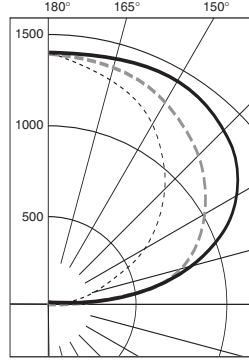
FLUX	90	0.0	22.5	45.0	67.5	90.0
90	0	0	0	0	0	0
95	20	111	100	118	97	111
105	106	270	410	468	457	369
115	218	330	493	604	639	459
125	330	404	522	620	659	457
135	430	477	559	632	661	428
145	514	541	593	642	661	371
155	582	592	621	647	660	287
165	627	627	638	648	654	181
175	651	645	646	644	646	62
180	647	647	647	647	647	0

## S1: 2 T8 - 91 WHITE



TOTAL LUMINAIRE EFFICIENCY = 86.8%  
 TOTAL REFLECTANCE OF PAINT = 91.3%

100% Uplight  
 (ITL Report 41328)



### ZONAL LUMEN SUMMARY

ZONE	LUMENS	%LAMP	%FIXT
0-90	0	0.0	0.0
90-120	1611	26.4	30.4
90-130	2520	41.3	47.6
90-150	4184	68.6	79.0
90-180	5296	86.8	100.0
0-180	5296	86.8	100.0

### CANDELA DISTRIBUTION

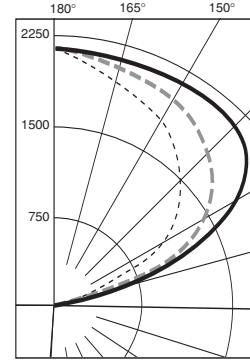
FLUX	90	0.0	22.5	45.0	67.5	90.0
90	0	0	0	0	0	0
95	30	171	158	192	156	178
105	216	486	637	728	719	609
115	454	691	883	1009	1037	824
125	688	852	1063	1198	1220	909
135	897	1004	1167	1300	1344	887
145	1074	1139	1246	1343	1379	777
155	1216	1250	1305	1358	1383	602
165	1312	1323	1342	1360	1373	380
175	1362	1360	1357	1353	1357	130
180	1359	1359	1359	1359	1359	0

## S1: 3 T8 - 91 WHITE



TOTAL LUMINAIRE EFFICIENCY = 85.5%  
 TOTAL REFLECTANCE OF PAINT = 91.3%

100% Uplight  
 (ITL Report 41327)



### ZONAL LUMEN SUMMARY

ZONE	LUMENS	%LAMP	%FIXT
0-90	0	0.0	0.0
90-120	2108	23.0	26.9
90-130	3504	38.3	44.8
90-150	6091	66.6	77.8
90-180	7824	85.5	100.0
0-180	7824	85.5	100.0

### CANDELA DISTRIBUTION

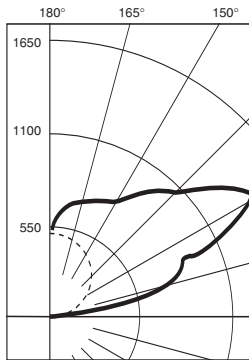
FLUX	90	0.0	22.5	45.0	67.5	90.0
90	0	0	0	0	0	0
95	53	176	152	179	149	179
105	352	717	739	771	729	735
115	724	1071	1305	1404	1395	1194
125	1089	1328	1635	1821	1841	1396
135	1409	1564	1811	2010	2074	1378
145	1685	1775	1939	2087	2143	1209
155	1904	1948	2033	2115	2152	939
165	2052	2063	2093	2121	2139	593
175	2130	2121	2120	2112	2119	202
180	2123	2123	2123	2123	2123	0

## S1 WALL MOUNT: 1 T8



EFFICIENCY = 87.8%

100% Uplight  
 (ITL Report 41333)



### ZONAL LUMEN SUMMARY

ZONE	LUMENS	%LAMP	%FIXT
0-90	0	0.0	0.0
90-120	892	29.2	33.3
90-130	1401	45.9	52.3
90-150	2214	72.6	82.6
90-180	2679	87.8	100.0
0-180	2679	87.8	100.0

### CANDELA DISTRIBUTION

FLUX	90	0.0	45.0	90.0	135.0	180.0
90	0	0	0	0	0	0
95	132	124	11	15	11	84
105	621	591	71	118	112	320
115	1067	919	154	231	237	488
125	1288	821	243	374	347	509
135	1063	759	326	476	492	453
145	910	688	399	488	580	361
155	765	694	458	467	537	257
165	694	643	498	482	471	157
175	575	555	521	504	508	51
180	519	519	519	519	519	0