

FINELITE

Better Lighting

Series 14






Series 14

PERFORMANCE - AESTHETICS - AFFORDABILITY

Series 14 finds harmony among these design elements, resulting in a uniquely beautiful luminaire. Three distinct levels of optical performance are integrated into the luminaire aesthetic design strategy, and Finelite manufacturing techniques bring all these elements together to create a luminaire that is as affordable as it is beautiful.

SHIELDING OPTIONS

Series 14 features four distinct shielding options, including a diffuse center optic, white cross blade, concave perforated shield, and concave square perforated shield. Diffuse center optic is matte white diffuser panel, 73% transmissive, 99% diffusion. Each option is finished in 96% reflective powder coat white paint for maximum efficiency and durability.



Diffuse Center Optic



White Cross Blade



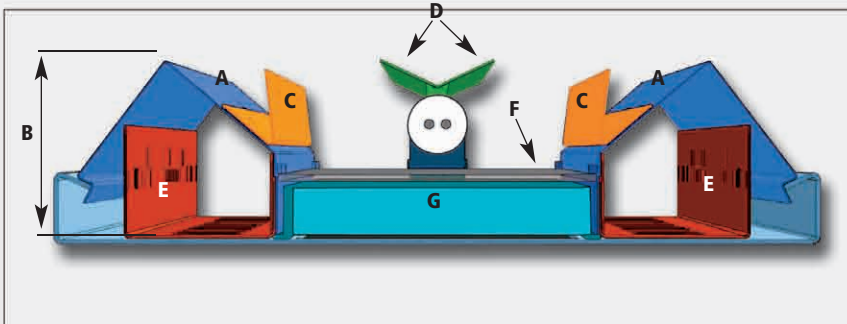
Round Perf Concave Shield



Square Perf Concave Shield

FEATURES

A Look Inside Series 14



Clean Installed Appearance - A (Blue)

Diffuse side reflectors provide a pleasing level of brightness, eliminate the view of ceiling runners, and hide fingerprints.

Low Profile - B (Outer Edge)

The luminaire depth is only 2.0" and by balancing the brightness between the lower shielding and upper reflectors the design visually reduces the overall luminaire profile.

Enhanced Optical Performance - C (Orange)

Optional specular EP reflectors improve performance.

Low Ceiling Applications - D (Green)

The Wide Spread Optic (WSO) provides excellent performance for low ceiling applications, and delivers superior ceiling uniformity for demanding projects (1T5HO only).

Wire Management - E (Red)

Wire management channel prevents wires from becoming visible from below.

Diffuser Option - F (Gray)

Luminaire can be ordered with or without diffusers allowing the designer to control the amount of brightness in the space.

96% Reflective - G (Aqua)

Shielding options are finished in 96% reflective white paint for maximum efficiency.

Durable Finish

Powder coat paint finish resists chipping and cleans easily.

Trouble-Free Wiring

Plug together wiring ensures electrical connections are right every time.



Finished Look



Extended endcaps are finished with a reflector constructed from the same diffuse metal as the side reflectors for a beautiful, finished look.

Unique Effect



Mirrors at the ends of the concave shield create the illusion of a continuous optic.

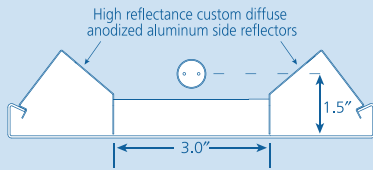
Long, Straight Rows



Factory installed die-formed aligner sleeves double the metal thickness at the joint adding significant strength and stability.

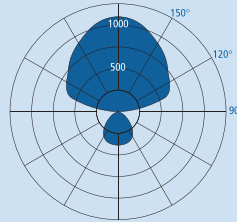
OPTICAL PERFORMANCE

Standard Optics – AA



- Diffuse anodized aluminum side reflectors
- General-purpose optical design suitable for a wide variety of applications.

Distribution = 80% up / 20% down

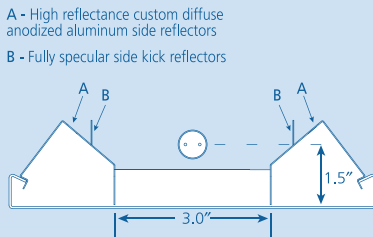


Efficiency = 91.6%

ZONE	LUMENS	%LAMP	%LUMINAIRE
0-30	279	6.22	6.79
0-40	435	9.67	10.56
0-60	686	15.26	16.66
0-90	805	17.89	19.53
40-90	369	8.22	8.97
60-90	118	2.63	2.87
90-180	3317	73.72	80.47
0-180	4122	91.61	100.00

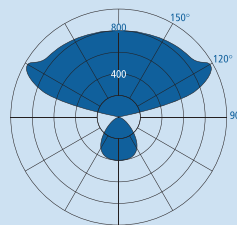
CANDLEPOWER SUMMARY						
	0	22.5	45	67.5	90	Lumens
0	396	396	396	396	396	
5	389	391	391	392	394	37
15	342	346	357	370	380	101
25	276	283	305	333	352	142
35	203	214	243	284	313	155
45	129	138	175	223	260	141
55	89	92	108	154	191	111
65	56	59	67	83	99	72
75	29	33	37	37	36	37
85	6	8	8	9	10	9
90	0	0	0	0	0	0
95	28	29	4	3	3	34
105	150	281	364	302	285	296
115	317	414	535	599	619	497
125	494	542	628	705	739	559
135	667	696	731	771	788	564
145	826	845	842	862	864	528
155	958	961	951	948	950	439
165	1052	1054	1042	1033	1034	294
175	1099	1105	1098	1089	1090	106
180	1102	1102	1102	1102	1102	

Extended Performance Optics – EP



- Diffuse anodized aluminum side reflectors
- EP specular side kick reflectors
- High performance luminaire for demanding applications.

Distribution = 80% up / 20% down
Peak candela value = 955 @ 120°

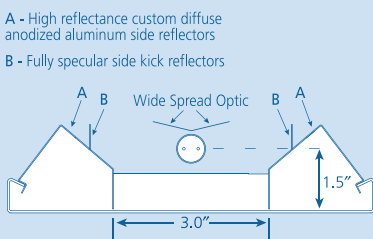


Efficiency = 93.8%

ZONE	LUMENS	%LAMP	%LUMINAIRE
0-30	290	6.46	6.89
0-40	452	10.06	10.72
0-60	716	15.93	16.97
0-90	845	18.80	20.03
40-90	393	8.73	9.31
60-90	129	2.87	3.06
90-180	3376	75.03	79.97
0-180	4222	93.82	100.00

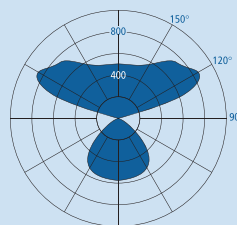
CANDLEPOWER SUMMARY						
	0	22.5	45	67.5	90	Lumens
0	411	411	411	411	411	
5	405	405	405	406	409	39
15	356	360	370	384	395	105
25	289	295	317	346	364	147
35	213	224	254	296	326	162
45	135	145	182	231	271	147
55	93	98	114	163	204	117
65	60	63	72	91	112	77
75	31	35	38	42	41	40
85	7	8	11	12	12	11
90	0	0	0	0	0	0
95	22	20	6	4	4	65
105	127	318	542	546	532	442
115	264	435	650	870	924	622
125	403	502	672	813	877	591
135	527	590	715	816	849	542
145	631	676	738	806	835	462
155	712	736	767	797	810	353
165	767	780	787	796	802	222
175	794	801	796	793	796	77
180	797	797	797	797	797	

Wide Spread Optics - WSO



- Diffuse side reflectors, specular kick reflectors, and white batwing reflector mounted directly above lamp.
- High performance luminaire for low ceiling applications, or applications demanding outstanding ceiling uniformity.

Distribution = 70% up / 30% down
Peak candela value = 881 @ 120°



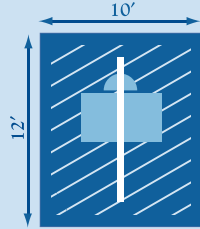
Efficiency = 83.8%

ZONE	LUMENS	%LAMP	%LUMINAIRE
0-30	392	8.72	10.41
0-40	609	13.54	16.15
0-60	958	21.31	25.41
0-90	1129	25.10	29.94
40-90	520	11.57	13.80
60-90	170	3.80	4.53
90-180	2642	58.73	70.06
0-180	3372	83.83	100.00

CANDLEPOWER SUMMARY						
	0	22.5	45	67.5	90	Lumens
0	557	557	557	557	557	
5	548	549	549	551	554	53
15	482	487	501	520	532	141
25	390	399	427	464	492	199
35	288	303	339	393	432	217
45	183	195	243	305	357	196
55	127	131	149	211	264	154
65	81	83	93	118	150	102
75	43	46	50	55	58	53
85	9	12	14	15	15	15
90	0	0	0	0	0	0
95	19	17	81	64	65	88
105	92	293	468	404	392	372
115	180	356	582	808	867	552
125	265	363	582	741	803	498
135	337	387	532	678	733	412
145	396	424	488	577	621	315
155	439	453	480	514	529	224
165	470	476	481	489	494	137
175	483	488	484	484	484	47
180	485	485	485	485	485	

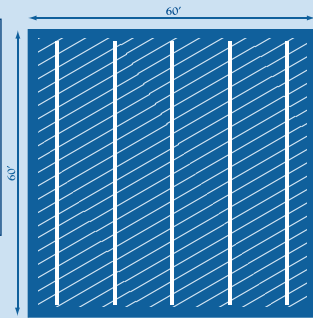
OPEN OFFICE APPLICATION

Product: S14-WCB-1T5HO-AA
 Room Dimensions: 10' x 12'
 Ceiling Height: 9'6"
 Suspension: 18"
 Fixture Length: 8'
 Ballast Factor: 1.0
 Light Loss Factor: 0.85
 Avg Maintained FC: 34.5fc
 Avg FC on desk: 42.9fc
 Power Density: 0.90 w/FT²
 LSI Test #17606



OPEN OFFICE APPLICATION

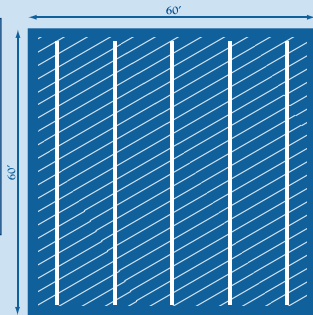
Product: S14-WCB-1T5HO-EP
 Room Dimensions: 60' x 60'
 Ceiling Height: 9'6"
 Suspension: See Below
 Row Length: 56' - 5 rows
 Row Spacing: 12'
 Ballast Factor: 1.0
 Light Loss Factor: 0.85
 Power Density: 1.05 w/FT²
 LSI Test #17607



Suspension	12"	15"	18"	21"	24"
Ceiling Uniformity	10:1	8:1	6:1	4:1	3:1
Avg FC Maintained	63.9fc	64.0fc	64.0fc	64.0fc	64.0fc

OPEN OFFICE APPLICATION

Product: S14-WCB-1T5HO-WSO
 Room Dimensions: 60' x 60'
 Ceiling Height: 9'6"
 Suspension: See Below
 Row Length: 56' - 5 rows
 Row Spacing: 12'
 Ballast Factor: 1.0
 Light Loss Factor: 0.85
 Power Density: 1.05 w/FT²
 LSI Test #17608



Suspension	12"	15"	18"	21"	24"
Ceiling Uniformity	8:1	7:1	5:1	3:1	3:1
Avg FC Maintained	58.7fc	58.7fc	58.8fc	58.8fc	58.8fc





SERIES 14 WALL MOUNT



Series 14 Wall Mount

The companion wall mount features a sleek, minimalist design which perfectly complements the pendant styling. The body rests on small standoffs and the adjustable cables are positioned so the resulting angles match those of the reflector elements for a truly finished look.

- Mounting system ensures luminaire can be mounted perpendicular to the wall.
- Accommodates T8, T5, or T5HO lamps.
- Choice of extended die-cast aluminum or flat endcap.


WALL MOUNT ORDERING INFORMATION (2) - S14WM - WCB - 32' - 1T8 - SC - AA - 277 - EE

Quantity	(2)								
Finelite Series 14WM		S14WM							
Shielding (DCO, WCB, CS, CP)			WCB						
Run length (4', 8' multiples standard)				32'					
Number of lamps in cross section (1, 2 T8 or 1, 2, 3 lamp T5, T5HO)					1T8				
Circuiting (SC-single circuit, DC-dual circuit)						SC			
Reflector System (AA, EP, WSO)							AA		
Voltage (120, 277, 347 Volt)								277	
Endcap EE (extended), FE (flat)									EE

PENDANT SPECIFICATIONS


Series 14 pendant and wall mount fixtures continue Finelite's tradition that provides better lighting at an affordable price. Designed with precision engineering, S14 is built to hard tooled tolerances of 0.005". All fixtures come custom wired, fully assembled and ship from the factory within 10 working days.

Dimensions



Series 14 is 8.0" across and 0.75" high at the side. The overall height to the top of the reflector is 2.0".

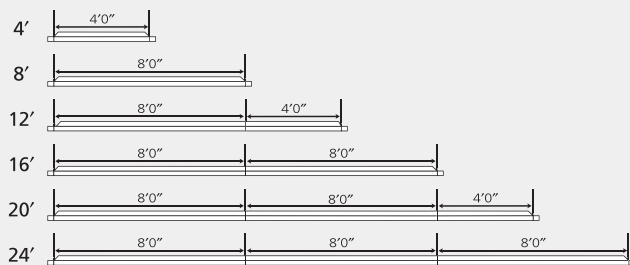
Endcaps



Standard Extended Endcap
Adds 2.5" each end

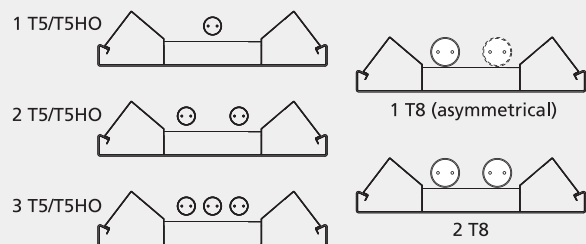
Optional Flat Endcap
Adds 0.1" each end

Lengths



Modular section lengths of 4'0" and 8'0" mount directly onto ceiling grid and can be combined to make runs as long as required.

Lamping



Series 14 is available with 1 or 2 T8 lamps and 1, 2 or 3 T5 or T5HO lamps.


Finish Options



Standard Signal White



Optional Satin Aluminum



185 Optional Tiger Drylac Powder Finishes

PENDANT ORDERING INFORMATION	(2)	-	S14	-	WCB	-	32'	-	1T5HO	-	SC	-	AA	-	277	-	AC 18"	-	EE
Quantity	_____																		
Finelite Series 14	_____																		
Shielding (DCO, WCB, CS, CP)	_____																		
Run length (4', 8' multiples standard)	_____																		
Number of lamps in cross section (1, 2 T8 or 1, 2, 3 lamp T5, T5HO)	_____																		
Circuiting (SC-single circuit, DC-dual circuit)	_____																		
Reflector System (AA, EP, WSO)	_____																		
Voltage (120, 277, 347 Volt)	_____																		
Mounting (AC, FA)	_____																		
Endcap EE (extended), FE (flat)	_____																		




FINELITE

Better Lighting

Finelite, Inc.
30500 Whipple Road
Union City, CA 94587-1530
Phone 510/441-1100
Fax 510/441-1510
www.finelite.com

Make Finelite Part of Your Team Today



© JDN Photography, Inc.; Front and back cover, pg's 3, 5, 6-7
© Craig Dugan - Hedrich Blessing; pg. 2