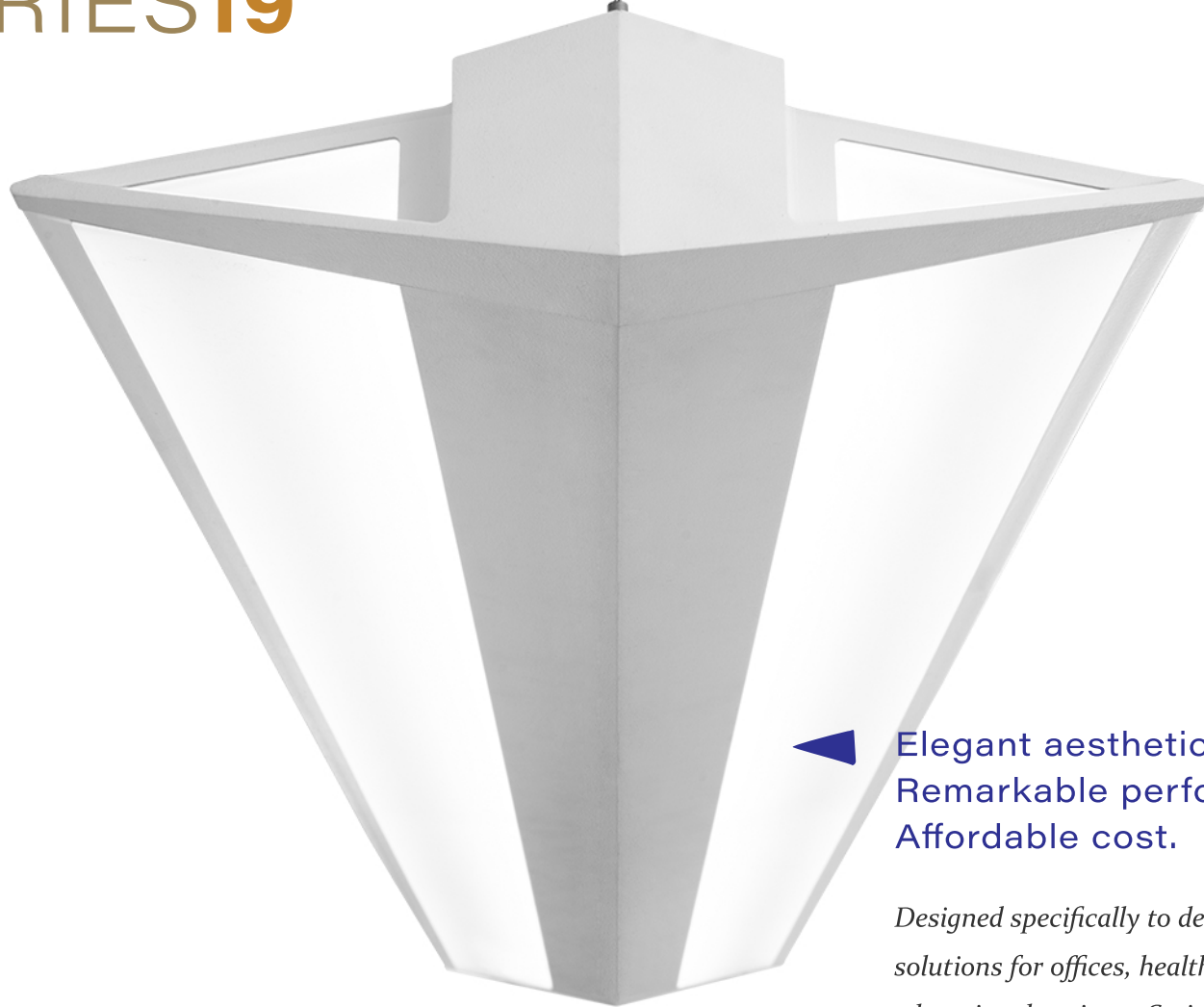


FINELITE®
Better Lighting

SERIES19



**Elegant aesthetic.
Remarkable performance.
Affordable cost.**

Designed specifically to deliver tailored solutions for offices, healthcare, and educational projects, Series 19 is ideal for low-ceiling applications. Only 18-inch suspension is needed for the widespread distribution to deliver unparalleled ceiling uniformity on as much as 18-foot row spacing. Tailored lumen packages allow for targeted uniform illumination levels at extremely low power densities while reducing material and installation cost.

Features

► Performance

Series 19 shines in high-performing lighting applications. The efficiency and power of the series allows specifiers the ability to meet project needs without sacrificing aesthetics and affordability. Tailored light outputs and color temperatures provide the flexibility needed to achieve project specifications goals

Open Top Uplight

Indirect light tailorable for output, temperature, and dimming.

Endcap Diffusers

Injection molded diffusers spread illumination beyond the end of the luminaire.

Hidden Hardware

Suspension hardware concealed for clean aesthetic

Glow Endcap

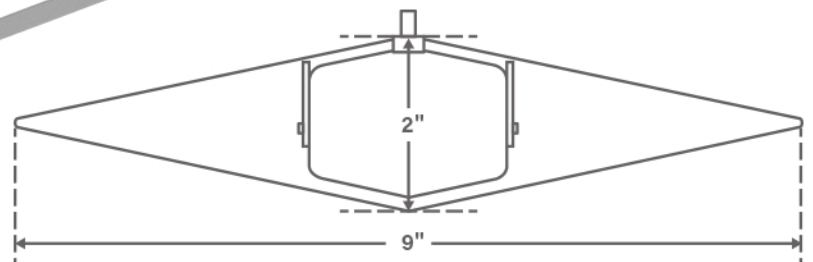
Cast aluminum endcap with smooth beveled angles

Extruded Housing

Aluminum housing precision extruded for consistency and durability.

Double Diffused Lens

Eliminates harsh transitions on vertical surfaces.



Available in 4', 6', 8' section lengths and continuous runs

18"

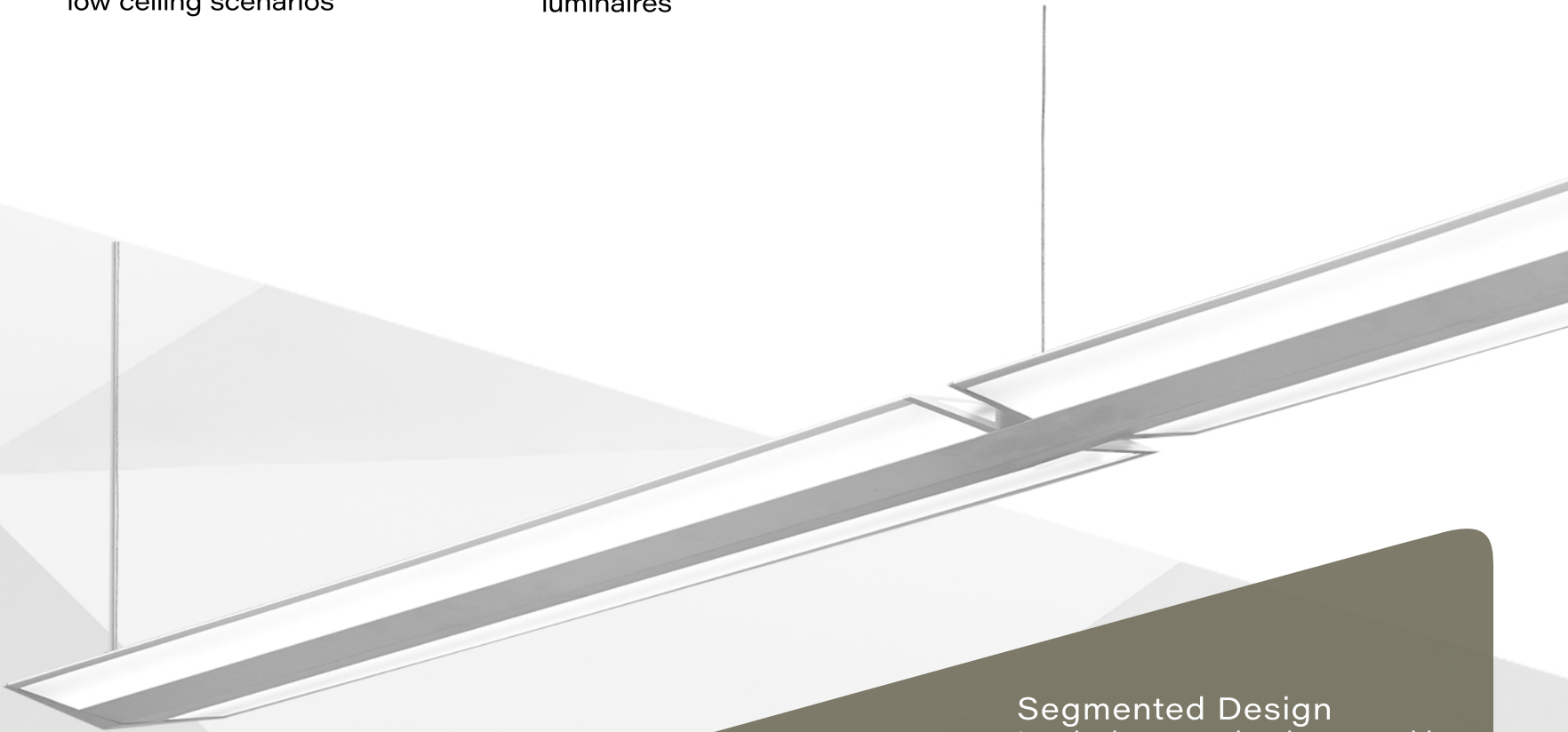
Suspension

Powerful indirect light provides far reaching illumination even in low ceiling scenarios

18'

Spacing

Impressive reach allows for wide fixture spacing and fewer luminaires



Segmented Design

Luminaires seamlessly meet with illuminated joining endcaps to continue pendant runs and add another element of visual interest.

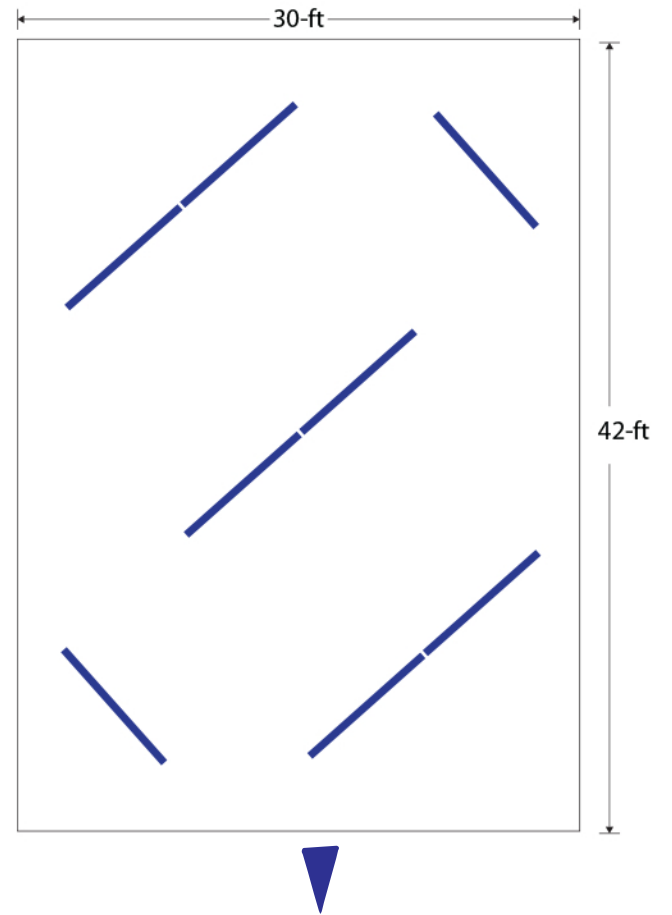
► Aesthetic

The stunning pin-point form factor of Series 19 is a study in balance: Punctuating each end of the precision-extruded pendant is a cast aluminum endcap. The final unmistakable distinction of the luminaire is a striking set of triangle endcap cutouts, shielded with injection molded diffusers. Illumination glows subtly from the ends caps adding to the impactful lighting scheme.

Classroom Application

Series 19 Indirect/Direct Pendant 8-ft


	Classroom
Average Light Level at Workplane (Footcandles)	44
Energy Consumption (Lighting Power Density)	0.41 W/ft
Total Watts	549 W
Room Size (Area)	1250 ft ²

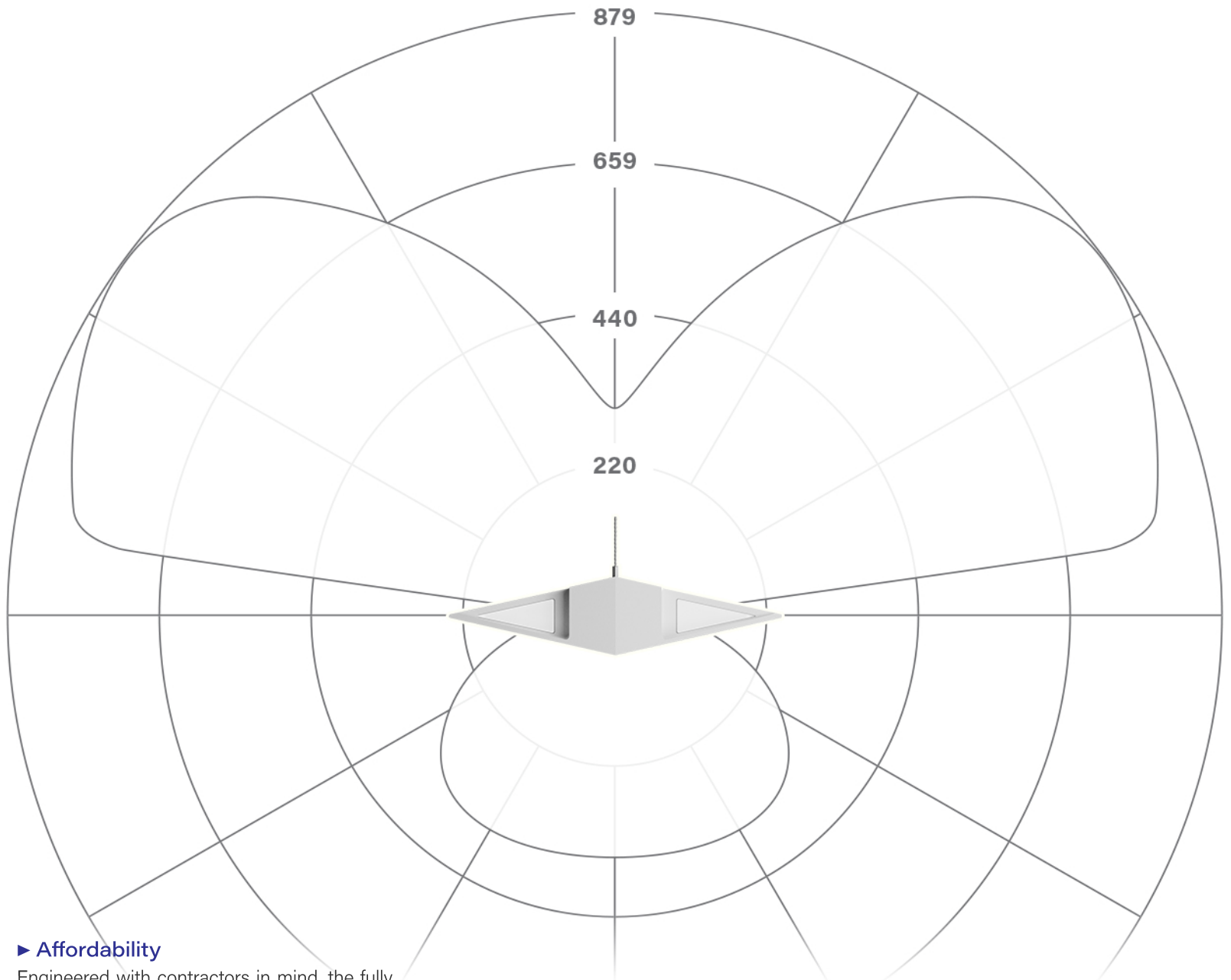


Open Office Application

- Series 19 Indirect/Direct Pendant 8-ft
- Series 19 Indirect/Direct Pendant 6-ft
- HP-2 Wall Wash Direct with Kicker 8-ft

	Open Office
Average Light Level at Workplane (Footcandles)	40
Energy Consumption (Lighting Power Density)	0.41 W/ft
Total Watts	1924 W
Room Size (Area)	4734 ft ²





► **Affordability**

Engineered with contractors in mind, the fully assembled S19 is equipped with plug together wiring and an integral driver that reduces installation time and cost. The UL 924 fixture rating increases flexibility leading to fewer power feeds and faster installation. S19 gives designers the ability to tailor light outputs and color temperatures.

High Performance
Total light output of

4660
per 4' section

High Efficacy
Up to

136
Lumens per watt

S19 is a third-party verified Red List Approved through the International Living Future Institute (ILFI) Declare 2.0; expanding Finelite's sustainable and healthy product portfolio. Of course, the luminaire is hand in hand with the recognizable features that define Finelite. Chief among them being our commitment to a contractor-friendly experience - from open box to flick of the switch.

