



HP-2

High Performance 2" Aperture
LED COLLECTION

New
Micro
Louver



High Performance 2" Aperture (HP-2)

LED Collection


Slender but powerful, HP-2 expands the designer's palette with 2-inch wide lines of light. With Tailored Lighting™ as well as Widespread Optic and Asymmetric uplight options, along with a variety of downlight options, the design flexibility of these lines of light makes what's custom for some manufacturers, standard for Finelite. This affordable collection is just one in Finelite's portfolio of energy-efficient, sustainable, and domestically manufactured LED luminaires.

This product is enrolled in the International Living Future Institute (ILFI) Declare 2.0 Program and is third-party verified with options achieving Red List Approved and Declared status*.


* Declare and third-party verification for Micro Louver coming soon.

HP-2 LED Collection

Indirect/Direct Pendant
with Widespread Optic (WSO)



Indirect/Direct Pendant
with Asymmetric Optic (ASY)



Indirect/Direct Pendant



Direct Pendant



Direct Pendant with
Downlight Spread Optic (DSO)




Direct Pendant with Continuous
Micro Louver White (MLW)



Indirect Pendant



Indirect/Direct
Wall Mount




Direct Wall Mount



Indirect Wall Mount



Recessed




Regressed



Surface Mount



Wall Wash



Features

Tailored Output

Optimizing lighting levels to accommodate architectural design elements and code requirements.

Static White Output Options:

- Standard (**S**)
- Boosted Standard (**B**)
- High (**H**)
- Very High (**V**)

Tunable White Output Options:

- Boosted Standard (**B**)
- Very High (**V**)

Features

Tailored Lengths

Enhance architectural interiors with perfectly sized luminaires.

- Available as individual fixtures in 2' minimum sections, or as a continuous run accurate to 1/16"
- Available in Static White and Tunable White

Features

Tailored Color

Tune white light and intensity to the preferences of the people in the space.



- Static White light options at 3000K, 3500K and 4000K CCT
- Tunable White option for two-source tunable white light between 2700K and 6500K CCT
- 80+ and 90+ CRI options available

Features

Tailored Control

Dim and tune the lighting to fit user preference.

- Dimming from 100% to 10%, standard; 1% available
- Industry-leading pre-qualified drivers and controls options available
- Integrated or networked daylight and occupancy sensors options available
- Simplified white light color tuning design and installation with the FineTune™ controls system

Features

Tailored Angles

Lines of light conform to the architecture with precision mitered corners.

- Featuring seamless and fully illuminated corners greater than 60° and less than 180° in a single plane
- Available in Static White and Tunable White



Light Years Ahead

Finelite has formulated LED illumination that delivers 90% of initial light output (L90) at 100,000+ hours and 70% of initial light output (L70) at 183,000+ hours.

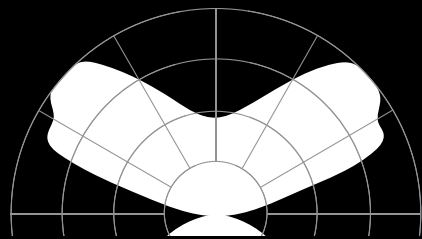


HP-2 ID

HP-2 Indirect/Direct

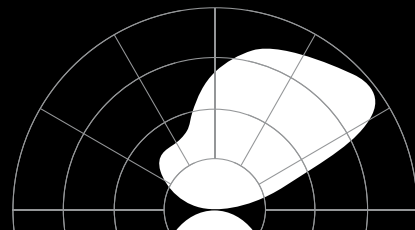
HP-2 ID is an affordable indirect/direct linear LED luminaire. Advanced optical design delivers uniform, continuous lines of light.

Widespread Optic (WSO)



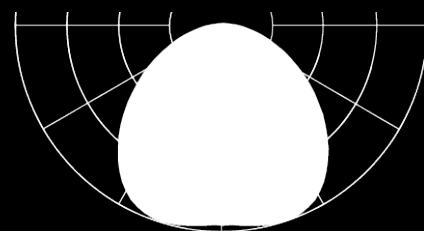
Uplight WSO distribution allows luminaires to be spaced farther apart with improved ceiling uniformity.

Asymmetric Optic (ASY)



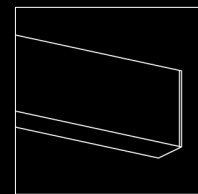
Uplight Asymmetric distribution provides better illumination for close to wall luminaires. Ideal for pendants and wall mount luminaires.

Downlight Spread Optic (DSO)

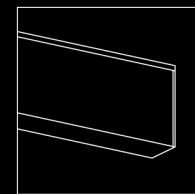


Downlight Spread Optic provides wider light distribution. Available in Pendant, Surface Mount, and Recessed body types


Aesthetic Options




Flush Uplight and Downlight Diffusers



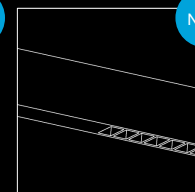
Top Glow Diffuser (Standard)



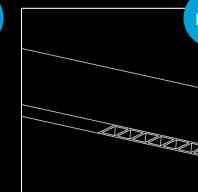
1" Drop Down Lens



Micro Louver Continuous

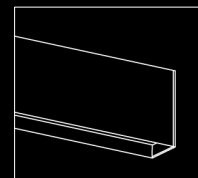


Micro Louver Segmented with Blank Sections

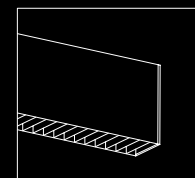


Micro Louver Segmented with Illuminated Sections

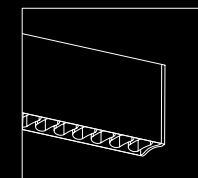
Regressed Downlight Aesthetic Options



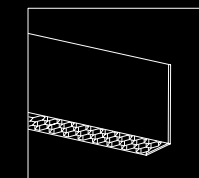
1" Regressed



White Cross Blade Baffle




Hollowed Ellipse Louver



Hex Louver

Companion Wall Mount



Integrate corridors and general illumination into the overall design aesthetic.



HP-2D

HP-2 Direct

HP-2 D is a direct linear LED pendant luminaire providing visually seamless, continuous illumination.

Companion Wall Mount



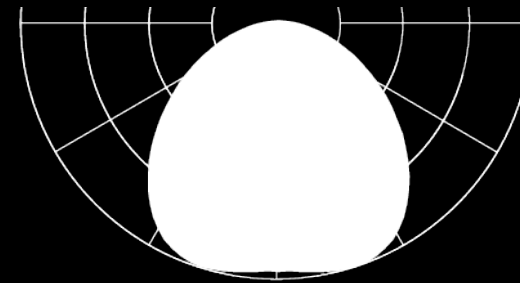
Integrate corridors and general illumination into the overall design aesthetic.

Flexible Mounting



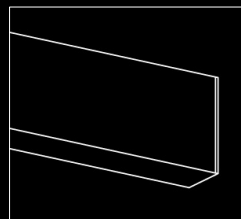
The flexible mounting bracket adjusts the suspension points along the length of the luminaire to accommodate existing architecture.

Downlight Spread Optic (DSO)




Downlight Spread Optic provides wider light distribution. Available in Pendant, Surface Mount, and Recessed body types

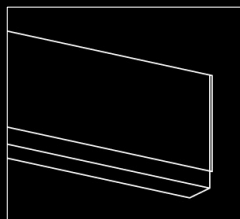
Aesthetic Options



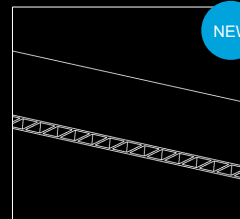
Flush Downlight Diffuser



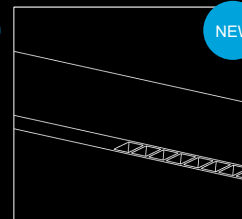
Bottom Glow Diffuser



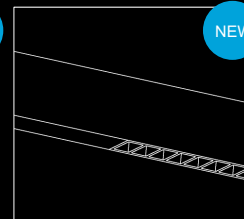
1" Drop Down Lens



Micro Louver Continuous

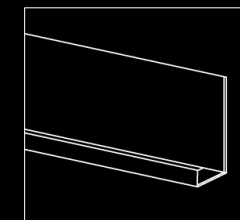


Micro Louver Segmented with Blank Sections

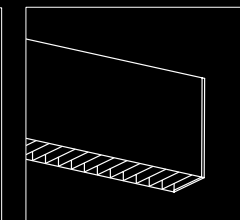


Micro Louver Segmented with Illuminated Sections

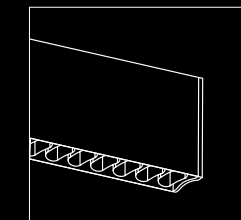
Regressed Downlight Aesthetic Options



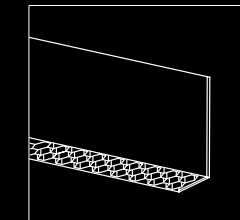
1" Regressed



White Cross Blade Baffle



Hollowed Ellipse Louver



Hex Louver

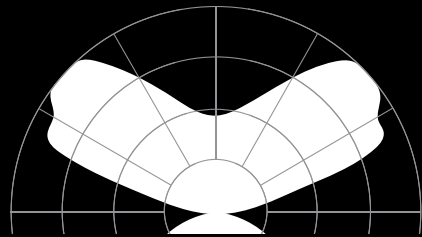


HP-21

HP-2 Indirect

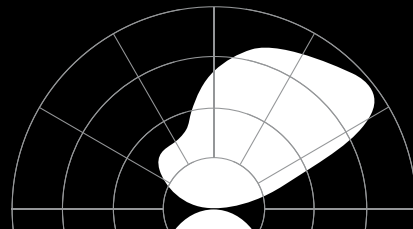
HP-2 I is an indirect linear LED luminaire. The advanced optical design delivers uniform, continuous illumination.

Widespread Optic (WSO)




Uplight WSO distribution allows luminaires to be spaced farther apart with improved ceiling uniformity.

Asymmetric Optic (ASY)



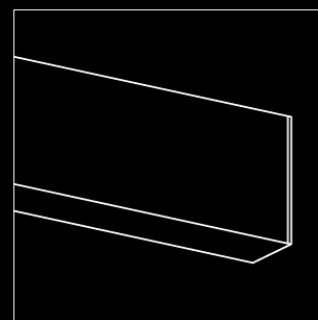
Uplight Asymmetric distribution provides better illumination for close to wall luminaires. Ideal for pendants and wall mount luminaires.

Companion Wall Mount

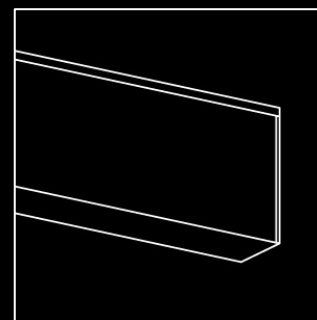


Integrate corridors and general illumination into the overall design aesthetic.

Aesthetic Options



Flush Uplight Diffuser



Top Glow Diffuser (Standard)

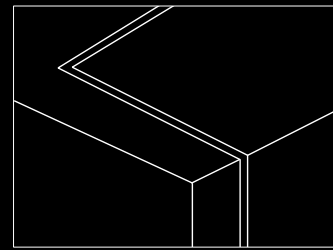


HP-2R

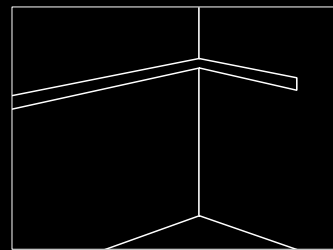
HP-2 Recessed

Paint lines of light into ceilings and walls for practical, subtle or dramatic effect. HP-2 R is a recessed LED luminaire delivering uniform and visually seamless illumination for in-wall and in-ceiling applications.

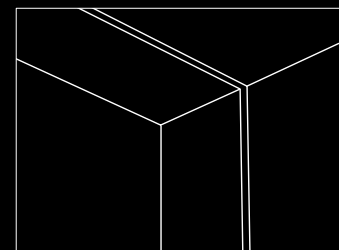
90° Corners



In Ceiling

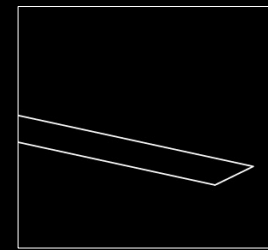


In Wall

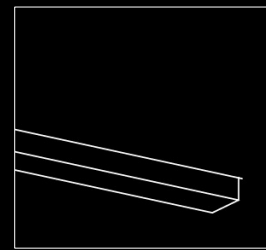


Wall-to-Ceiling


Aesthetic Options



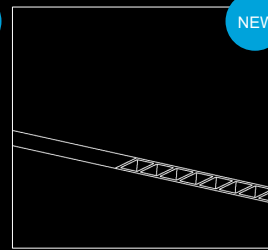
Flush Downlight Diffuser



1" Drop Down Lens




Micro Louver Continuous

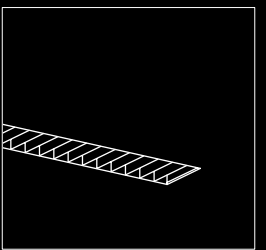


Micro Louver Segmented with Blank or Illuminated Sections

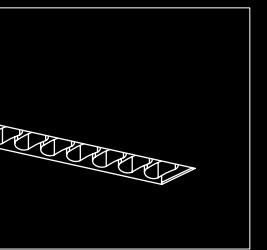
Regressed Downlight Aesthetic Options



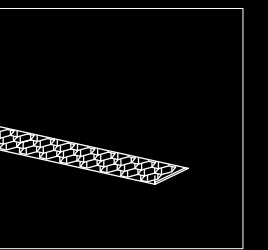
1" Regressed



White Cross Blade Baffle

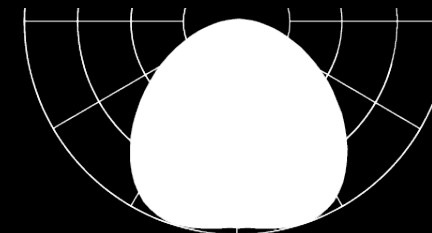


Hollowed Ellipse Louver



Hex Louver

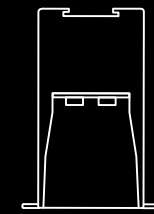
Downlight Spread Optic (DSO)



Downlight Spread Optic provides wider light distribution. Available in Pendant, Surface Mount, and Recessed body types

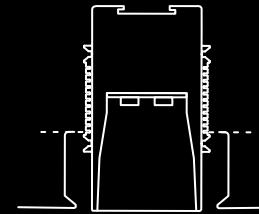
Recessed Housing

Version 1



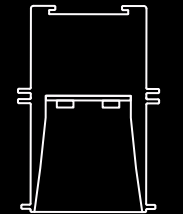
Ceiling Option VF

Version 2



Ceiling Options C1T, C2T, C3F, SF, TZ6

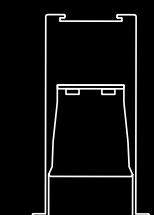
Version 3



Ceiling Options C1, C2, C3

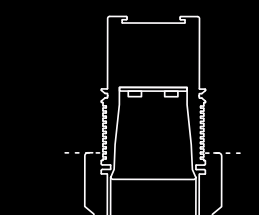
Regressed Housing

Version 1



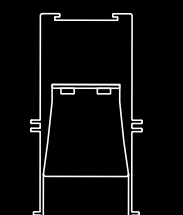
Ceiling Option VF

Version 2



Ceiling Options C1T, C2T, C3F, SF, TZ6

Version 3



Ceiling Options C1, C2, C3

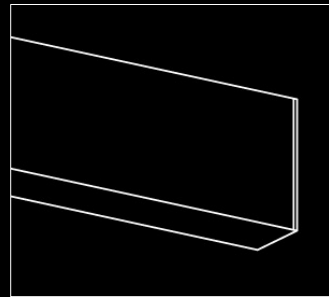


HP-2 SM

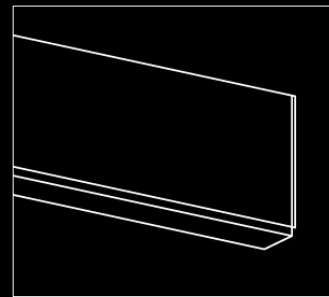
HP-2 Surface Mount

HP-2 SM is a surface-mounted linear LED luminaire providing visually seamless, continuous illumination that easily accommodates grid and drywall ceilings.


Aesthetic Options



Flush Downlight Diffuser

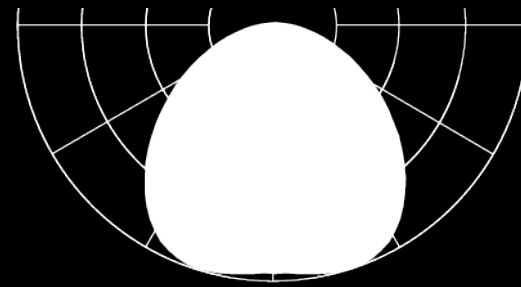


Bottom Glow Diffuser



1" Drop Down Lens

Downlight Spread Optic (DSO)



Downlight Spread Optic provides wider light distribution. Available in Pendant, Surface Mount, and Recessed body types

Spatial Flexibility

Break the ceiling plane with seamless, continuous lines of light.

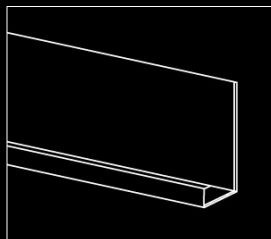


Horizontal Surface Mount to Wall Surface Mount

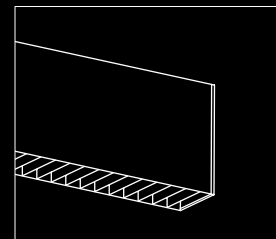


Ceiling Surface Mount Bottom Glow™ Diffuser (Optional)

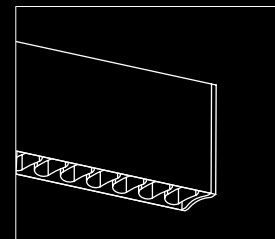
Regressed Downlight Aesthetic Options



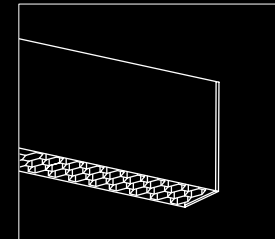
1" Regressed



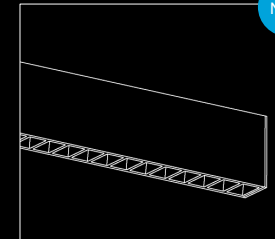
White Cross Blade Baffle



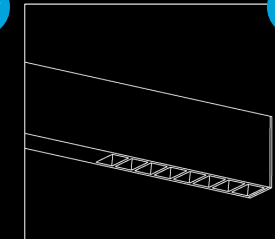
Hollowed Ellipse Louver




Hex Louver



Micro Louver Continuous



Micro Louver Segmented with Blank or Illuminated Sections



Vertical Surface Mount to Wall Surface Mount



HP-2 WWW

HP-2 Wall Wash

HP-2 WW is a high performance asymmetric luminaire delivering excellent visual comfort and uniform vertical illumination.

Mounting Option




Pendant Mount



Recessed Mount



Surface Mount



Arm Mount

Performance

HP-2 Indirect/Direct

(Pendant, Recessed, Wall Mount, and Surface Mount)
Downlight 1" Drop Down Lens Performance (Shown)

1" Drop Down Lens delivers a modern, sophisticated look with a choice of solid or glowing endcaps. Available in HP-2 ID and HP-2 D.

HP-2-ID-V-V-835-DL

Very High Output / Very High Output – 4' Luminaire

Distribution: 58% Up (V) / 42% Down (V)

Efficacy: 101 lumens per watt

Uplight: 4310 lumens/foot (1078 lumens/foot)

Downlight: 3140 lumens (785 lumens/foot)

Total luminaire output: 7450 lumens (1863 lumens/foot)

73.8 watts (18.5 watts/foot)

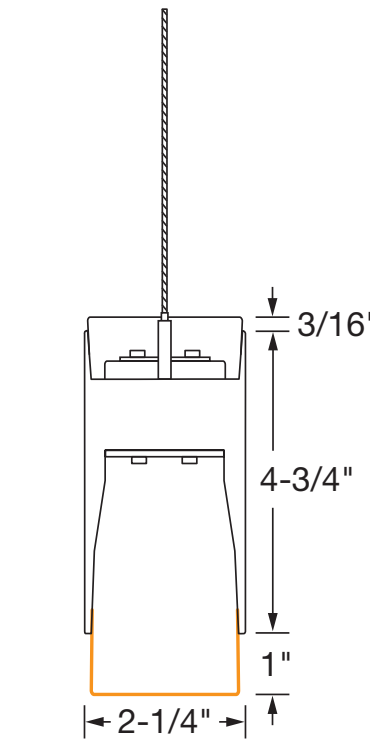
CRI: 80

CCT: 3500K

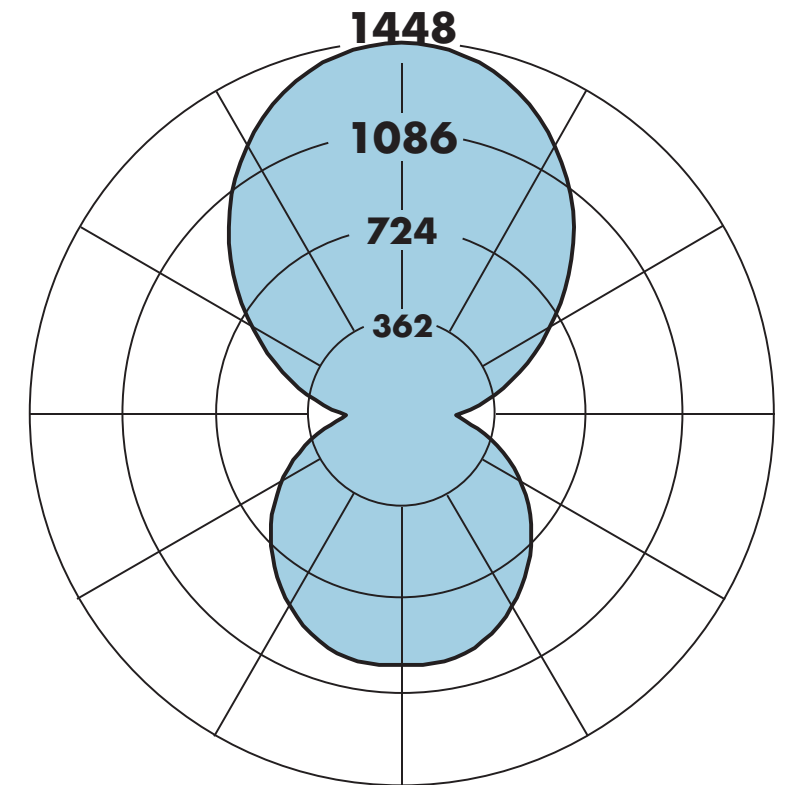
ITL LM79 Report 90630 and 85134

Note

- For complete photometric data please see technical sheet.
- For Tunable White data please see Tunable White technical sheet.



1" Drop Down Lens



Performance

HP-2 Indirect/Direct

(Pendant, Recessed, Wall Mount, and Surface Mount)

Downlight 1" Regressed Performance (Shown)

1" Regressed Diffuser discretely hides light source and adds enhanced glare control for a subtle aesthetic. Available in HP-2 ID and HP-2 D.

HP-2-ID-RG-V-V-835-F

Very High Output / Very High Output - 4' Luminaire

Distribution: 59% Up (V) / 41% Down (V)

Efficacy: 99 lumens per watt

Uplight: 4304 lumens (1076 lumens/foot)

Downlight: 2928 lumens (732 lumens/foot)

Total luminaire output: 7232 lumens (1808 lumens/foot)

3.2 watts (18.3 watts/foot)

CRI: 80

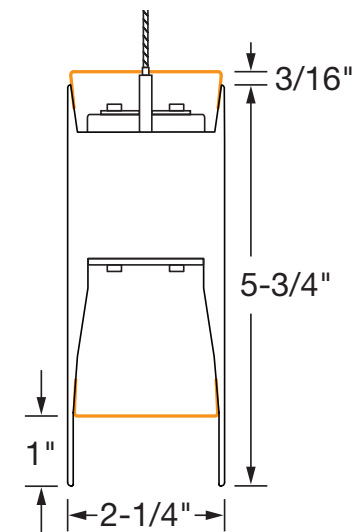
CCT: 3500K

ITL LM79 Report 90352

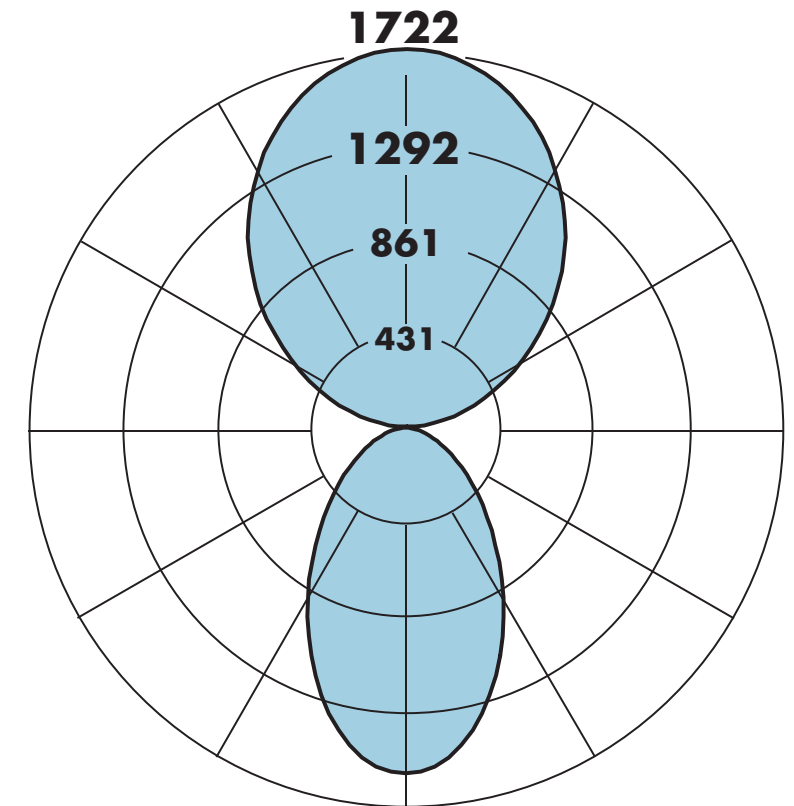
Note

– For complete photometric data please see technical sheet.

– For Tunable White data please see Tunable White technical sheet.



1" Regressed Diffuser



Performance

HP-2 Indirect/Direct & Indirect (Pendant)

Uplight Widespread Optic (WSO) Performance (shown)

Widespread uplight optics enable designs to be more energy efficient with increased ceiling uniformity. Available in HP-2 ID and HP-2 I.

HP-2-ID-V-V-835-WSO

Very High Output / Very High Output – 4' Luminaire

Distribution: 55% Up (V) / 45% Down (V)

Efficacy: 101 lumens per watt

Uplight: 4018 lumens (1005 lumens/foot)

Downlight: 3312 lumens (823 lumens/foot)

Total Luminaire Output: 7330 lumens (1833 lumens/foot)
72.5 watts (18.1 watts/foot)

CRI: 80

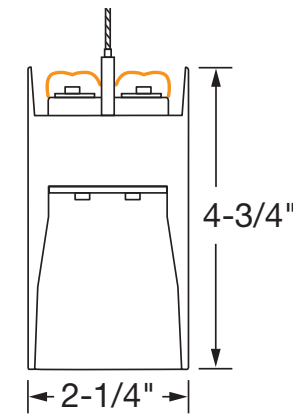
CCT: 3500K

ITL LM79 Report 89456

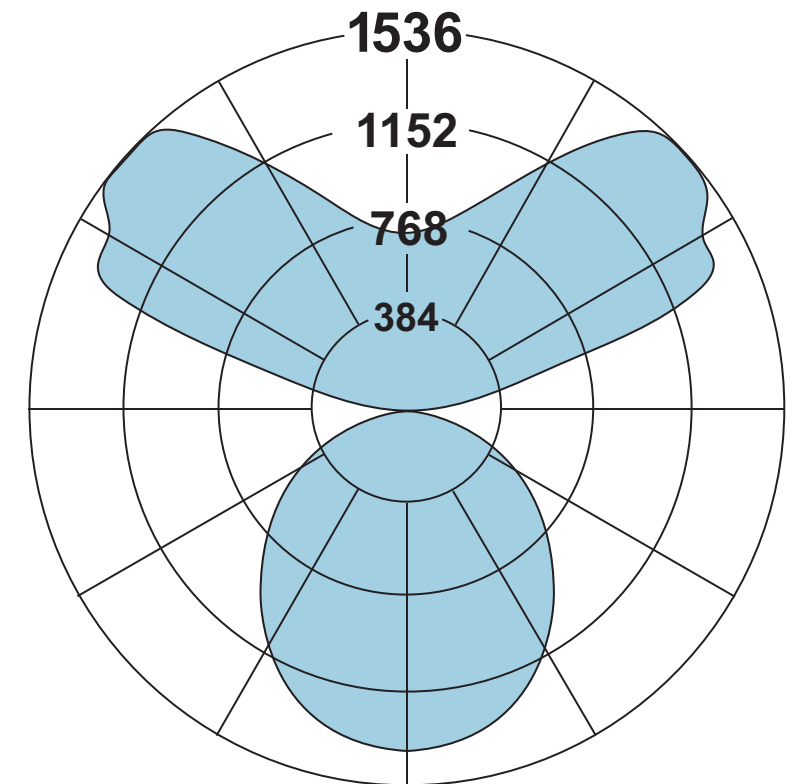
Note

– For complete photometric data please see technical sheet.

– For Tunable White data please see Tunable White technical sheet.



Uplight Widespread Optic



Performance

HP-2 Indirect/Direct & Indirect (Pendant)

Uplight Asymmetric Optic Performance (Shown)

New Asymmetric Optic distribution provides better illumination for close to wall luminaires. Ideal for pendants and wall mount luminaires. Available for uplight distributions of HP-2 ID and HP-2 I.

HP-2-ID-V-V-835-ASY

Very High Output / Very High Output – 4' Luminaire

Distribution: 57% Up (V) / 43% Down (V)

Efficacy: 102 lumens per watt

Uplight: 4301 lumens/foot (1075 lumens/foot)

Downlight: 3184 lumens (796 lumens/foot)

Total Luminaire Output: 7485 lumens (1871 lumens/foot)
73.5 watts (18.4 watts/foot)

CRI: 80

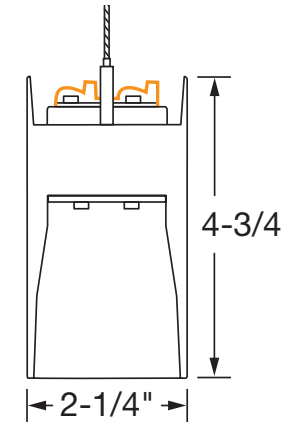
CCT: 3500K

ITL LM79 Report 89599

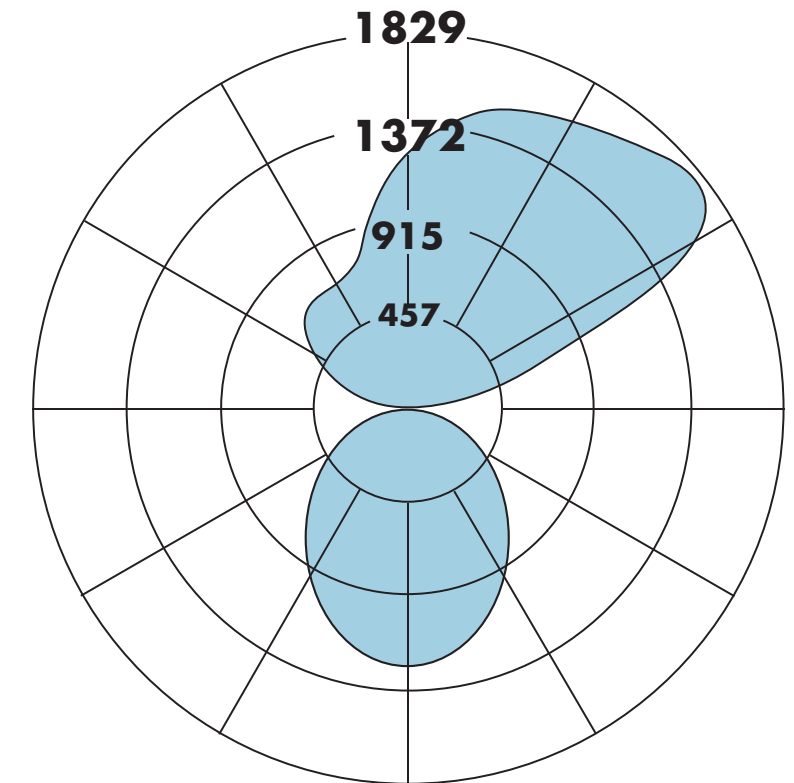
Note

– For complete photometric data please see technical sheet.

– For Tunable White data please see Tunable White technical sheet.



Uplight Asymmetric Optic



Performance

HP-2 Indirect/Direct (Pendant and Wall Mount)

HP-2-ID-V-V-835-F

Very High Output / Very High Output – 4' Luminaire
Distribution: 55% Up (V) / 45% Down (V)

Efficacy: 94 lumens per watt

Uplight: 3813 lumens/foot (953 lumens/foot)

Downlight: 3175 lumens (794 lumens/foot)

Total luminaire output: 6988 lumens (1747 lumens/foot)
73.8 watts (18.5 watts/foot)

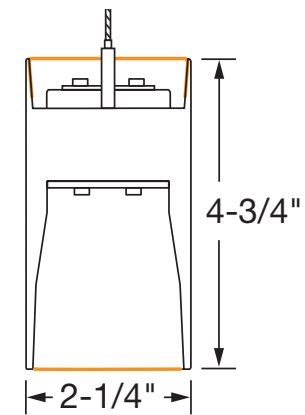
CRI: 80

CCT: 3500K

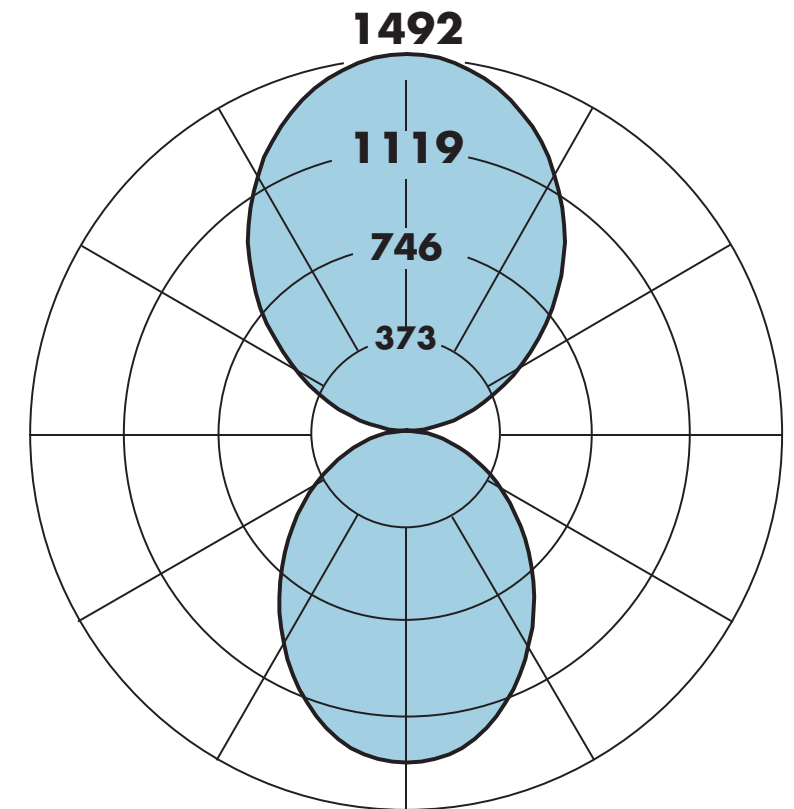
ITL LM79 Report 85132

Note

- For complete photometric data please see technical sheet.
- For Tunable White data please see Tunable White technical sheet.



Flush Uplight and Downlight



Performance

HP-2 Indirect/Direct (White Cross Blade Baffle)

HP-2-ID-RG-V-V-835-F-WCB

Very High Output / Very High Output – 4' Luminaire

Distribution: 64% Up (V) / 36% Down (V)

Efficacy: 81 lumens per watt

Uplight: 3813 lumens/foot (953 lumens/foot)

Downlight: 2169 lumens (542 lumens/foot)

Total luminaire output: 5982 lumens (1496 lumens/foot)
81.2 watts (20.3 watts/foot)

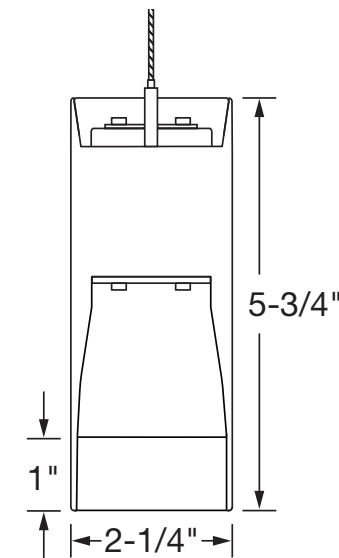
CRI: 80

CCT: 3500K

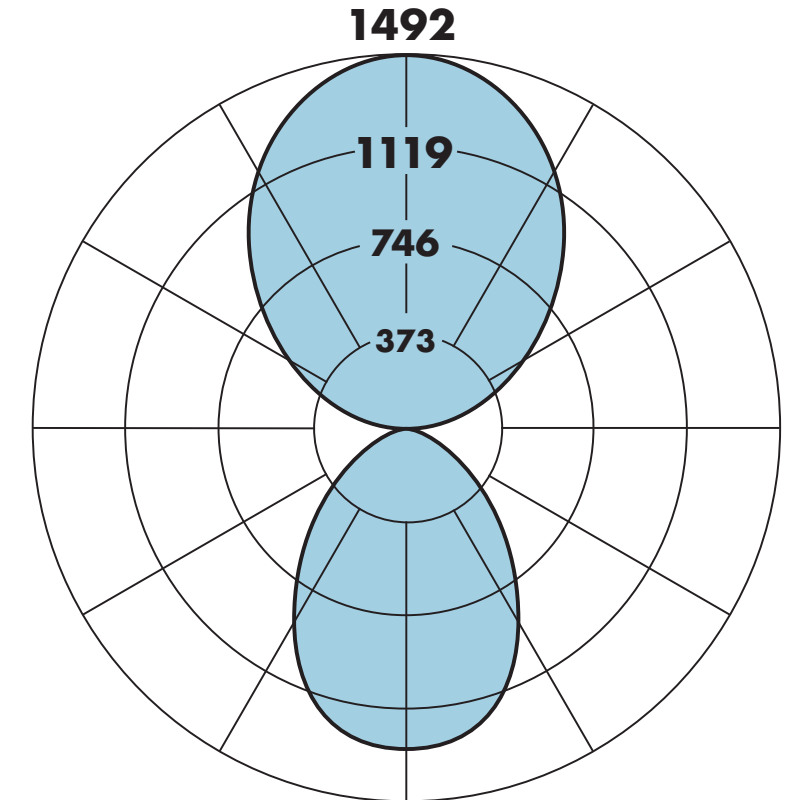
ITL LM79 Report 85132 (UP) / 91551 (DOWN)

Note

- For complete photometric data please see technical sheet.
- For Tunable White data please see Tunable White technical sheet.



Top Glow and 1"
Regressed with Louver



Performance

HP-2 Direct

(Pendant, Recessed, Wall Mount, and Surface Mount)

HP-2-D-V-835

Very High Output – 4' Luminaire

Efficacy: 87 lumens per watt

Total luminaire output: 3215 lumens (804 lumens/foot)
36.9 watts (9.2 watts/foot)

CRI: 80

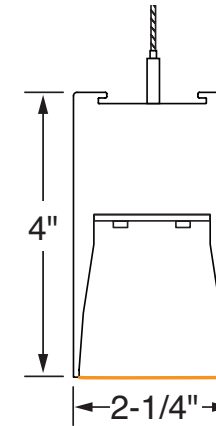
CCT: 3500K

ITL LM79 Report 85136

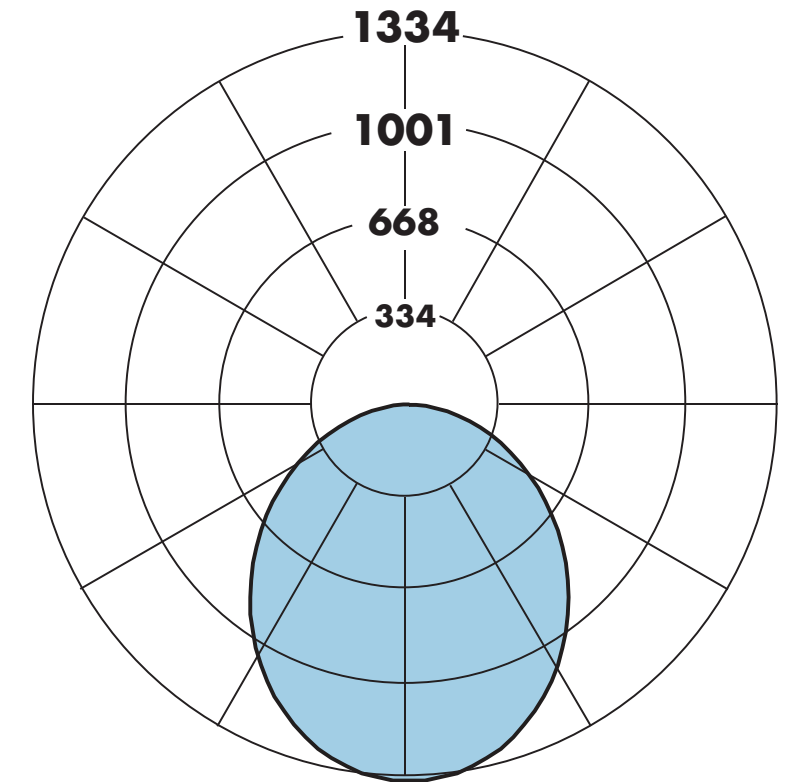
Note

– For complete photometric data please see technical sheet.

– For Tunable White data please see Tunable White technical sheet.



Flush Downlight Diffuser



Performance

HP-2 Direct (White Micro Louver)

HP-2-D-MLW-V-835

Very High Output – 4' Luminaire

Efficacy: 96 lumens per watt

Total luminaire output: 3452 lumens (863 lumens/foot)
36.1 watts (9.0 watts/foot)

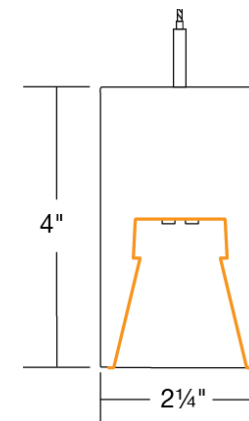
CRI: 80

CCT: 3461K

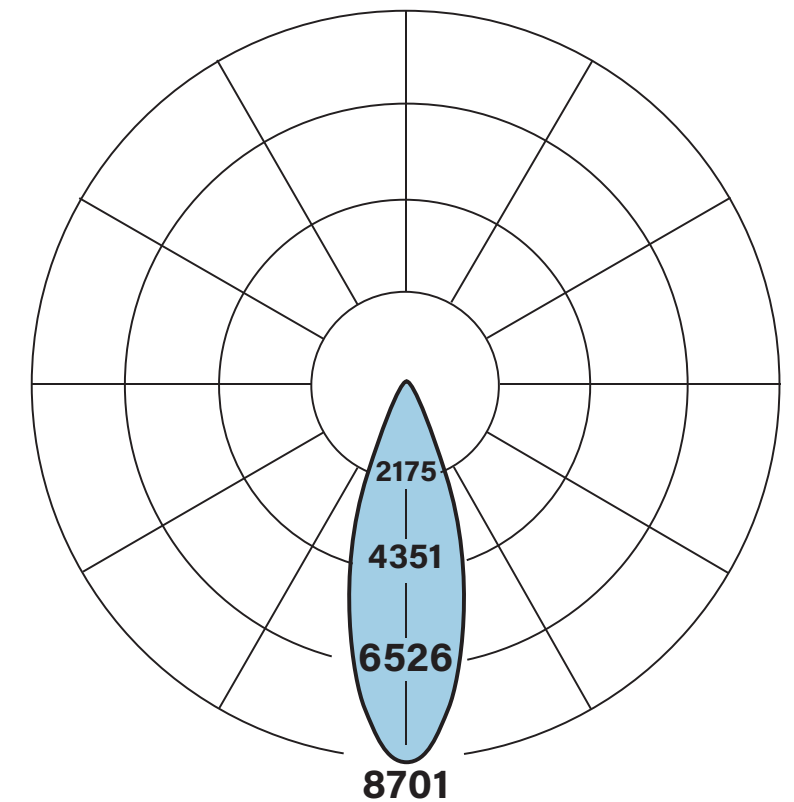
NLTL LM79 Report REP-021122-01 and LM63 Report KPL2008-7

Note

- For complete photometric data please see technical sheet.
- For Tunable White data please see Tunable White technical sheet.



Micro Louver



Performance

HP-2 Direct

(Downlight Spread Optic)

HP-2-D-V-835-DSO

Very High Output – 4' Luminaire

Efficacy: 92 lumens per watt

Total luminaire output: 3273 lumens (818 lumens/foot)
35.7 watts (8.9 watts/foot)

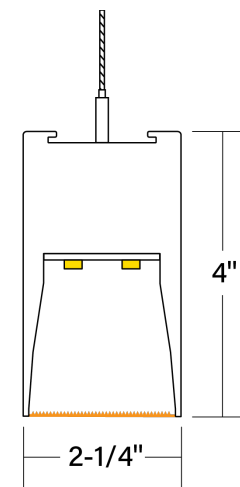
CRI: 80

CCT: 3500K

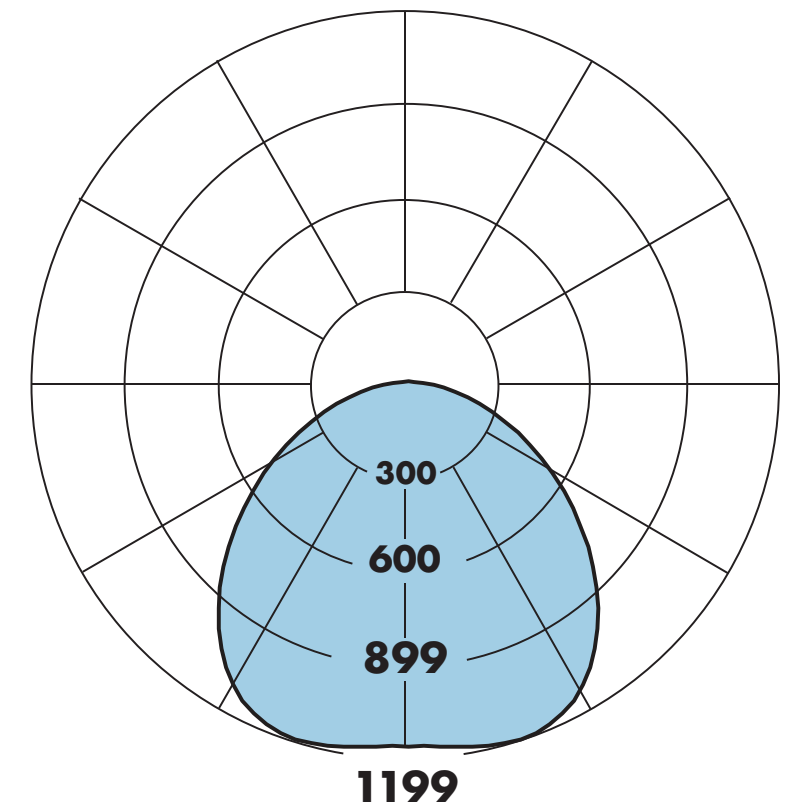
ITL LM79 Report 94139

Note

- For complete photometric data please see technical sheet.
- For Tunable White data please see Tunable White technical sheet.



Downlight Spread Optic



Performance

HP-2 Direct

(White Cross Blade Baffle)

HP-2-D-RG-V-835-WCB

Very High Output - 4' Luminaire

Efficacy: 59 lumens per watt

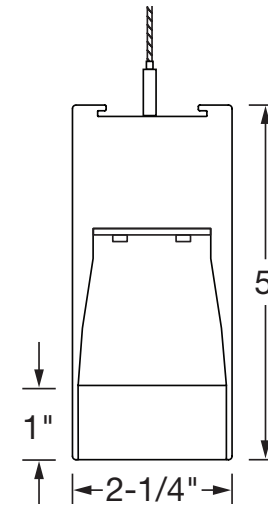
Total Luminaire Output: 2169 lumens (542 lumens/foot)
36.5 watts (9.1 watts/foot)

CCT: 3500K

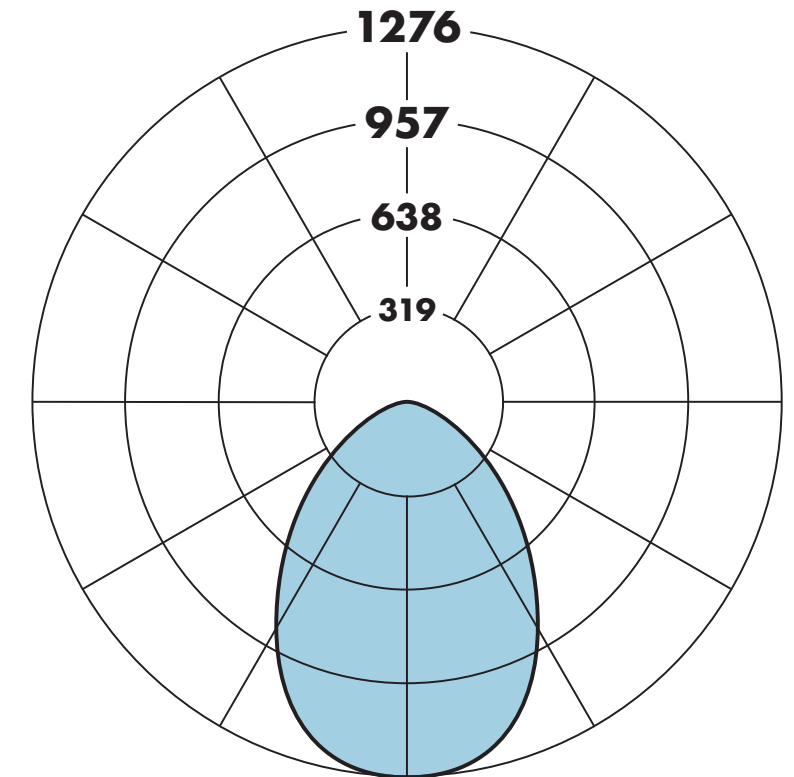
ITL LM79 Report 91551

Note

- For complete photometric data please see technical sheet.
- For Tunable White data please see Tunable White technical sheet.



1" Regressed with Louver



Performance

HP-2 Indirect

(Pendant and Wall Mount)

HP-2-I-V-835

Very High Output - 4' Luminaire

Efficacy: 102 lumens per watt

Total Luminaire Output: 3749 lumens (937 lumens/foot)

36.7 watts (9.2 watts/foot)

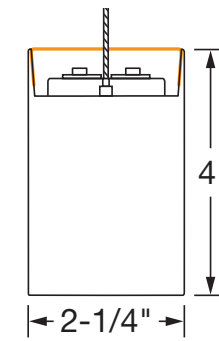
CRI: 80

CCT: 3500K

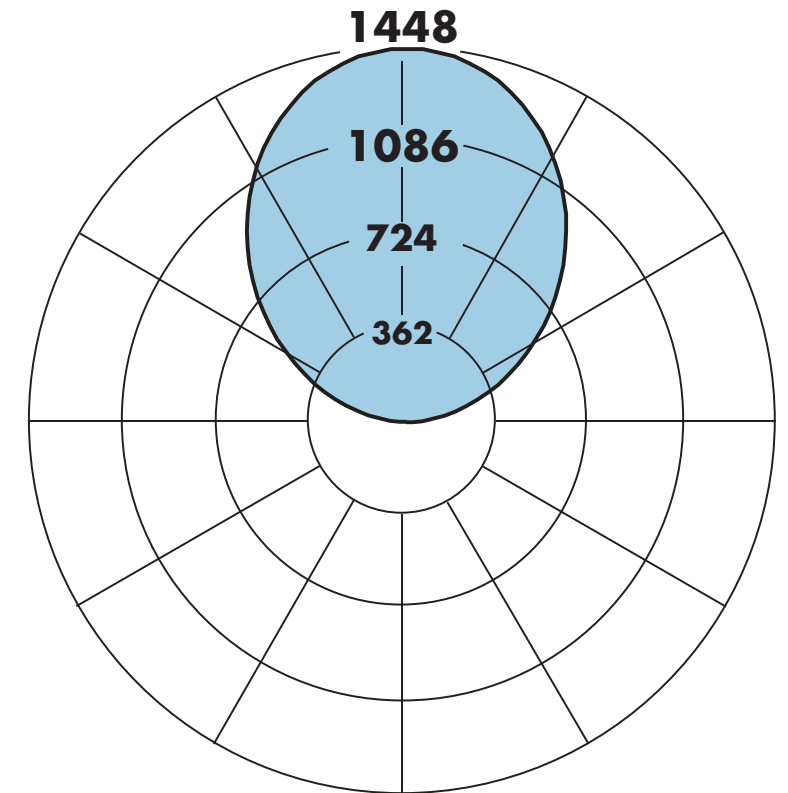
TL LM79 Report 85134

Note

- For complete photometric data please see technical sheet.
- For Tunable White data please see Tunable White technical sheet.



Flush Uplight



Performance

HP-2 Wall Wash

(Pendant, Recessed, Surface Mount, and Arm Mounted)

HP-2-WW-D-K-V-835

Very High Output - 4' Luminaire With Kicker

Efficacy: 77 lumens per watt

Total Luminaire Output: 1500 lumens (375 lumens/foot)

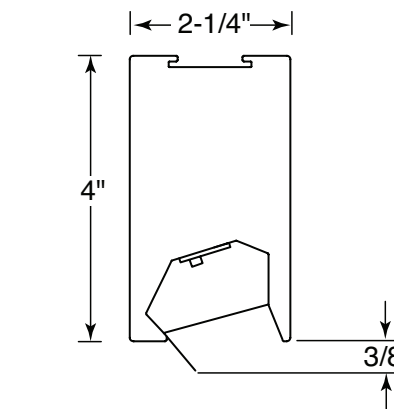
19.6 watts (4.9 watts/foot)

CCT: 3500K

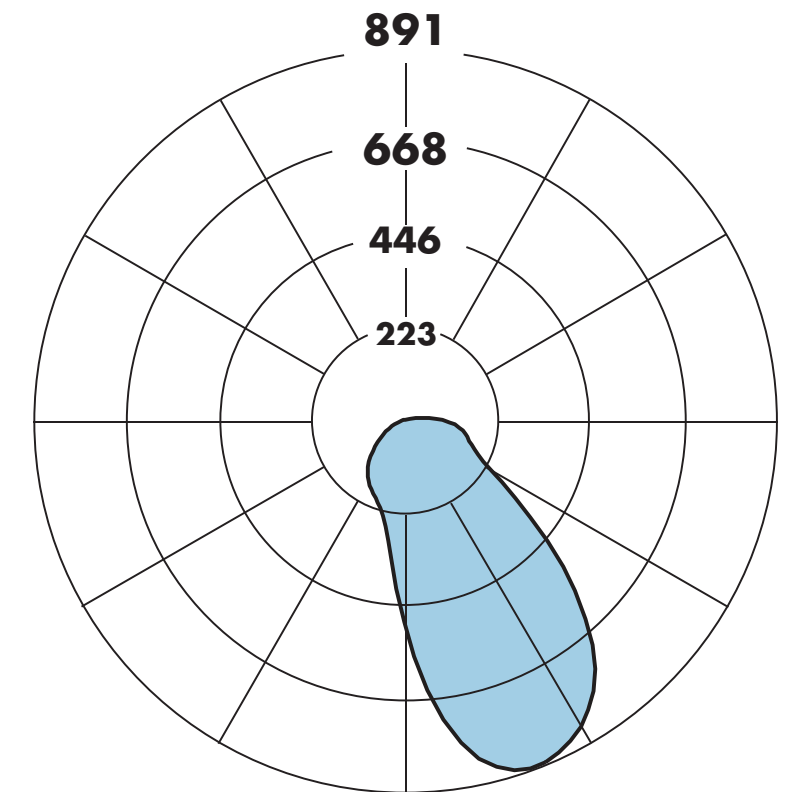
ITL LM79 Report 85137

Note

- For complete photometric data please see technical sheet.
- For Tunable White data please see Tunable White technical sheet.



Wall Wash with Kicker

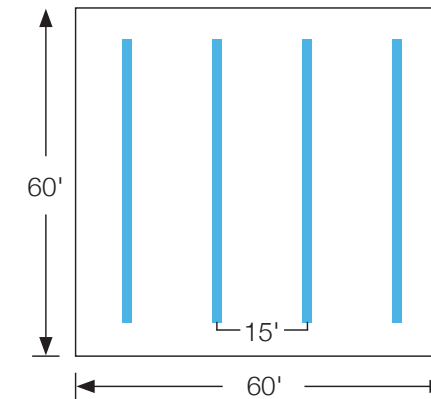


Application Data

HP-2 Open Office

	HP-2-ID-4'-S-S-835 56' Continuous Rows	
	12' O.C.	15' O.C.
Average Light Level at Workplane (Footcandles)	50	40
Ceiling Uniformity Maximum to Minimum	6:1	8:1
Energy Consumption (Lighting Power Density)	0.56 W/ft ²	0.45 W/ft ²
Room Size	60' x 60'	60' x 60'

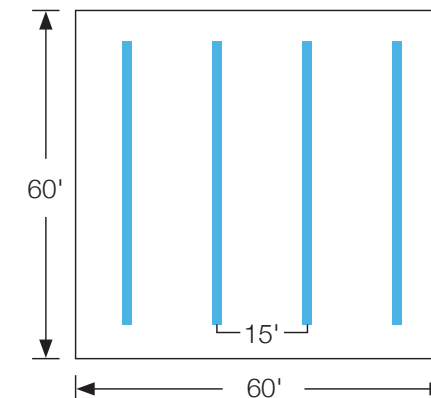
- Ceiling Height: 9'6"
- Luminaire Mounting Height: 8' AFF
- Room reflectance: 80/50/20
- Light levels are initial (No LLF's included)



HP-2 Widespread Optic Open Office

	HP-2-ID-4'-S-S-835-F-WSO 56' Continuous Rows	
	12' O.C.	15' O.C.
Average Light Level at Workplane (Footcandles)	52	42
Ceiling Uniformity Maximum to Minimum	4:1	6:1
Energy Consumption (Lighting Power Density)	0.55 W/ft ²	0.44 W/ft ²
Room Size	60' x 60'	60' x 60'

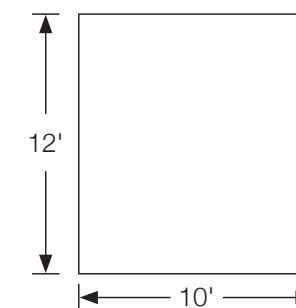
- Ceiling Height: 9'6"
- Luminaire Mounting Height: 8' AFF
- Room reflectance: 80/50/20
- Light levels are initial (No LLF's included)



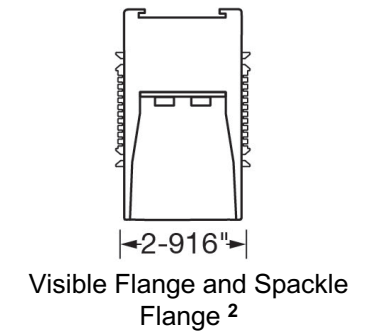
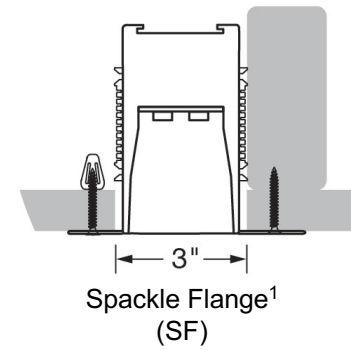
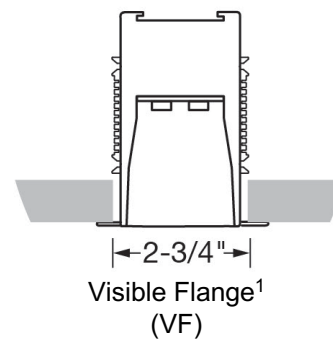
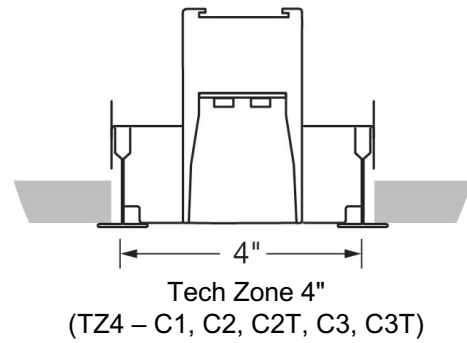
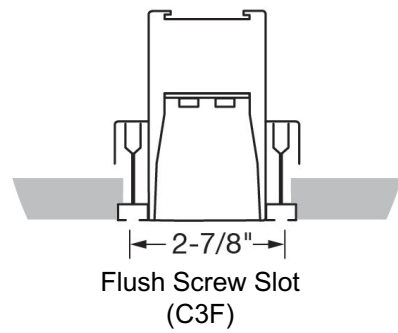
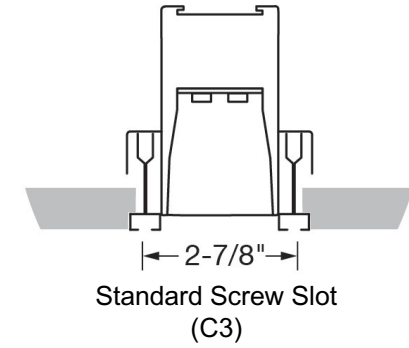
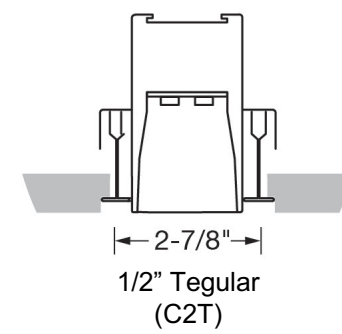
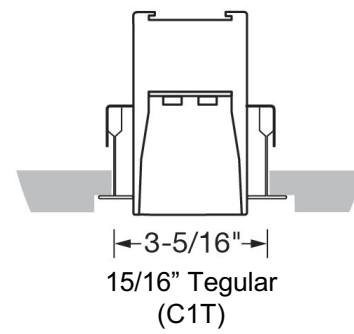
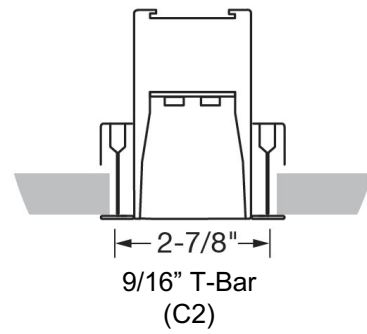
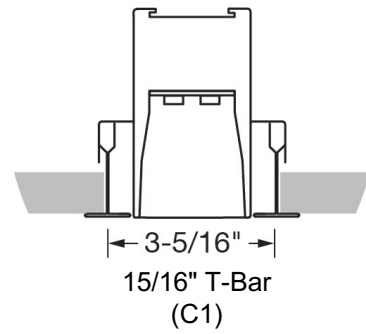
HP-2 WM Asymmetric Optic Private Office

	HP-2-WM-ID-H-B-835-ASY 8' Luminaire
Average Light Level at Workplane (Footcandles)	31 fc
Ceiling Uniformity Maximum to Minimum	4:1
Energy Consumption (Lighting Power Density)	0.93 W/ft ²
Room Size	12' x 10'

- Ceiling Height: 10'0"
- Luminaire Mounting Height: 7' AFF
- Room reflectance: 80/50/20
- Light levels are initial (No LLF's included)



Recessed Mounting Options

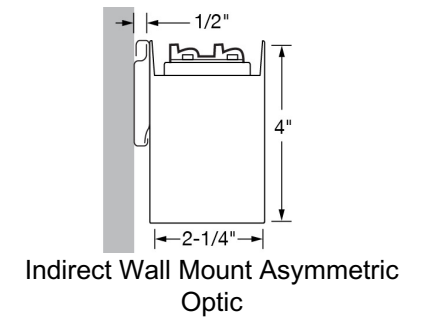
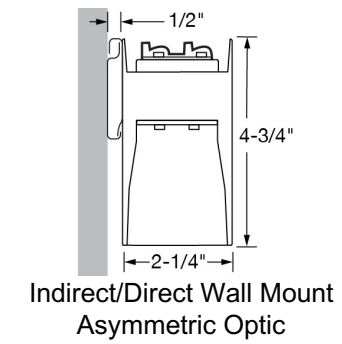
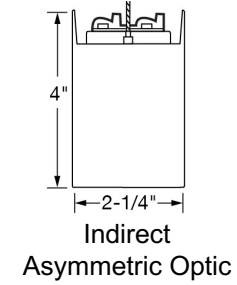
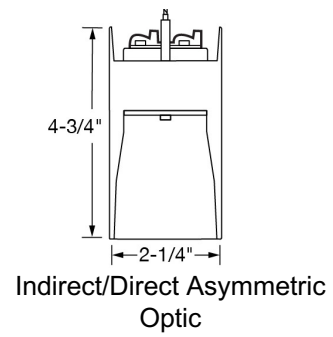
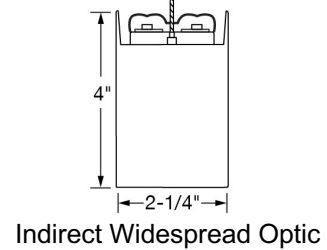
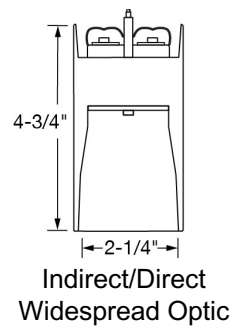
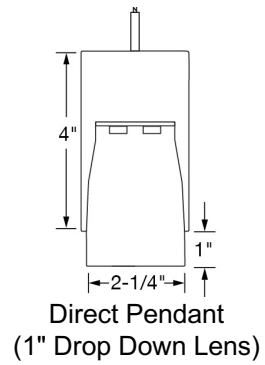
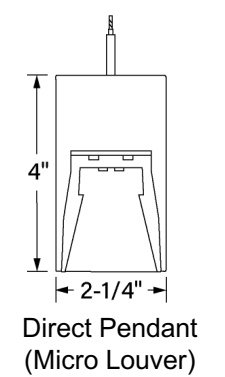
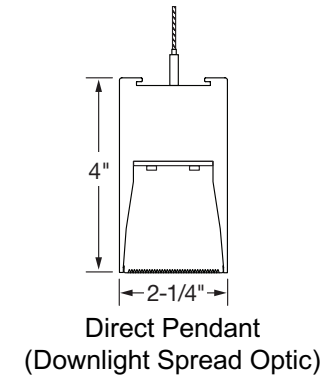
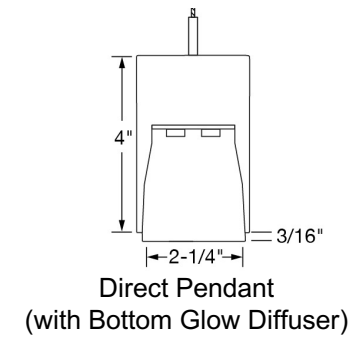
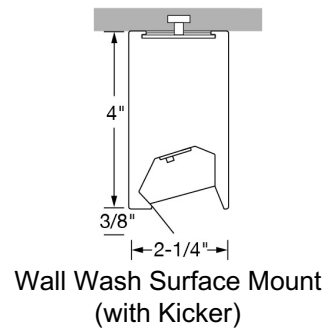
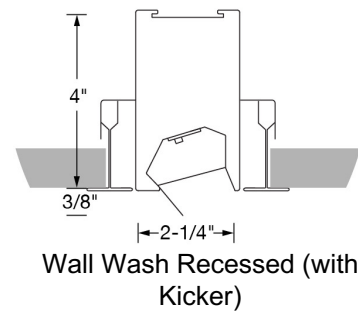
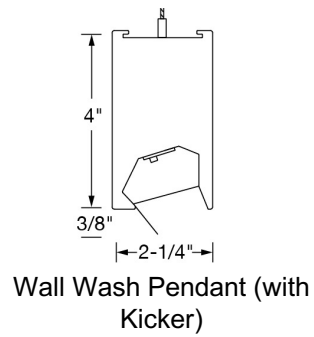
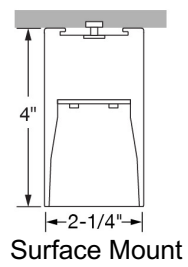
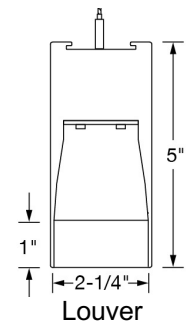
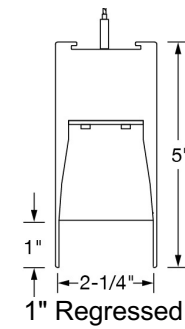
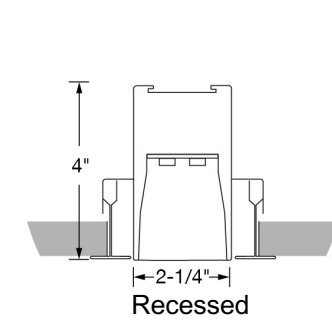
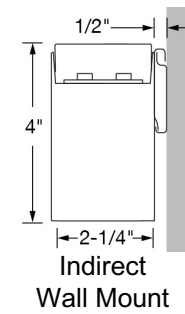
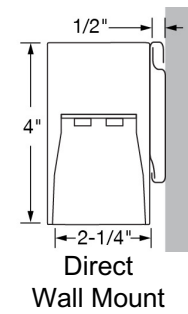
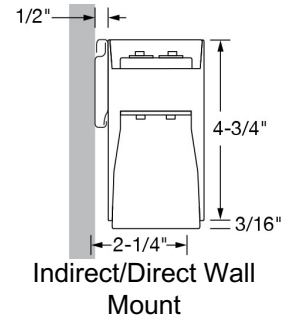
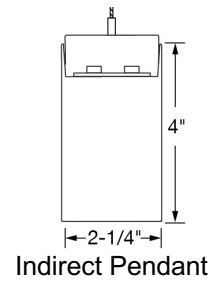
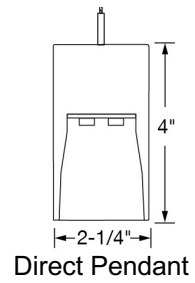
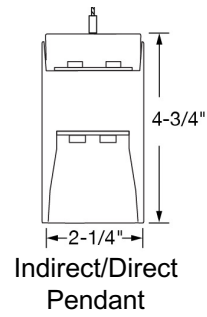


Note

¹ ±1/16"

² Dimensions shown are for use in flangeless installation

Cross Sections





The Finelite LED Difference




10-year performance-based warranty



90% of initial light output at 100,000+ hours



Dimming Standard



Replaceable LED light arrays

The Finelite Commitment to You



10-working-day shipping on standard orders



Focus on sustainability