

FINELITE[®]
Better Lighting

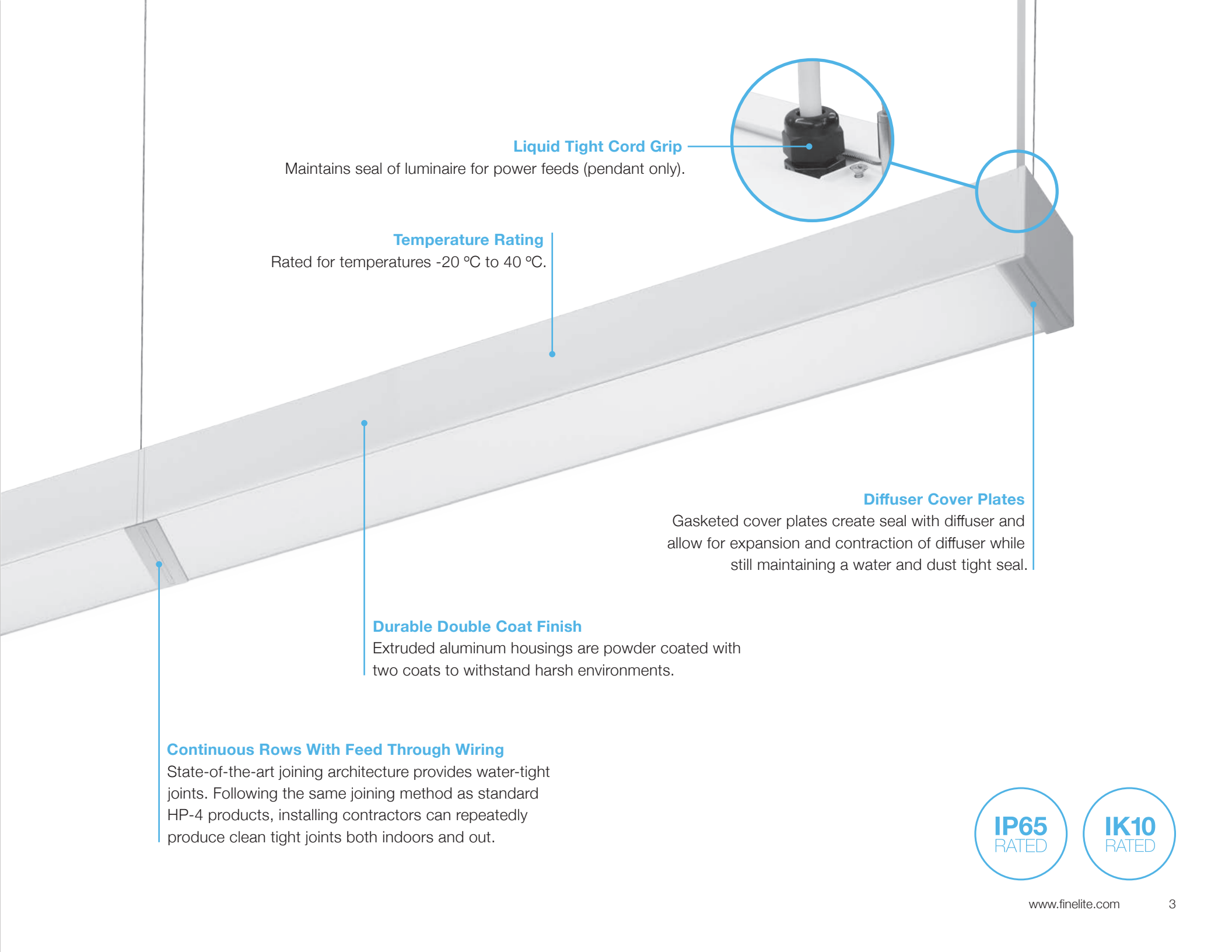


HP-4
WET LOCATION

HP-4 WL

HP-4 Wet Location was designed to be a robust linear lighting solution for variable environments without sacrificing the time tested clean line aesthetic of the standard HP-4 product.

Approved with a dust and water rating of IP65 and an impact rating of IK10, the HP-4 WL is built to withstand the challenges of outdoors.



Liquid Tight Cord Grip

Maintains seal of luminaire for power feeds (pendant only).

Temperature Rating

Rated for temperatures -20 °C to 40 °C.

Diffuser Cover Plates

Gasketed cover plates create seal with diffuser and allow for expansion and contraction of diffuser while still maintaining a water and dust tight seal.

Durable Double Coat Finish

Extruded aluminum housings are powder coated with two coats to withstand harsh environments.

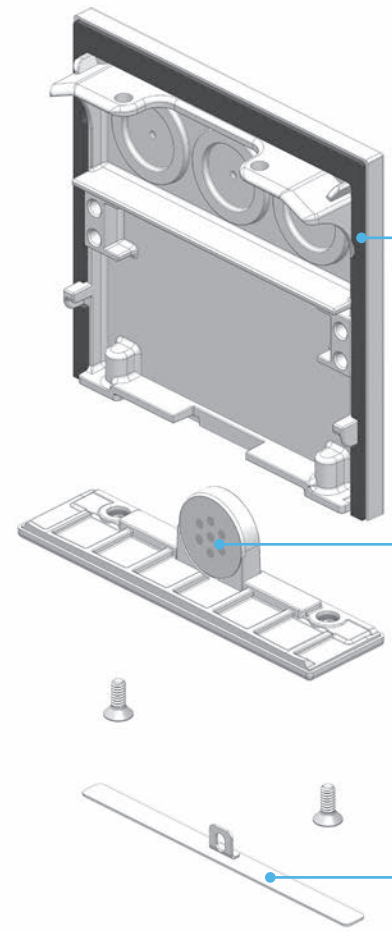
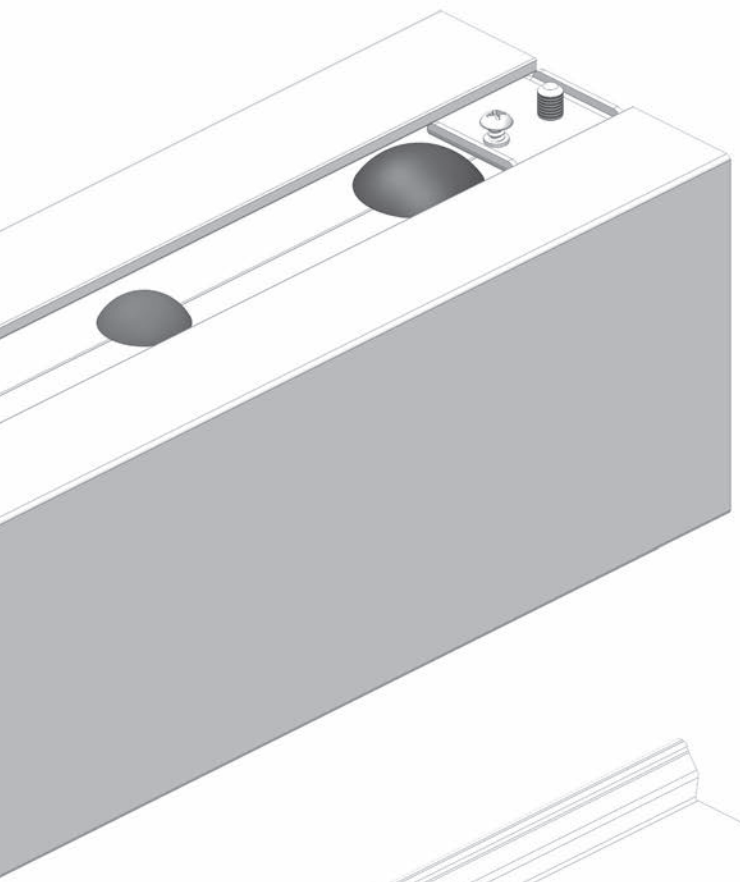
Continuous Rows With Feed Through Wiring

State-of-the-art joining architecture provides water-tight joints. Following the same joining method as standard HP-4 products, installing contractors can repeatedly produce clean tight joints both indoors and out.





HP-4 WL



Gasketed Endcaps

Die cast aluminum endcaps with custom fit gaskets are mechanically secured to the body from the inside to eliminate unsightly fastening hardware on the exterior of the luminaire.

Pressure Equalization

Gore® protective vent integrated into cover plate and concealed from view allows air to pass through but prevents water, salt, corrosive liquids and particulates from getting inside.

No Visible Attachment Hardware

Magnetic plate hides fastening hardware but is easily removed to access screws for luminaire maintenance and installation.

Robust Diffusers

Diffusers designed to withstand the outdoor environment with an IK10 impact protection rating. Co-extruded UV stabilized gaskets run the length of the diffusers to prevent water and dust intrusion.

Performance

HP-4 WL

HP-4-WL-D-4'-V-835

Very High Output – 4' Luminaire

Efficacy: 94 lumens per watt

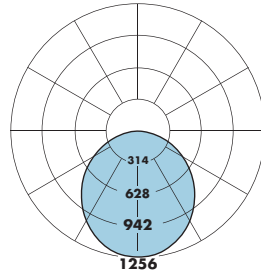
Total Luminaire Output: 3456 lumens (864 lumens/foot)

36.9 watts (9.2 watts/foot)

CCT: 3500K

CRI: 80

ITL LM79 Report 90390



Total Light Output, 3500K, 80 CRI (Lumens) - 4' Luminaire			
S*	B*	H*	V**
1415	1779	2688	3456

Light Output, 3500K, 80 CRI (Lumens Per Foot)			
S*	B*	H*	V**
354	445	672	864

Power, 3500K, 80 CRI (Watts Per Foot)			
S*	B*	H*	V**
3.6	4.6	7.1	9.2

Efficacy, 3500K, 80 CRI (Lumens Per Watt)			
S*	B*	H*	V**
98	97	95	94

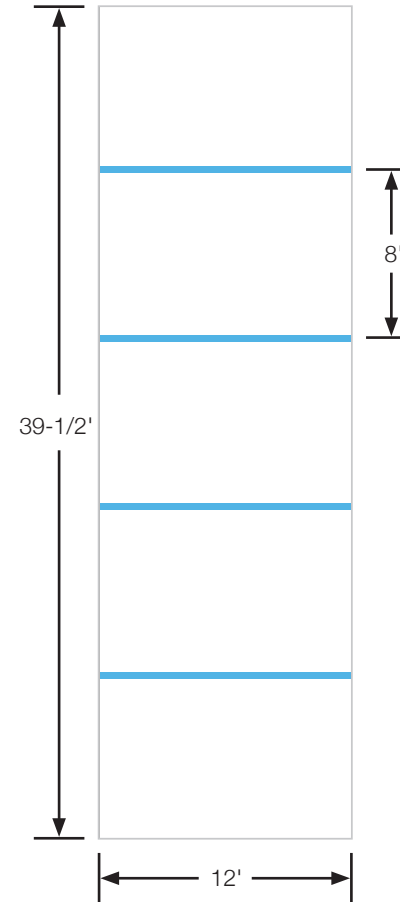
S - Standard Output, B - Boosted Standard Output, H - High Output, V - Very High Output

* Family Correlation based on 4' luminaire 3500K Very High Output (V) test – 120V

** Correlation based on ITL report: 90390

Outdoor Overhang

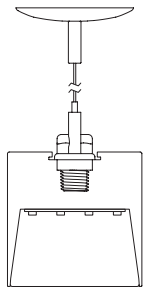
Application Data



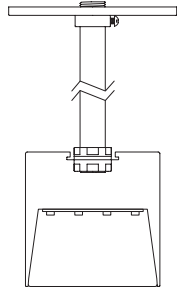
HP-4-WL-SM-4'-S-835-F	
Average Light Level (Footcandles)	15
Energy Consumption (Lighting Power Density)	0.37 W/ft ²
Outdoor Overhang Size (Area)	12' x 39-1/2'

- Ceiling Height: 12'6" AFF
- Reflectances: 50/50/20
- Light levels are initial

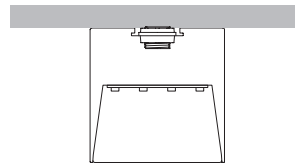
Cross Sections



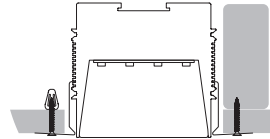
HP-4 WL D
Fully Adjustable¹



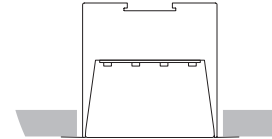
HP-4 WL D
Rigid Stem²



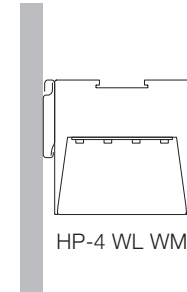
HP-4 WL SM³



HP-4 WL SF



HP-4 WL VF



HP-4 WL WM

¹ Fully adjustable aircraft cable made of 316 Stainless Steel to withstand corrosion.

² 1/2" IPS Rigid Stem available in 12", 18", 24", or 36" overall length.

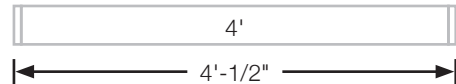
³ Available in ceiling and horizontal only.

Lengths

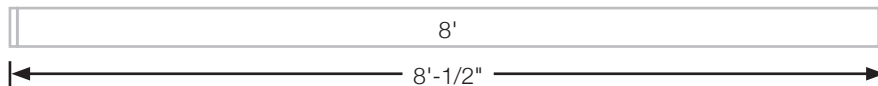
2', 3', 4', 5', 6', 7', and 8' section lengths. Independent and continuous rows available.

For **independent luminaires**, add 1/4" for each endcap to overall length.

Example: 4' = 4'-1/2"



Example: 8' = 8'-1/2"



For **continuous rows**, add 1/4" for each endcap and 1/4" for each joint to overall length.

Example: 24' = 24'-1"



Ordering Guide

HP-4 WL D - 32' - S - 835 - F - 120V - FA - SC - C4

Finelite **HP-4 WL** (**D** - Direct, **R** - Recessed, **SM** - Surface Mount, **WM** - Wall Mount)

Length (Minimum **2'**, increments of 1', standard)

Light Output (**S** - Standard, **B** - Boosted Standard, **H** - High, **V** - Very High)

LED CRI/CCT (**830** - 80 CRI min, 3000K **930** - 90 CRI min, 3000K;

835 - 80 CRI min, 3500K **935** - 90 CRI min, 3500K;

840 - 80 CRI min, 4000K **940** - 90 CRI min, 4000K)

Downlight Option (**F** - Flush (standard))

Voltage (**120V**, **277V**, **347V**)

Mounting (**FA**¹ - Fully Adjustable, **RS12**² - Rigid Stem 12", **RS18**² - Rigid Stem 18",

RS24² - Rigid Stem 24", **RS36**² - Rigid Stem 36", **MB**³ - Mounting Bracket)

Circuiting (**SC** - Single Circuit)⁴

Ceiling Type (**C4** - hard ceiling, **SF** - Spackle Flange, **VF** - Visible Flange)

¹ Available for HP-4 WL D only

² Refer to local code if project is in a seismic zone

³ Available for HP-4 WL WM only

⁴ Contact factory for switching options

The Finelite LED Difference



5-year performance-based warranty



90% of initial light output at 100,000+ hours



Dimming standard



Replaceable LED light arrays

Finelite Commitment To You



10-working-day shipping on standard orders



Focus on sustainability



Buy American Act of 2009 Compliant