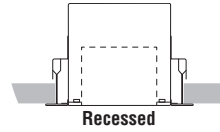


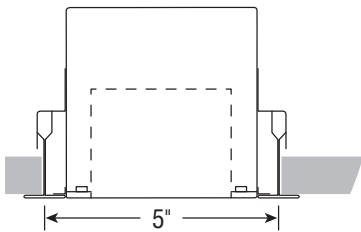
Recessed Mounting and Feed Guide (H04)



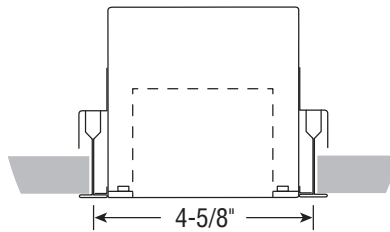
FINELITE®
Better Lighting

Customer: _____ Job: _____ PO: _____

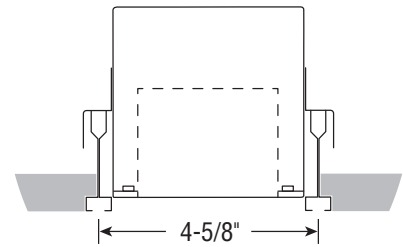
RECESSED MOUNTING OPTIONS



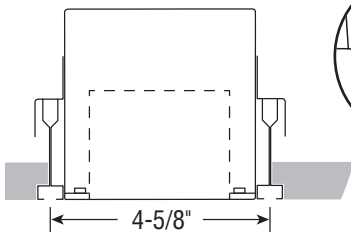
1" T-Bar (C1)



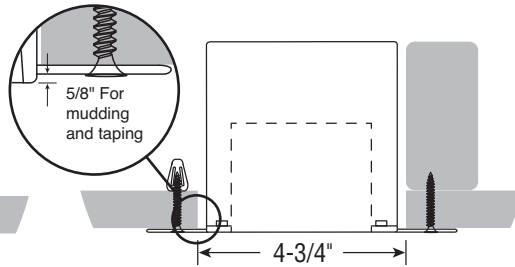
9/16" T-Bar (C2)



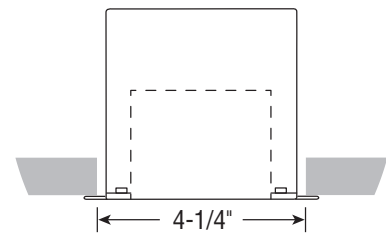
Standard Screw Slot (C3)



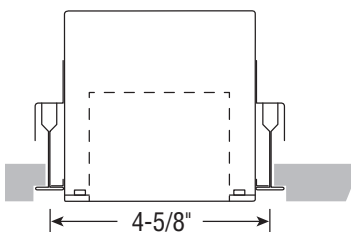
Flush Screw Slot (C3F)



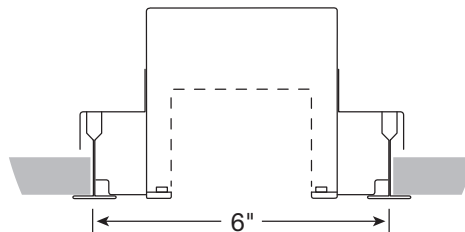
Spackle Flange (SF)



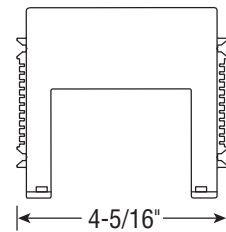
Visible Flange (VF)



9/16" Tegular (C2T)



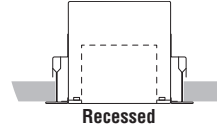
Tech Zone 6 (TZ6)
(C1, C2, C2T, C3, C3T)



Dimensions shown are for use in flangeless installation.

© 2018 FINELITE, INC. ALL RIGHTS RESERVED CP60088 V2 03/18

Recessed Mounting and Feed Guide (H04)

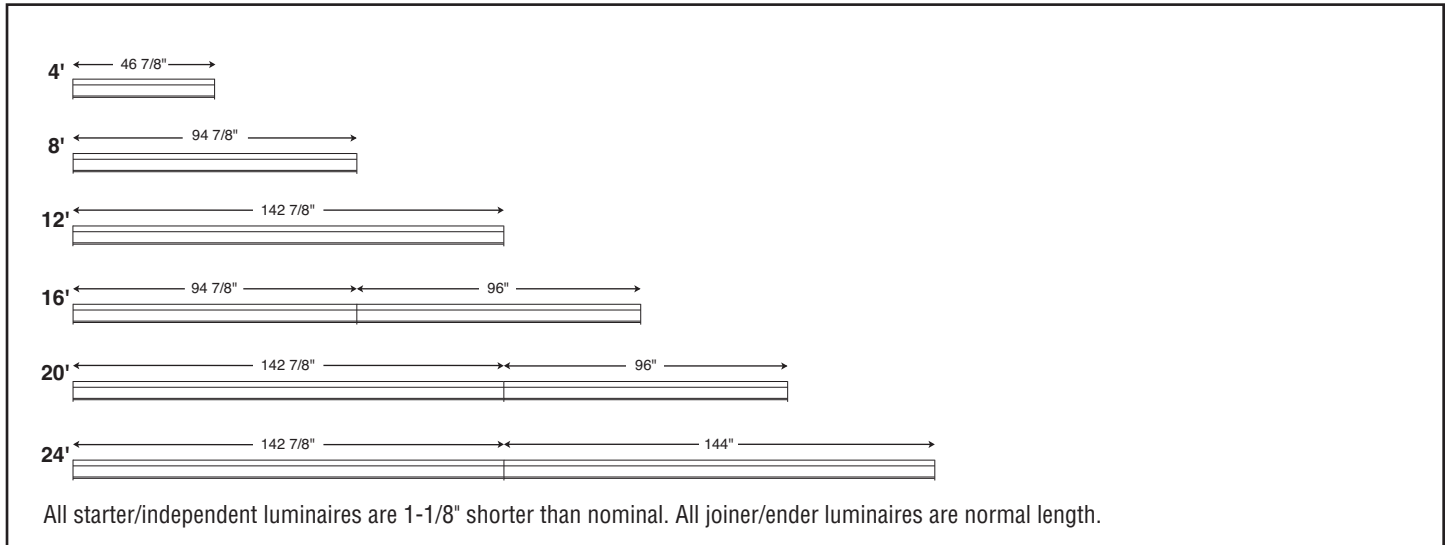


FINELITE®
Better Lighting

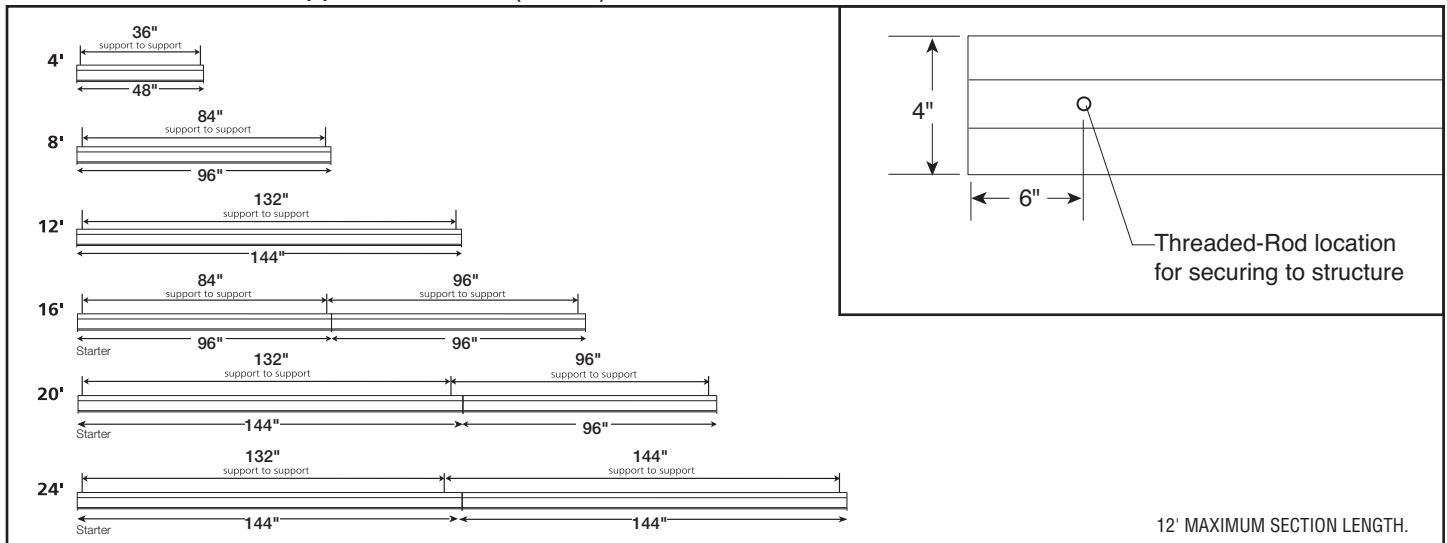
FEED OPTIONS

<p><input type="checkbox"/> Conduit Plate (Standard) 45064</p>	<p><input type="checkbox"/> Splice Box 89069</p>	<p><input type="checkbox"/> Top Feed 45086</p>
---	---	---

Recessed T-Bar Luminaire Lengths (C1, C2, C3, C3F, C2T)



Recessed Non-T-Bar Support Locations (VF, SF)



© 2018 FINELITE, INC. ALL RIGHTS RESERVED. CPG0088.V2 03/18