

FINELITE

Tunable White FineTune™ Power Control Center (PCC)



Date

Project

Type

Comments

DESCRIPTION

The FineTune™ Power Control Center (PCC) is a room-based plug-and-play tunable white light controls system. The PCC gives users the ability to control the color temperature and light levels of Finelite Tunable White LED luminaires. The PCC is demand-response capable and is ETL listed.


FineTune Wall Controller Port

- Color Tuning Control
- Light Level Control
- Color Temperature Read Out
- Presets



Connect to Building Power

Line Voltage - 120V or 277V



3/8" Standard




1 1/2" Extended Stem

DMX Output for Daylight Zones 1 & 2

Use when daylight sensors are required

DMX Output for General Lighting Non-Daylit Zone



DMX Central Control Port

- Scheduling
- Events
- Remote DMX control
 - Color
 - Dimming
- Demand response capable
- Administrative Tasks

Programming Port

- Enables DMX central control

Daylight Sensor Ports

- Two Daylight Zones
- One daylight sensor per zone

Occupancy Sensor Ports

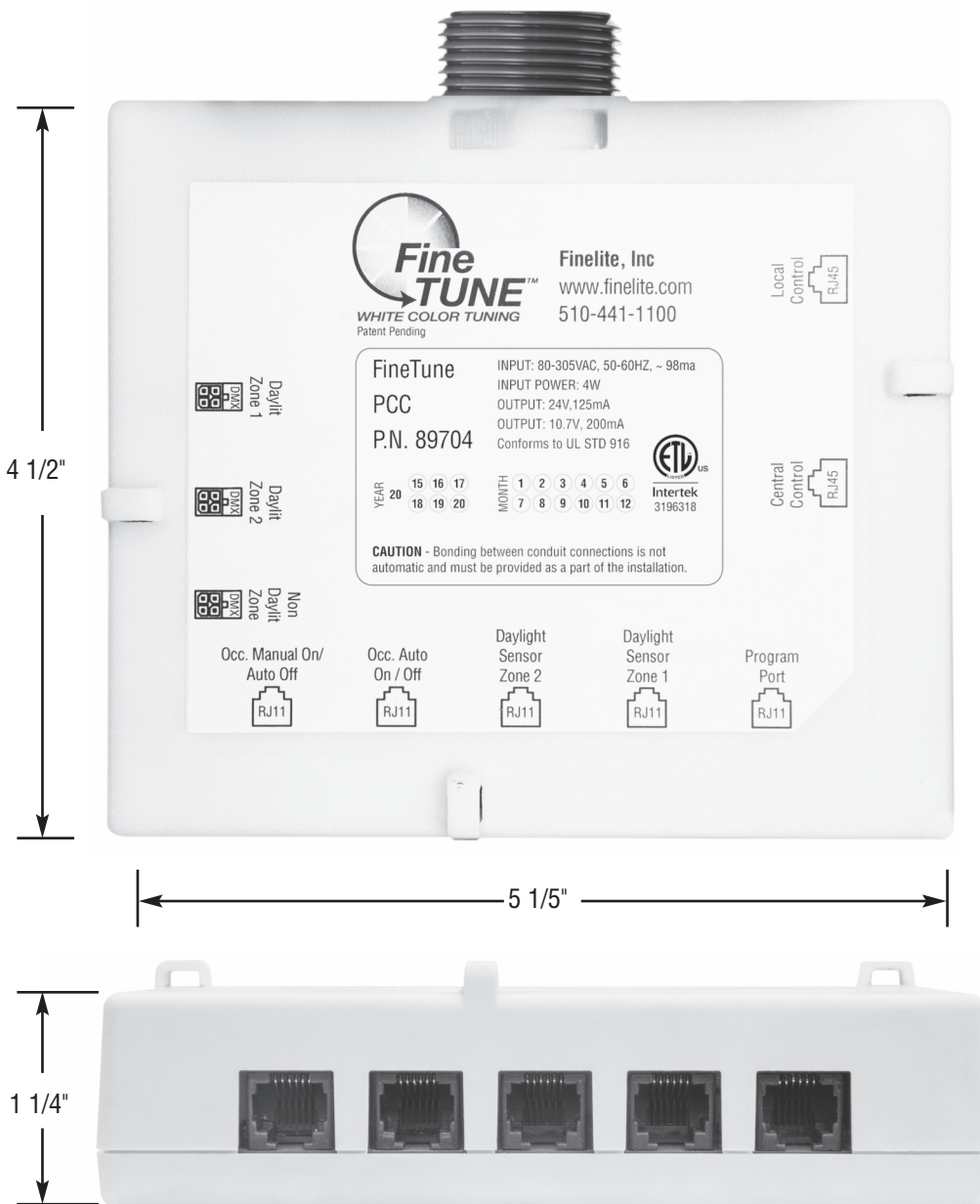
- Select Occupancy Option:
- Auto On / Auto Off
 - Manual On / Auto Off (vacancy)

FINELITE

Tunable White FineTune™ Power Control Center (PCC)

FINETUNE™ POWER CONTROL CENTER (PCC)

The PCC typically installs above the ceiling and can only be used with a Finelite provided DMX driver and controller.



SPECIFICATIONS

CONSTRUCTION: The PCC is constructed of durable nylon.

PLACEMENT: The PCC is typically placed in the plenum in a convenient location between the first luminaire and the user interface location.

PLUG & PLAY CABLES: Shipped with factory supplied class 2 wiring, RJ11, RJ45, and DMX cables. All connections between system components are designed as Class 2 circuits.

FINISH: The PCC is finished in textured white.

ELECTRICAL: Building power is brought to the PCC and low voltage plug-and-play

cables connect the system components. The PCC is typically secured to a contractor-supplied junction box where all high voltage wiring connections are made.

Input: 80-305VAC, 50-60Hz, ~ 98mA
 Output: 24V, 125mA
 Operating Temperature: -35°C to 70°C

LABELS: Fixture and Electrical components are ETL-listed conforming to UL916 in the USA and Can/GSA C22.2 NO 250.0 in Canada.

WARRANTY: 10-year performance-based warranty on all standard components.