



FINELITE30500 Whipple Road
Union City, CA 94587

P: (510)441-1100

F: (510)441-1510

www.finelite.com

Luminaire Schedule								
Scene: Option 1								
Symbol	Qty	Label	Description	Lum. Lumens	Lum. Watts	LLD	LDD	LLF
	29	E1-L-4	FINELITE E1-I-L-4-HO-LED-4000K	1579	19.7	1.000	1.000	1.000
	22	E1-L-3	FINELITE E1-I-L-3-HO-LED-4000K	1183	14.8	1.000	1.000	1.000

Calculation Summary							
Scene: Option 1							
Label	CalcType	Units	Avg	Max	Min	Avg/Min	Max/Min
Conference Room	Illuminance	Fc	31.91	41	22	1.45	1.86
Open Area	Illuminance	Fc	31.22	40	14	2.23	2.86
Private Office	Illuminance	Fc	21.20	25	18	1.18	1.39

LPD Area Summary			
Scene: Option 1			
Label	Area	Total Watts	LPD
Conf Rm	288	207	0.719
Desk & Lobby Area combined	1080	611.1002	0.566
Desk-Open Area only	720	374.3	0.520
Lobby-Break-out Area only	360	236.8	0.658
Private ofc	120	78.8	0.657

NOTES:

- Ceiling height: 10'-0"
- Luminaire mounting height 8'-0"
- Room reflectances: 80/50/20
- Light levels are INITIAL

PROJECT TITLE

E1 Applications

Drawn by:
Vickie Lauck

Representative:

Software:
AGI32 2.36

Date: 4/14/2014

Job Number:



D1686

FINELITE30500 Whipple Road
Union City, CA 94587

P: (510)441-1100

F: (510)441-1510

www.finelite.com

Luminaire Schedule								
Scene: Option 2								
Symbol	Qty	Label	Description	Lum. Lumens	Lum. Watts	LLD	LDD	LLF
	37	E1-L-4	FINELITE E1-I-L-4-HO-LED-4000K	1579	19.7	1.000	1.000	1.000
	16	E1-L-2	FINELITE E1-I-L-2-HO-LED-4000K	789	9.9	1.000	1.000	1.000

Calculation Summary							
Scene: Option 2							
Label	CalcType	Units	Avg	Max	Min	Avg/Min	Max/Min
Conference Room	Illuminance	Fc	36.87	48	23	1.60	2.09
Open Area	Illuminance	Fc	29.83	41	14	2.13	2.93
Private Office	Illuminance	Fc	22.40	26	19	1.18	1.37

LPD Area Summary			
Scene: Option 2			
Label	Area	Total Watts	LPD
Conf Rm	288	236.8	0.822
Desk & Lobby Area combined	1080	571.3002	0.529
Desk-Open Area only	720	413.7001	0.575
Lobby-Break-out Area only	360	157.6	0.438
Private ofc	120	79.2	0.660

NOTES:

- Ceiling height: 10'-0"
- Luminaire mounting height 8'-0"
- Room reflectances: 80/50/20
- Light levels are INITIAL

PROJECT TITLE

E1 Applications

Drawn by:
Vickie Lauck

Representative:

Software:
AGI32 2.36

Date: 4/14/2014

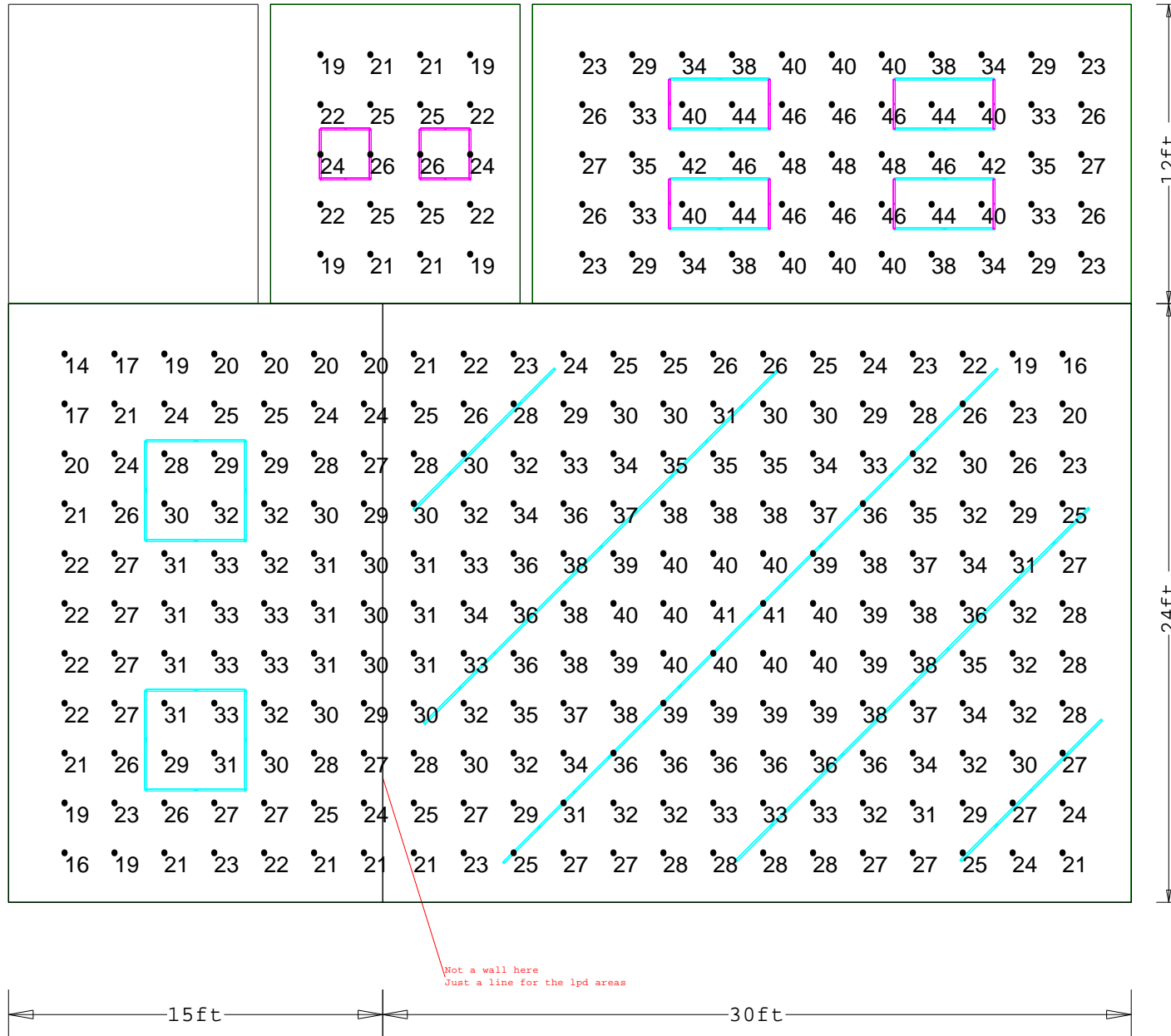
Job Number:

D1686

FINELITE

30500 Whipple Road
Union City, CA 94587

P: (510)441-1100
F: (510)441-1510
www.finelite.com



Not a wall here
Just a line for the lpd areas

PROJECT TITLE

El Applications

Drawn by:
Vickie Lauck

Representative:

Software:
AGI32 2.36

Date: 4/14/2014

Job Number:



D1686

FINELITE30500 Whipple Road
Union City, CA 94587

P: (510)441-1100

F: (510)441-1510

www.finelite.com

Luminaire Schedule								
Scene: Option 3								
Symbol	Qty	Label	Description	Lum. Lumens	Lum. Watts	LLD	LDD	LLF
	41	E1-L-4	FINELITE E1-I-L-4-HO-LED-4000K	1579	19.7	1.000	1.000	1.000
	2	E1-L-2	FINELITE E1-I-L-2-HO-LED-4000K	789	9.9	1.000	1.000	1.000

Calculation Summary							
Scene: Option 3							
Label	CalcType	Units	Avg	Max	Min	Avg/Min	Max/Min
Conference Room	Illuminance	Fc	31.93	38	23	1.39	1.65
Open Area	Illuminance	Fc	23.93	29	17	1.41	1.71
Private Office	Illuminance	Fc	31.85	36	28	1.14	1.29

LPD Area Summary			
Scene: Option 3			
Label	Area	Total Watts	LPD
Conf Rm	288	216.8	0.753
Desk & Lobby Area combined	1080	492.5001	0.456
Desk-Open Area only	720	295.5	0.410
Lobby-Break-out Area only	360	197	0.547
Private ofc	120	118.2	0.985

NOTES:

- Ceiling height: 10'-0"
- Luminaire mounting height 8'-0"
- Room reflectances: 80/50/20
- Light levels are INITIAL

PROJECT TITLE

E1 Applications

Drawn by:
Vickie Lauck

Representative:

Software:
AGI32 2.36

Date: 4/14/2014

Job Number:

D1686


FINELITE

30500 Whipple Road
Union City, CA 94587

P: (510)441-1100

F: (510)441-1510

www.finelite.com



PROJECT TITLE

El Applications

Drawn by:
Vickie Lauck

Representative:

Software:
AGI32 2.36

Date: 4/14/2014

Job Number:


D1686

FINELITE30500 Whipple Road
Union City, CA 94587

P: (510)441-1100

F: (510)441-1510

www.finelite.com

Luminaire Schedule								
Scene: Option 4								
Symbol	Qty	Label	Description	Lum. Lumens	Lum. Watts	LLD	LDD	LLF
	56	E1-L-3	FINELITE E1-I-L-3-HO-LED-4000K	1183	14.8	1.000	1.000	1.000

Calculation Summary							
Scene: Option 4							
Label	CalcType	Units	Avg	Max	Min	Avg/Min	Max/Min
Conference Room	Illuminance	Fc	48.53	56	38	1.28	1.47
Open Area	Illuminance	Fc	22.98	27	17	1.35	1.59
Private Office	Illuminance	Fc	0.00	0	0	N.A.	N.A.

LPD Area Summary			
Scene: Option 4			
Label	Area	Total Watts	LPD
Conf Rm	288	355.2	1.233
Desk & Lobby Area combined	1080	473.5999	0.439
Desk-Open Area only	720	355.2	0.493
Lobby-Break-out Area only	360	148	0.411
Private ofc	120	0	0.000

NOTES:

- Ceiling height: 10'-0"
- Luminaire mounting height 8'-0"
- Room reflectances: 80/50/20
- Light levels are INITIAL

PROJECT TITLE

E1 Applications

Drawn by:
Vickie Lauck

Representative:

Software:
AGI32 2.36

Date: 4/14/2014

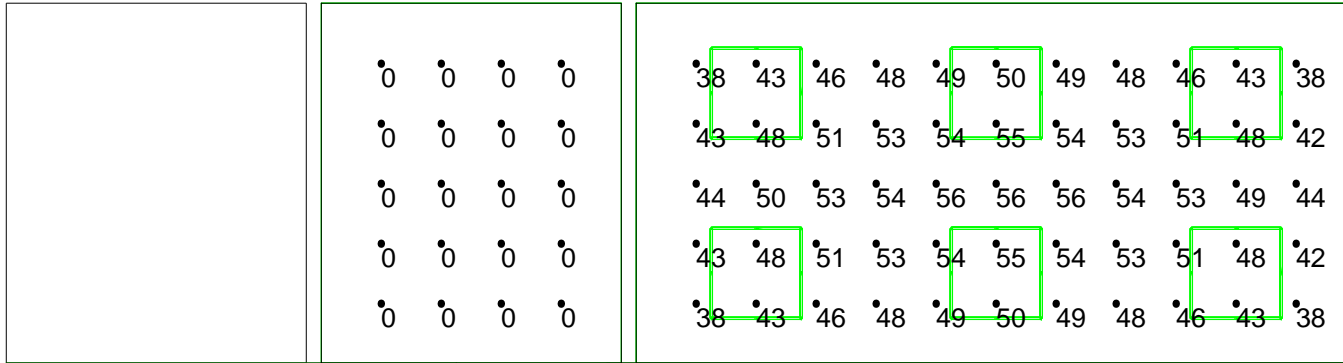
Job Number:

D1686

FINELITE

30500 Whipple Road
Union City, CA 94587

P: (510)441-1100
F: (510)441-1510
www.finelite.com



12ft



24ft

Not a wall here
Just a line for the lpd areas

15ft 30ft

PROJECT TITLE
El Applications

Drawn by:
Vickie Lauck

Representative:

Software:
AGI32 2.36

Date: 4/14/2014

Job Number:
D1686