


Submitted by:		Date:
Type:	Project:	
Ordering Info:		

High Performance 2" Aperture Circle (HP-2 C)



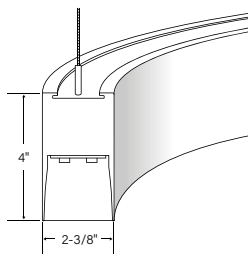
High Performance 2" Aperture Circle (HP-2 C) is a patented, circular LED luminaire. Constructed with an extruded aluminum body and single-piece direct diffuser, the HP-2 C provides a seamless finish aesthetic. Delivering excellent performance using an advanced optical design and mid-power LEDs to achieve 90% of initial light output at 100,000+ hours.

This product is enrolled in the International Living Future Institute (ILFI) Declare 2.0 Program and is third-party verified with options achieving **Red List Approved** and **Red List Declared** status.

Signal White is standard finish

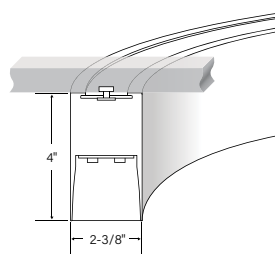
CROSS SECTION

Direct Pendant

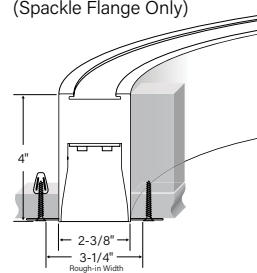


Flush Downlight Diffuse
(standard)

Surface Mount



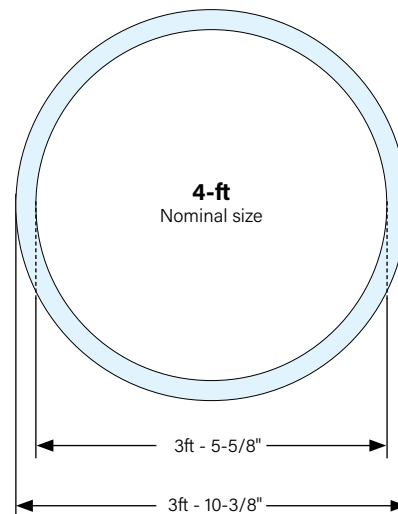
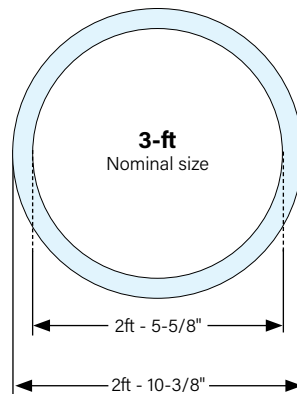
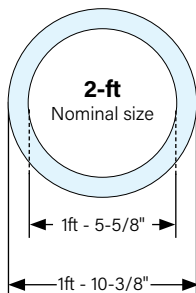
Recessed (Spackle Flange Only)



GET MORE WITH TAILORED LIGHTING

- Tailored Color
- Tailored Output
- Tailored Control

SIZE OPTIONS



Submitted by:		Date:
Type:	Project:	
Ordering Info:		

High Performance 2" Aperture Circle (HP-2 C)

Ordering Guide Example: HP - 2C - P - D - 2' - S - 835 - F - 96LG - 120 - SC - FC-10% - FA50 - C1 - SW - EM/GEN - CP - RLD

BODY TYPE

OUTPUT and LED TYPE

Platform	Series Name	Luminaire Type	Luminaire Distribution	Size (Diameter) ¹	Downlight Output	LED CRI/CCT
HP - High Performance	2 C	P - Pendant R - Recessed (<i>Spackle Flange Only</i>) SM - Surface Mount	D - Direct	2' 3' 4'	S - Standard B - Boosted Standard H - High V - Very High TL - Tailored: _____lm/ft*	830 - 80 CRI, 3000K 835 - 80 CRI, 3500K 840 - 80 CRI, 4000K 930 - 90 CRI, 3000K 935 - 90 CRI, 3500K 940 - 90 CRI, 4000K 8TW - 80 CRI, Tunable White 9TW - 90 CRI, Tunable White

* Specify lm/ft of outputs between Standard (S) and Very High (V). Consult factory for tailored lumen output outside of this range.

MECHANICAL/OPTICAL OPTIONS

ELECTRICAL OPTIONS

Downlight	Reflector System	Voltage	Circuiting ²	Driver Selection
F - Flush	96 - 96 Low Gloss	120 - 120 Voltage 277 - 277 Voltage 347 - 347 Voltage	SC - Single Circuit* One single circuit in a run * Emergency to Generator circuits are in addition to the normal luminaire circuit(s)	0-10V Driver Options FC-10% - 0-10V 10% (standard) FC-1% - 0-10V 1% OTi-10% - EldoLED OTi, 0-10V 10% ³ OTi-1% - EldoLED OTi, 0-10V 1% ³ OTi-10V-TW - EldoLED OTi, 0-10V 10% (<i>Tunable White</i>) ³ DMX Driver Options FIN-DMX - Finelite DMX 1% (<i>Tunable White - FineTUNE Controls Only</i>) ^{4,5} See Page 3 for additional driver options and details

MOUNTING OPTIONS

OTHER OPTIONS

Mounting Method	Ceiling Hardware Type ⁶	Finish	Emergency Style (Optional)	Special Options (Optional)
FA50 - Fully Adjustable 50" (Standard) ⁷ FA100 - Fully Adjustable 100" ⁷ FA150 - Fully Adjustable 150" ⁷ FA200 - Fully Adjustable 200" ⁷ FA250 - Fully Adjustable 250" ⁷ FA300 - Fully Adjustable 300" ⁷ SF - Spackle Flange ⁸	C1 - 15/16" T-Bar ⁶ C2 - 9/16" T-Bar ⁶ C3 - Screw Slot ⁶ C4 - Hard Ceiling ⁶	SW - Signal White FB - Finelite Black SA - Satin Aluminum #### - RAL Color Code ⁹	EM/GEN - Emergency to Generator	CP - Chicago Plenum ¹⁰ FLX - Flex Whip ¹⁰ RLA - Red List Approved RLD - Red List Declared

¹Nominal size

²Contact factory for switching options

³Add DTO to gain "Dim to Off" functionality (FC-10% - DTO, FC-1%-DTO)

⁴B & V outputs only

⁵Consult factory

⁶Pendant and Surface Mount only

⁷Pendant only

⁸Recessed only

⁹20 business days lead time for color

¹⁰Recessed and Pendant (Only available with C1, C2, and C3 mounting hardware with Finelite Gridbox)

Submitted by:		Date:
Type:	Project:	
Ordering Info:		

High Performance 2" Aperture Circle (HP-2 C)

SUPPLEMENTARY DRIVER PAGE

0-10V Driver Options

FC-10%	Factory choice 0-10V 10% Dimming (Linear)
FC-10%-DTO	Factory choice 0-10V 10% Dimming, Dim-to-Off (Linear)
FC-1%	Factory choice 0-10V 1% Dimming (Linear)
FC-1%-DTO	Factory choice 0-10V 1% Dimming, Dim-to-Off (Linear)
OTi-10vTW	EldoLED OTi, 0-10V 10% Dimming, <i>Tunable White</i> (Linear)
OTi-10vTW-DTO	EldoLED OTi, 0-10V 10% Dimming, Dim-to-Off, <i>Tunable White</i> (Linear)
OTi-10%	EldoLED OTi, 0-10V 10% Dimming (Linear)
OTi-10%-DTO	EldoLED OTi, 0-10V 10% Dimming, Dim-to-Off (Linear)
OTi-1%	EldoLED OTi, 0-10V 1% Dimming (Linear)
OTi-1%-DTO	EldoLED OTi, 0-10V 1% Dimming, Dim-to-Off (Linear)

DMX Driver Options

FIN-DMX ^{1, 2}	Finelite DMX 1% Dimming, <i>Tunable White</i> - FineTUNE Controls Only (Linear)
--------------------------------	--

¹ B & V outputs only
² Consult factory

Submitted by:		Date:
Type:	Project:	
Ordering Info:		

High Performance 2" Aperture Circle (HP-2 C)

SPECIFICATIONS

BODY TYPE

CONSTRUCTION: Precision-cut 6063-T4 extruded aluminum with 16 gauge steel assembly body.

SIZES: Circles are available in nominal diameters of 2', 3' and 4'.

OUTPUT and LED TYPE

LIGHT OUTPUT: Four lumen packages available, Standard (**S**), Boosted Standard (**B**), High (**H**), and Very High (**V**). For Tailored Outputs outside of range from Standard (**S**) to Very High (**V**), consult factory. A separate chart summarizes lumen distribution and wattage. Light engines are replaceable.

LUMEN MAINTENANCE: 90% of initial light output (L90) at 100,000+ hours; 70% of initial light output (L70) at 200,000+ hours.

MECHANICAL FEATURES

DOWNLIGHT DIFFUSER: Single piece, seamless lens. Flush frost white snap-in lens standard, 84% transmissive, 99% diffusion.

REFLECTORS: Die-formed 20-gauge cold-rolled steel reflectors finished in 96LG High Reflectance white powder coat paint.

ELECTRICAL FEATURES

STATIC FEED: Standard with one 18-gauge/5-conductor single-circuit feed.

TUNABLE WHITE FEED: Standard with one 18-gauge/5-conductor single-circuit feed. DMX and power feed at same location (standard). DMX feeds cannot be cut or spliced. DMX feeds should be ordered based on fixed lengths.

STATIC WHITE DRIVER: Replaceable 120V, 277V, and 347V constant current reduction dimming driver standard. Can be wired dimming or non-dimming. 0-10V dimming controls with a range of 100%-10% standard. Dimming to 1% available. Separate dimming for uplight and downlight available. Driver is fully accessible from below the ceiling.

- **Power Factor:** ≥ 0.9
- **Total Harmonic Distortion (THD):** <20%
- **Expected driver lifetime:** 100,000 hours

TUNABLE WHITE DRIVER: Replaceable LED driver. Driver is accessible from below the ceiling. 120V, 277V, and 347V.

- **Power factor:** ≥ 0.90
- **Total Harmonic Distortion (THD):** <20%
- **Dimming Range:** 100%-10%
- **Expected driver lifetime:** 100,000 hours

MOUNTING TYPE

MOUNTING:

- **Pendant:** 50" to 300" Fully Adjustable (**FA**) plated steel aircraft cable with safety stop hardware standard. Mounted with three equidistant vertical suspension cables.
- **Recessed Spackle Flange:** Drywall surfaces (walls or ceilings): 1/4" 20 stud and nut (provided by others). Mounted with three equidistant suspension points.
- **Surface Mount:** Lay-in ceiling types: caddy clip with 1/4" 20 stud and nut. Drywall or concrete surfaces (walls or ceilings): 1/4" 20 stud and nut (provided by others). Mounted with three equidistant suspension points.

TUNABLE WHITE MOUNTING: For grid ceiling applications the dual GridBox™ mounting is supplied (standard). For hard ceiling applications the ceiling mounting box is supplied (standard).

TUNABLE WHITE INTERCONNECTION CABLES: Luminaires are prewired with plug-and-play interconnection cables to support easy plug-together joining of fixture runs.

OTHER FEATURES

EMERGENCY STYLE: Optional emergency to generator/inverter wiring.

TUNABLE WHITE ELECTRICAL OPTIONS:

- **TW Driver Options 0-10V:** EM/GEN
- **FineTune DMX:** EM/GEN
- **DALI:** EM/GEN
- **LUTRON:** EM/GEN

FINISHES: Finelite Signal White (**SW**) powder coat, Finelite Black (RAL 9005) with semi gloss fine texture (**FB**), and Satin Aluminum (**SA**) are standard. Optional Adder: 179 RAL colors² are available.

Submitted by:		Date:
Type:	Project:	
Ordering Info:		

High Performance 2" Aperture Circle (HP-2 C)

SPECIFICATIONS

LABELS: Luminaire and electrical components are ETL-listed conforming to UL 1598 in the U.S.A. and CAN/CSA C22.2 No. 250.0 in Canada. In accordance with NEC Code 410.130 (G), this luminaire contains an internal driver disconnect. UL 924 and UL 2108 PoE options available on request. These fixtures are rated for Damp Location. Chicago Plenum options available for C1, C2, or C3 suspension using our GridBox. Finelite products use electronic components that are RoHS compliant, and the mechanical components of the luminaire have been verified to not knowingly contain any restricted substances listed per RoHS Directive 2015/863. Consult factory for tailored lighting options. Finelite makes the specification process easy when putting healthier products on your projects. Simply add - **RLA** (Red List Approved) or - **RLD** (Red List Declared) to your part number.

WEIGHTS:

- Direct (pendant and surface mount): 2ft: 16lbs, 3ft: 24lbs, 4ft: 33lbs
- Recessed (spackle flange): 2ft: 18lbs, 3ft: 27lbs, 4ft: 37lbs

WARRANTY: 10-year performance-based warranty on all standard components. Optional accessories are covered by their individual manufacturer warranties.

LEAD TIME: 20 business days lead time for Circles.

Submitted by:		Date:
Type:	Project:	
Ordering Info:		

High Performance 2" Aperture Circle (HP-2 C)

Static White Photometry - 4' Circle

HP-2C-P-D-4'-V-835

Efficacy: 85 lm/W

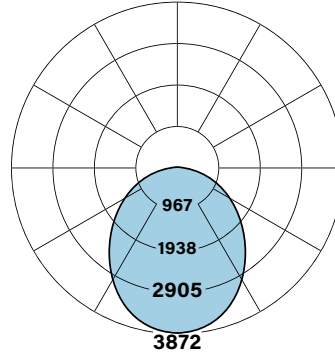
Total luminaire output: 9405 lumens
110 watts (8.8 watts/foot³)

Peak Candela Value⁴: 3872 @ 0°

CRI: 80

CCT: 3500K

ITL LM79 Report 94330



CANDELA DISTRIBUTION⁴

	0	22.5	45	67.5	90	FLUX
0	3872	3872	3872	3872	3872	
5	3832	3832	3844	3840	3844	363
15	3562	3579	3595	3618	3642	1019
25	3131	3151	3183	3219	3268	1479
35	2603	2623	2671	2724	2772	1688
45	2043	2067	2115	2180	2220	1652
55	1495	1519	1559	1624	1656	1418
65	983	995	1027	1072	1100	1036
75	508	520	536	560	572	584
85	129	129	133	136	141	161
90	0	0	0	0	0	

Total Light Output, 3500K, 80 CRI (Lumens)				
	S ¹	B ¹	H ¹	V ²
2'	2005	2521	3810	4899
3'	2565	3225	4874	6267
4'	3850	4840	7315	9405

Power, 3500K (Watts Per Foot) ³				
	S ¹	B ¹	H ¹	V ²
2'	3.5	4.5	7.0	9.1
3'	3.1	3.9	6.0	7.8
4'	3.4	4.4	6.7	8.8

Efficacy, 3500K, 80 CRI (Lumens Per Watt)				
	S ¹	B ¹	H ¹	V ²
2'	90	89	87	86
3'	89	88	86	85
4'	89	88	86	85

Sample Lumen Adjustment Calculation

Lumen Adjustment Factors 80 CRI

3000K	0.985
3500K	1.000
4000K	1.032

Lumen Adjustment Factors 90 CRI

3000K	0.746
3500K	0.760
4000K	0.789

High Output (H), 2', 4000K, 90 CRI

Lumen Adjustment Factor: 0.789

Total Light Output: 3810 lm x 0.789 = 3006 lm

Total Light Output per Foot³: 3006 lm / 12.6 = 239 lm/ft.
watts/foot: 7.0 W/ft.

$$\text{Efficacy} = \frac{239 \frac{\text{lm}}{\text{ft.}}}{7.0 \frac{\text{W}}{\text{ft.}}} = 34 \text{ lm/W}$$

Wattage is Real Power. If you would like additional details to calculate Apparent Power, please contact your local Finelite representative.

S - Standard Output, B - Boosted Standard Output, H - High Output, V - Very High Output

¹Family Correlation based on 4' Circle, 3500K, Very High Output (V) test - 120V.

²Based on ITL report: 94330

³Watts per foot calculated using approximate outer circumferences of 6.3', 9.4', & 12.6' respectively for 2', 3', & 4' circles

⁴Values derived from testing a 90-degree section.

Submitted by:		Date:
Type:	Project:	
Ordering Info:		

0-10V Tunable White

Finelite's award-winning, contractor friendly Tunable White luminaires are available at low cost, with powerful and simple 0-10V tuning and intensity controls.

TUNABLE WHITE FEATURES

- CCT range: 2700K - 6500K
- Dimming Range: 100% to 10%
- CRI Options: 80 CRI or 90 CRI

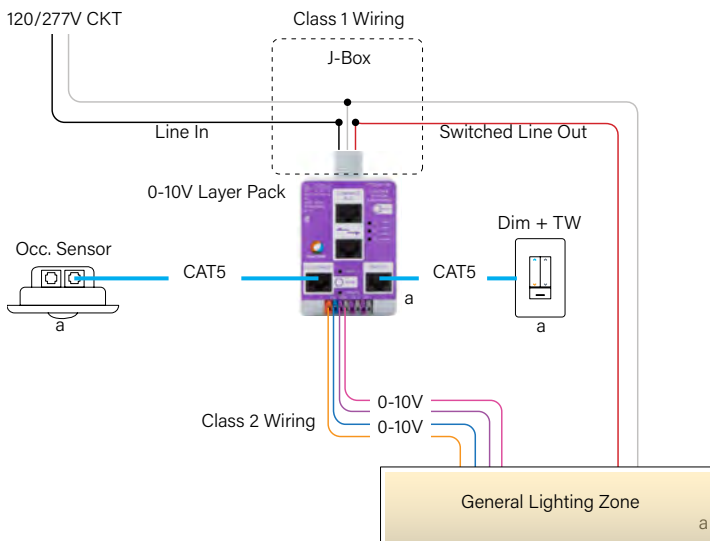
PHOTOMETRY

Apply a power adjustment factor to calculate wattage usage

POWER	CONVERSION FACTOR
	1.1X

(Example: a 50 watt luminaire in static white would draw 55 watts using 0-10V Tunable White)

WIRING DIAGRAM - DIMMABLE TO 10%



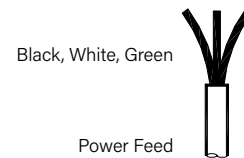
Luminaire Wiring

- **Purple (+) / Pink (-)** control wires are for intensity control
- **Orange (+) / Blue (-)** control wires are for Tunable White control

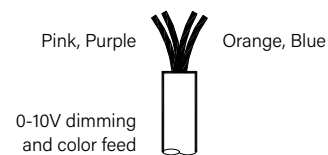
Note:

Load or Dim to Off options available.

DUAL FEED DETAIL



WIRING LEGEND		
Black	Hot	Line Voltage
White	Neutral	Line Voltage
Green	Ground	



WIRING LEGEND		
Pink	Dimming	0-10V DC
Purple	Dimming	0-10V DC
Orange	TW	0-10V DC
Blue	TW	0-10V DC

