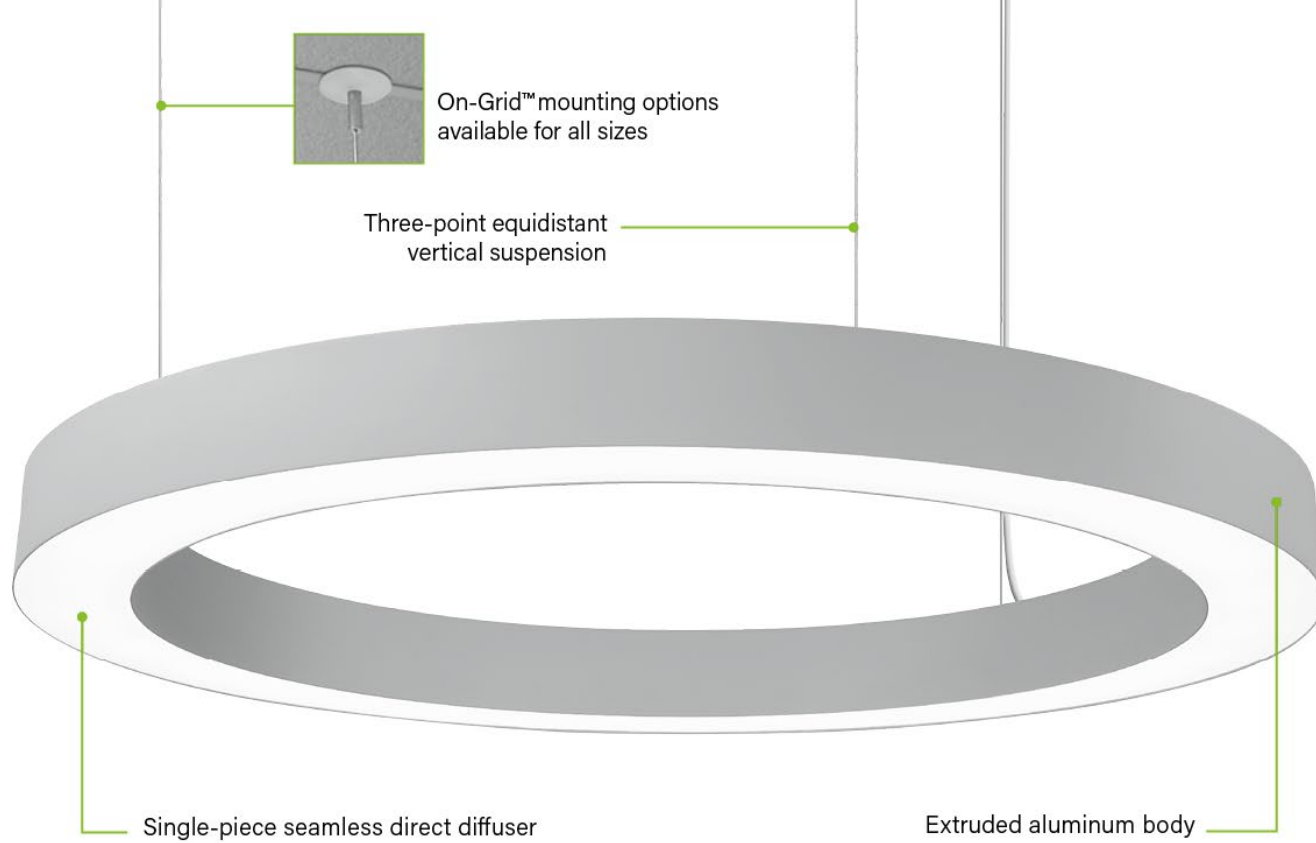




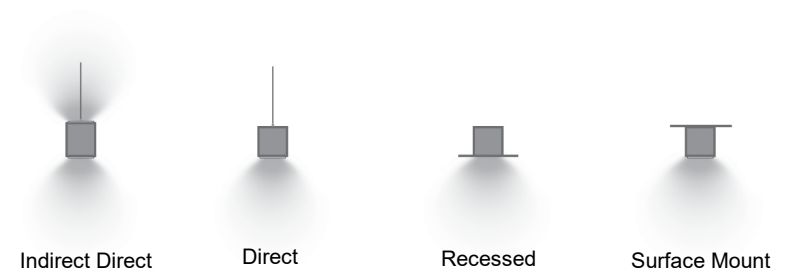
HP-4 C

Design Your Spaces with Infinite Possibilities



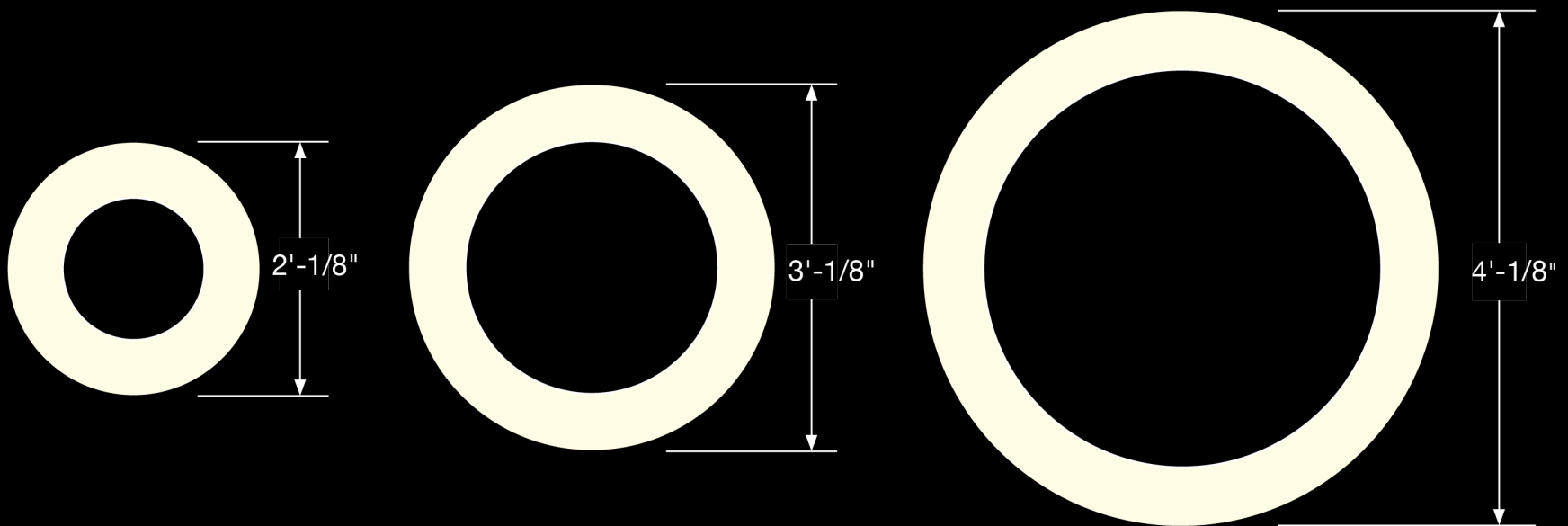
HP-4 Circle

Available in nominal size diameters of 2 ft, 3 ft, and 4 ft.



HP-4C

The High Performance 4" Aperture Circle (HP-4 C) is a patented, circular LED luminaire that provides creative design flexibility to the HP-4 product family. Constructed with an extruded aluminum body and a single-piece seamless direct diffuser for a clean aesthetic. Available in Indirect/Direct and Direct Pendant, Recessed, and Surface Mount in nominal diameters of 2', 3', and 4'.



Tailored Output

Optimizing lighting levels to accommodate architectural design elements and code requirements.

Static and 0-10V Tunable White

- Standard (**S**)
- Boosted Standard (**B**)
- High (**H**)
- Very High (**V¹**)

FineTune FMX Controlled Tunable White

- Boosted Standard (**B**)
- Very High (**V**)

Factory Set to Your Exact Specifications

¹ Outputs are dependent on Tunable White driver selection.

Tailored Color

Tune white light and intensity to the preferences of the people in the space.



- Static White options: 3000K, 3500K, 4000K CCT
- Tunable White option (2700K - 6500K CCT)
- Available in 80 & 90 CRI

Tailored Control

Dim and tune the lighting to fit user preference.

- A replaceable dimming driver is standard
- 0-10V dimming controls have range of 1%-100%

Installation & Service

- Installation hardware provides simplified installation
- Access from below simplifies maintenance

Performance

HP-4 Circle Indirect Direct Pendant 4'

HP-4C-ID-P-4'-V-V-835-F

Uplight: Flush / Downlight: Flush

Distribution: 51% UP (V) / 49% Down (V)

Efficacy: 107 lumens per watt

Uplight: 11798 lumens

Downlight: 11229 lumens

Total Luminaire Output: 23027 lumens

215 watts (17.1 watts/foot)

CRI: 80

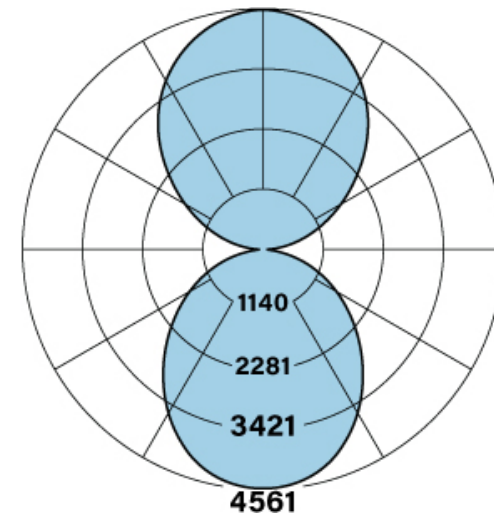
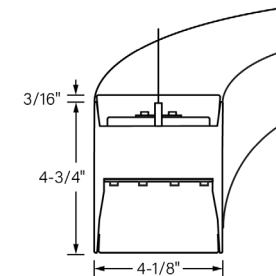
CCT: 3500K

ITL LM79 Report 93249

Note

- For complete photometric data please see technical sheet.

Indirect Direct Pendant



Performance

HP-4 Circle Direct Pendant 4'

HP-4C-D-P-4'-V-835-F

Very High Output - 4' Luminaire

Efficacy: 100 lumens per watt

Total Luminaire Output: 11311 lumens

113 watts (9.0 watts/foot)

CRI: 80

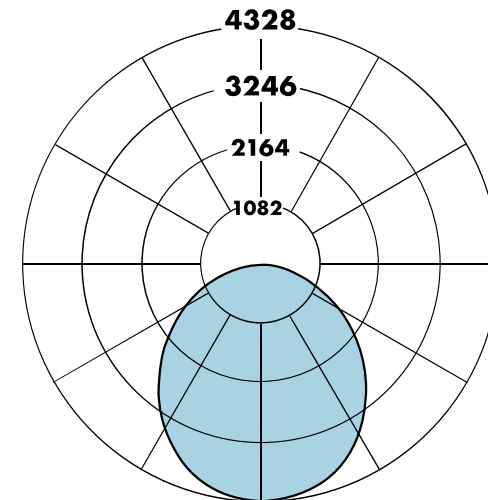
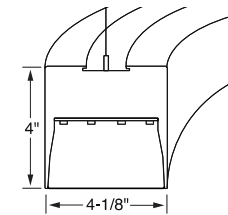
CCT: 3500K

ITL LM79 Report 91221

Note

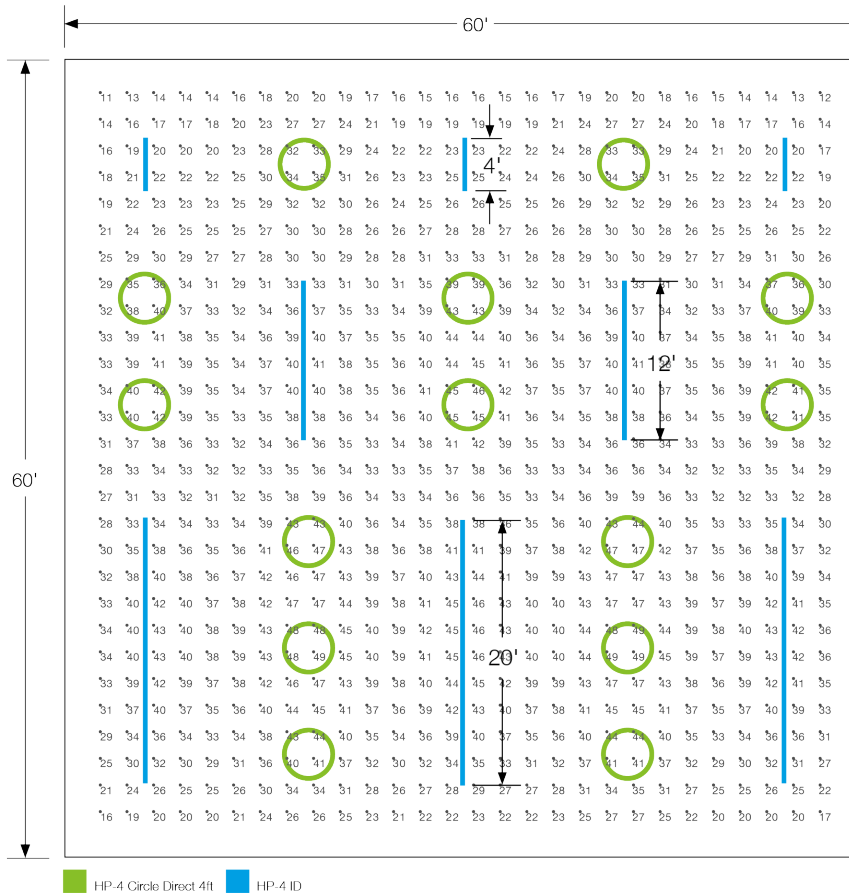
- For complete photometric data please see technical sheet.

Direct Pendant



Application Data

Open Office



HP-4-ID-4'-S-S-835
HP-4C-D-P-4'-S-835

Average Light Level on Desktop (Footcandles)	33
Average to Minimum on Desktop (Illuminance)	3.0:1
Energy Consumption (Lighting Power Density)	0.37 W/ft ²
Room Size (Area)	60' x 60'

- Ceiling Height: 12'0"
- Luminaire Height: 10'0" AFF to bottom of luminaire
- Room Reflectances: 80/50/20
- Light levels are initial

Application Data

Retail

	HP-4-ID-4'-S-S-835 HP-4C-D-P-4'-S-835 HP-4C-D-P-3'-S-835
Average Light Level on Desktop (Footcandles)	35
Average to Minimum on Desktop (Illuminance)	2.9:1
Energy Consumption (Lighting Power Density)	0.48 W/ft ²
Room Size (Area)	45' x 24'

- Ceiling Height: 12'0"
- Luminaire Height: 10'0" AFF to bottom of luminaire
- Room Reflectances: 80/50/20
- Light levels are initial

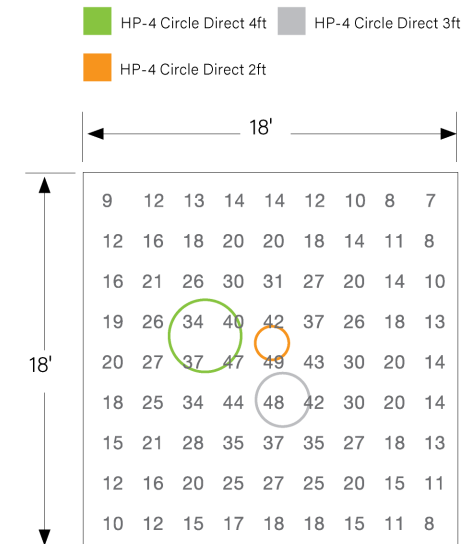


Application Data

Lobby

	HP-4C-D-P-4'-S-835 HP-4C-D-P-3'-S-835 HP-4C-D-P-2'-S-835
Average Light Level on Desktop (Footcandles)	22
Average to Minimum on Desktop (Illuminance)	3:1:1
Energy Consumption (Lighting Power Density)	0.37 W/ft ²
Room Size (Area)	18' x 18'

- Ceiling Height: 15'0"
- Luminaire Height: 4ft Circle at 11'0" AFF to bottom of fixture
 3ft Circle at 10'0" AFF to bottom of fixture
 2ft Circle at 9'0" AFF to bottom of fixture
- Room Reflectances: 80/50/20
- Light levels are initial



The Finelite LED Difference & Commitment to You



10-year performance-based warranty



90% of initial light output at 100,000+ hours



Dimming Standard



Replaceable LED light arrays



Focus on sustainability